

# EMERGENCY EVACUATION ASSEMBLY AREAS

In the event of an emergency, please evacuate to corresponding Evacuation Area. If your assigned Evacuation area is unsafe, please proceed to an alternate Evacuation area closest to you.

-  **Lot H**  
Assembly Area
-  **Lot O**  
Assembly Area
-  **Lot A**  
Assembly Area
-  **Lot D**  
Assembly Area



**Do you know what to do  
in an emergency?  
ARE YOU PREPARED?**



**FIRE: GET OUT**

- Evacuate to the appropriate safe area.



**EARTHQUAKE: SEEK COVER**




- Seek safety under a desk or table.
- Stay clear of doorways and windows.
- Ensure all people are accounted for.
- Have an emergency supply pack on hand.
- Exit building to a safe area once the shaking stops and it is safe to do so.



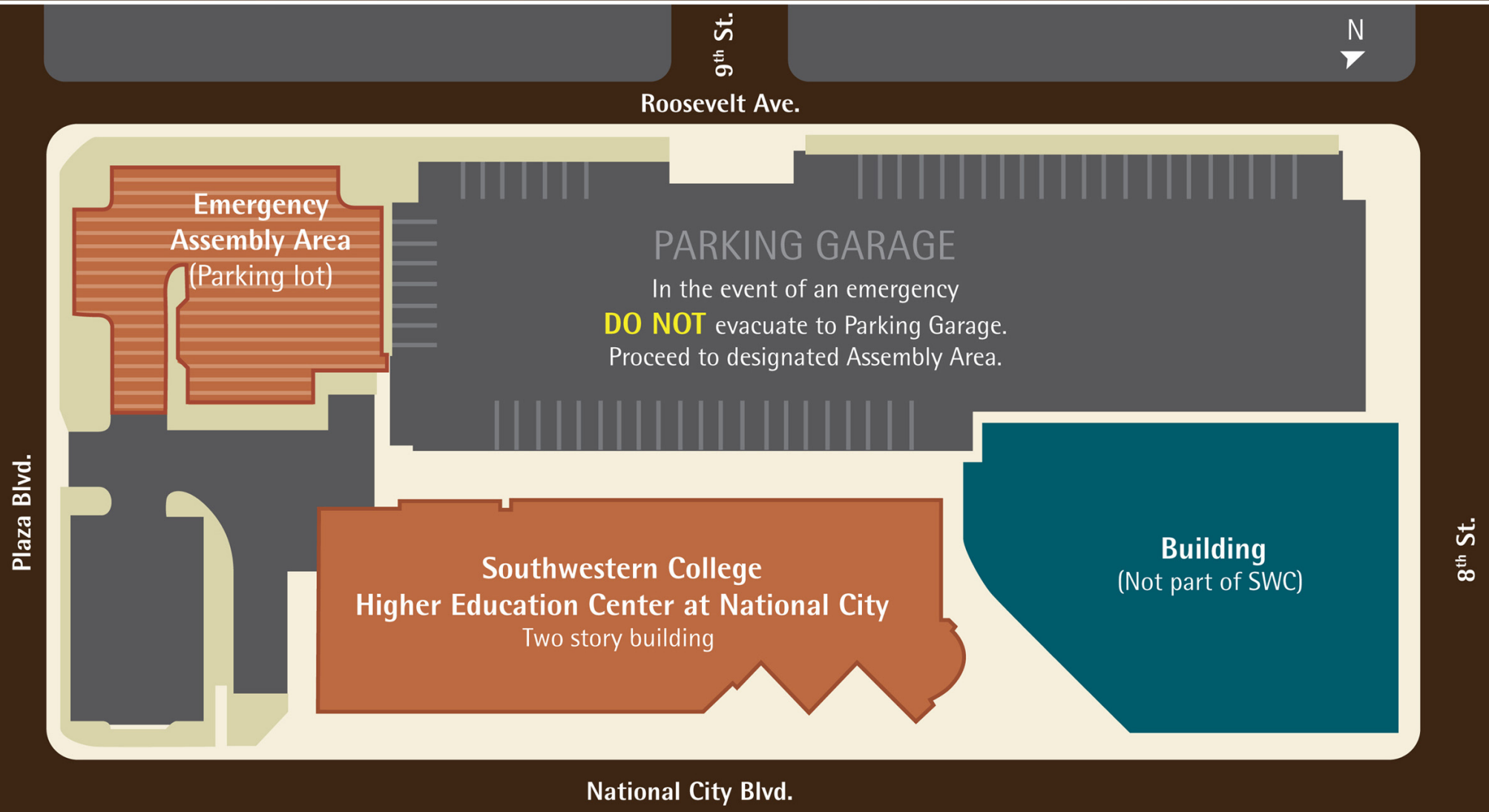
**CRIME & VIOLENT BEHAVIOR: SHELTER IN PLACE**

- Barricade and lock down

**LEGEND**

-  Information/College Police
-  Emergency Call Box
-  Campus Nurse

# EMERGENCY EVACUATION ASSEMBLY AREAS



Do you know what to do  
in an emergency?  
**ARE YOU PREPARED?**



**FIRE: GET OUT**

- Evacuate to the appropriate safe area.



**EARTHQUAKE: SEEK COVER**

- Seek safety under a desk or table.
- Stay clear of doorways and windows.
- Ensure all people are accounted for.
- Have an emergency supply pack on hand.
- Exit building to a safe area once the shaking stops and it is safe to do so.



**CRIME & VIOLENT BEHAVIOR: SHELTER IN PLACE**

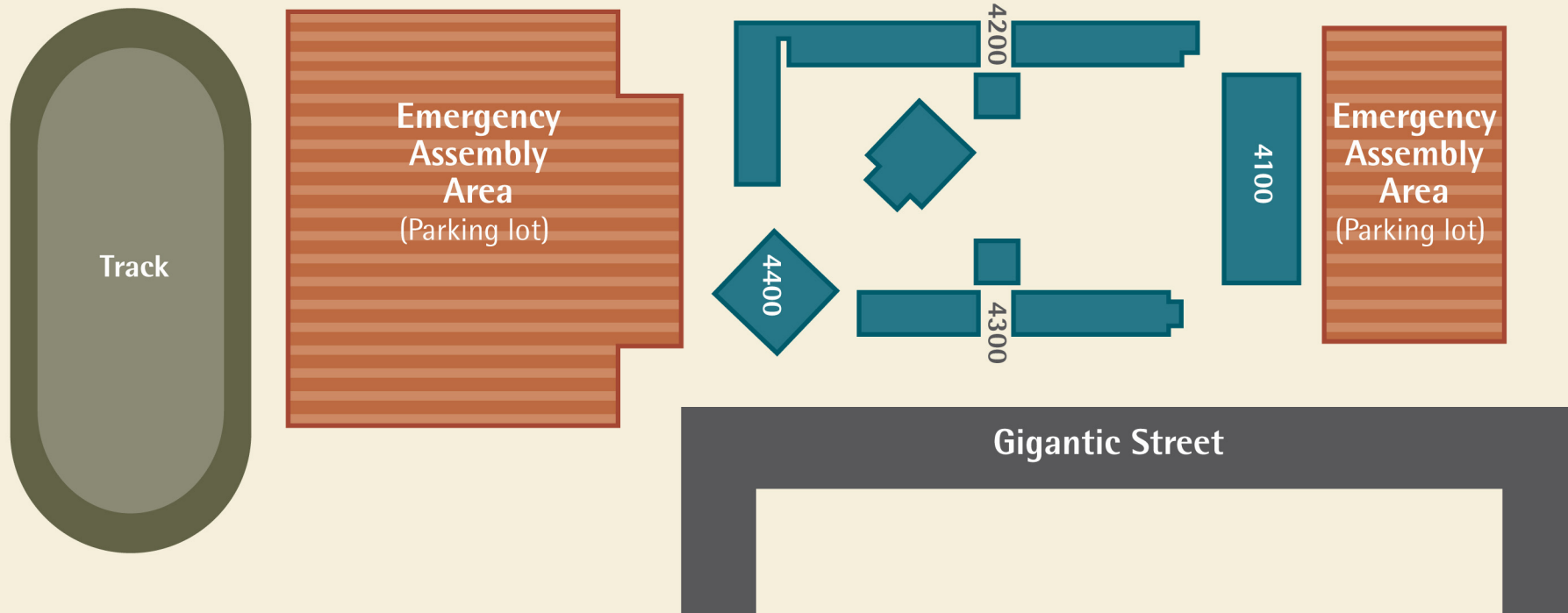
- Barricade and lock down

**LEGEND**

- Information/College Police
- Emergency Call Box
- Campus Nurse

# EMERGENCY EVACUATION ASSEMBLY AREAS

Southwestern College  
Higher Education Center at Otay Mesa  
Two story building



Do you know what to do  
in an emergency?  
**ARE YOU PREPARED?**



## **FIRE: GET OUT**

- Evacuate to the appropriate safe area.



## **EARTHQUAKE: SEEK COVER**

- Seek safety under a desk or table.
- Stay clear of doorways and windows.
- Ensure all people are accounted for.
- Have an emergency supply pack on hand.
- Exit building to a safe area once the shaking stops and it is safe to do so.



## **CRIME & VIOLENT BEHAVIOR: SHELTER IN PLACE**

- Barricade and lock down

## **LEGEND**



Information/College Police

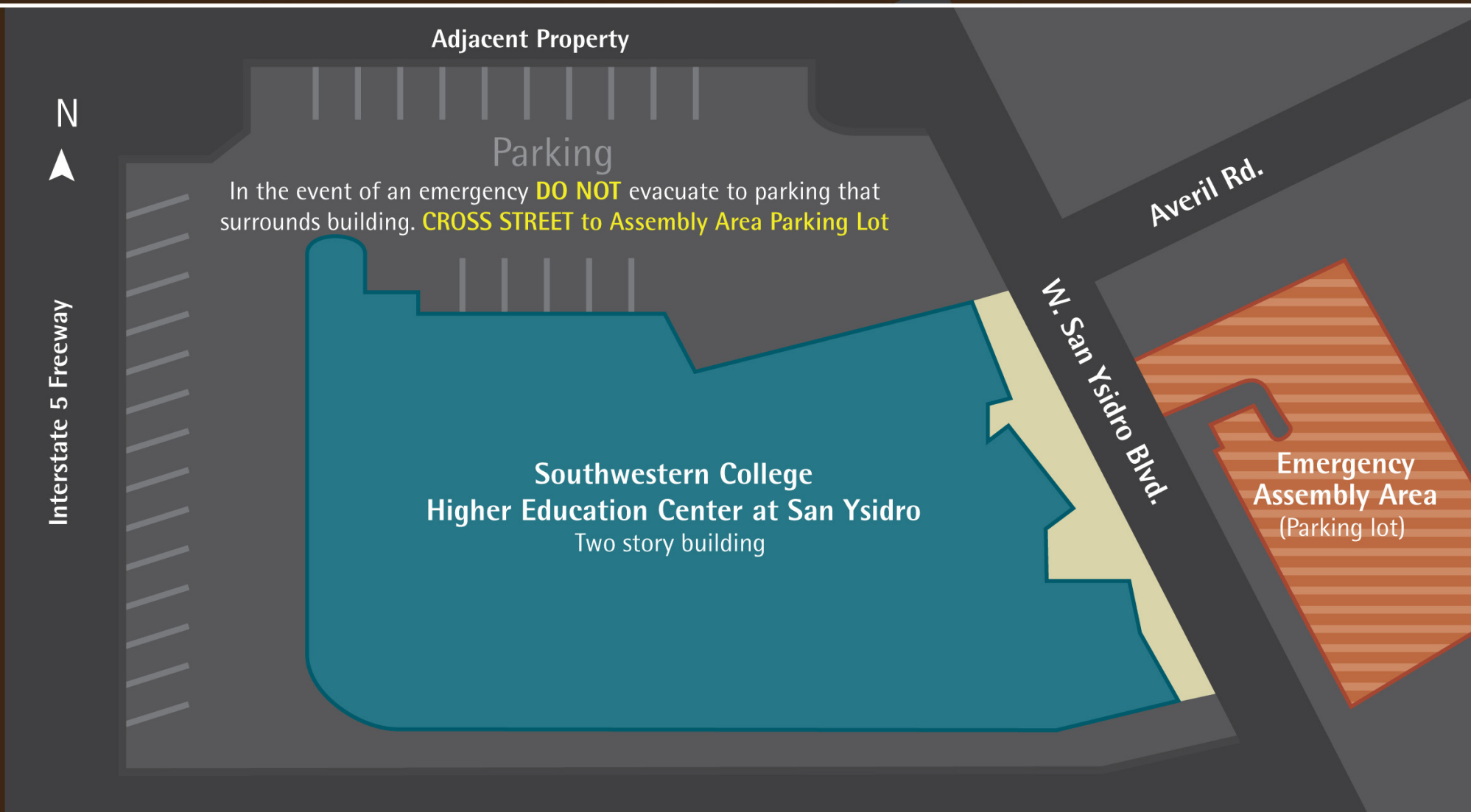


Emergency Call Box



Campus Nurse

# EMERGENCY EVACUATION ASSEMBLY AREAS



Do you know what to do  
in an emergency?  
**ARE YOU PREPARED?**



## **FIRE: GET OUT**

- Evacuate to the appropriate safe area.



## **EARTHQUAKE: SEEK COVER**

- Seek safety under a desk or table.
- Stay clear of doorways and windows.
- Ensure all people are accounted for.
- Have an emergency supply pack on hand.
- Exit building to a safe area once the shaking stops and it is safe to do so.



## **CRIME & VIOLENT BEHAVIOR: SHELTER IN PLACE**

- Barricade and lock down

## **LEGEND**

- Information/College Police
- Emergency Call Box
- Campus Nurse