



PROPOSITIONS R & Z

EXECUTIVE UPDATE

PROGRAM UPDATE

AUGUST 8, 2017

Math, Science and Engineering Building


- * Ready for 2019 Spring semester
- * Exiting gym demolition targeting December 2017
- * Concrete placement continuing



MATH, SCIENCE, AND ENGINEERING BUILDING

National City Addition


- * Ready for the start of 2018 Spring semester
- * Building interior work at maximum pace
- * Exterior siding nearing completion



NATIONAL CITY CLASSROOM BUILDING ADDITION AND BUSINESS CENTER REMODEL

Wellness Center and Aquatics Complex


- * Ready for start of 2018 Spring semester
- * Building interior work continuing
- * Working with SDG&E to minimize delay for energizing the building



WELLNESS AND AQUATICS COMPLEX

Utility Infrastructure and Hydronic Piping Project

- * Includes Security Building utilities to the project site
- * Work continues to planned completion in December 2017



Other Major Facilities Projects

Proposition 39 Clean Energy Projects

- * New program funding and new projects in planning
 - * Exterior LED lighting Otay Mesa and San Ysidro HEC's
 - * Interior LED lighting building 620 (LRC)

Electrical Infrastructure Upgrades

- * Phase one complete
- * Phase II includes Interior panels, breakers and wiring in 100's, 200's, 850 and 700's buildings



Miscellaneous Projects

- * Water resistant landscaping: Work continuing
- * HVAC controls: Work continuing
- * Fire Alarm Upgrade: Design continuing
- * Building 460 roofing: August completion
- * Building 470 and 1200 re-roof: Planning
- * Infrastructure
 - * Sewer line and valve replacements: Planning
 - * Building structural upgrades: Planning
 - * Sidewalk Repair: Planning

Program Level Financial Update

Prop R Bond Financial Overview

• Bond Authorization	\$389.0 million
• Bond Sales to Date	\$290.4 million
• Interest to Date	\$ 3.7 million
• Total Revenue (Sales + Interest)	\$394.1 million
• Remaining Authorization (unsold)	\$ 98.6 million

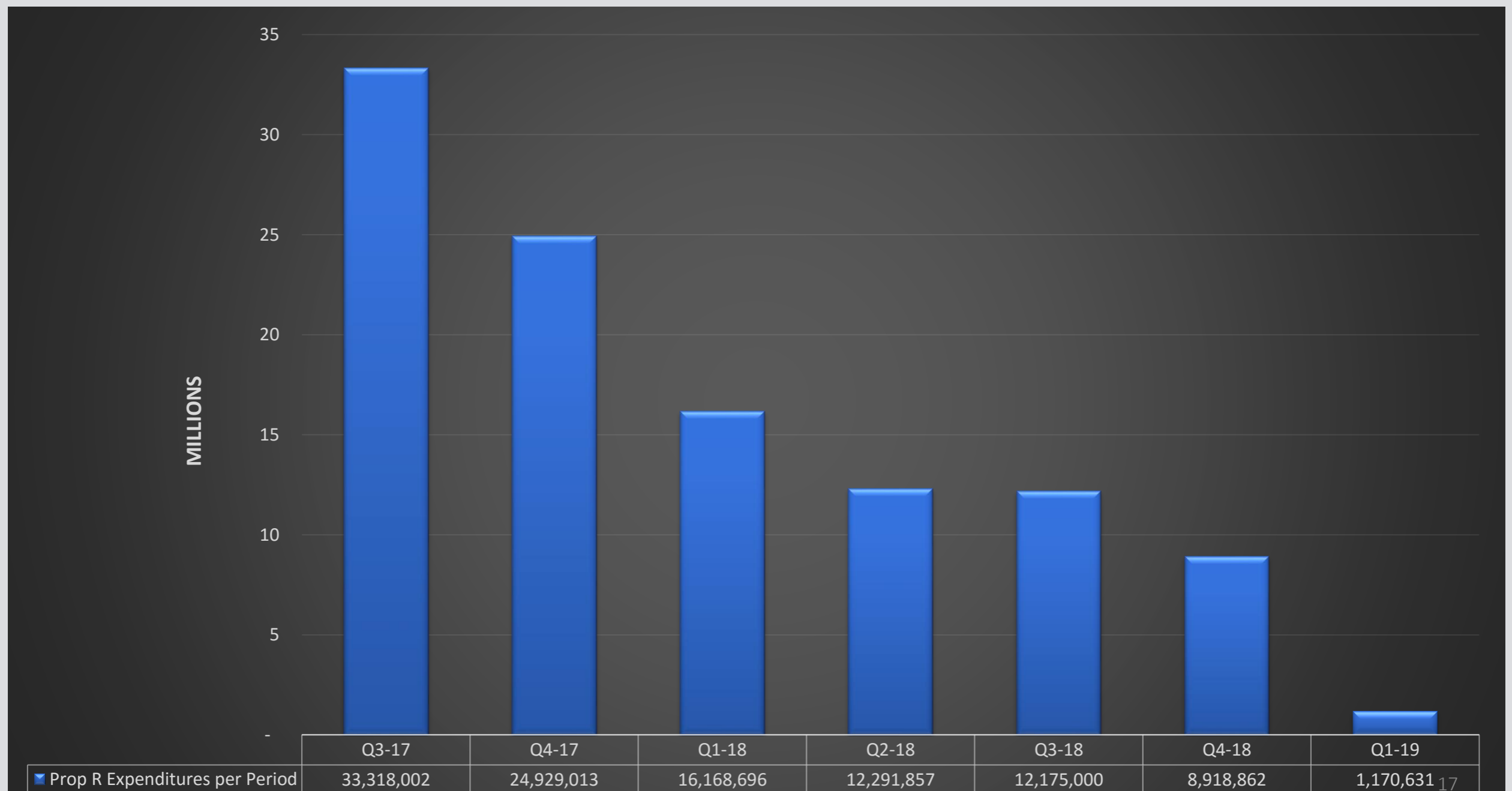
Obligations, Encumbrances and Expenditures

- All but \$5 million of the \$294 million in revenue is obligated
- \$261 million has been encumbered (purchase order or contract in place)
- \$184.9 million has been actually spent to date
- \$109.1 million cash on hand

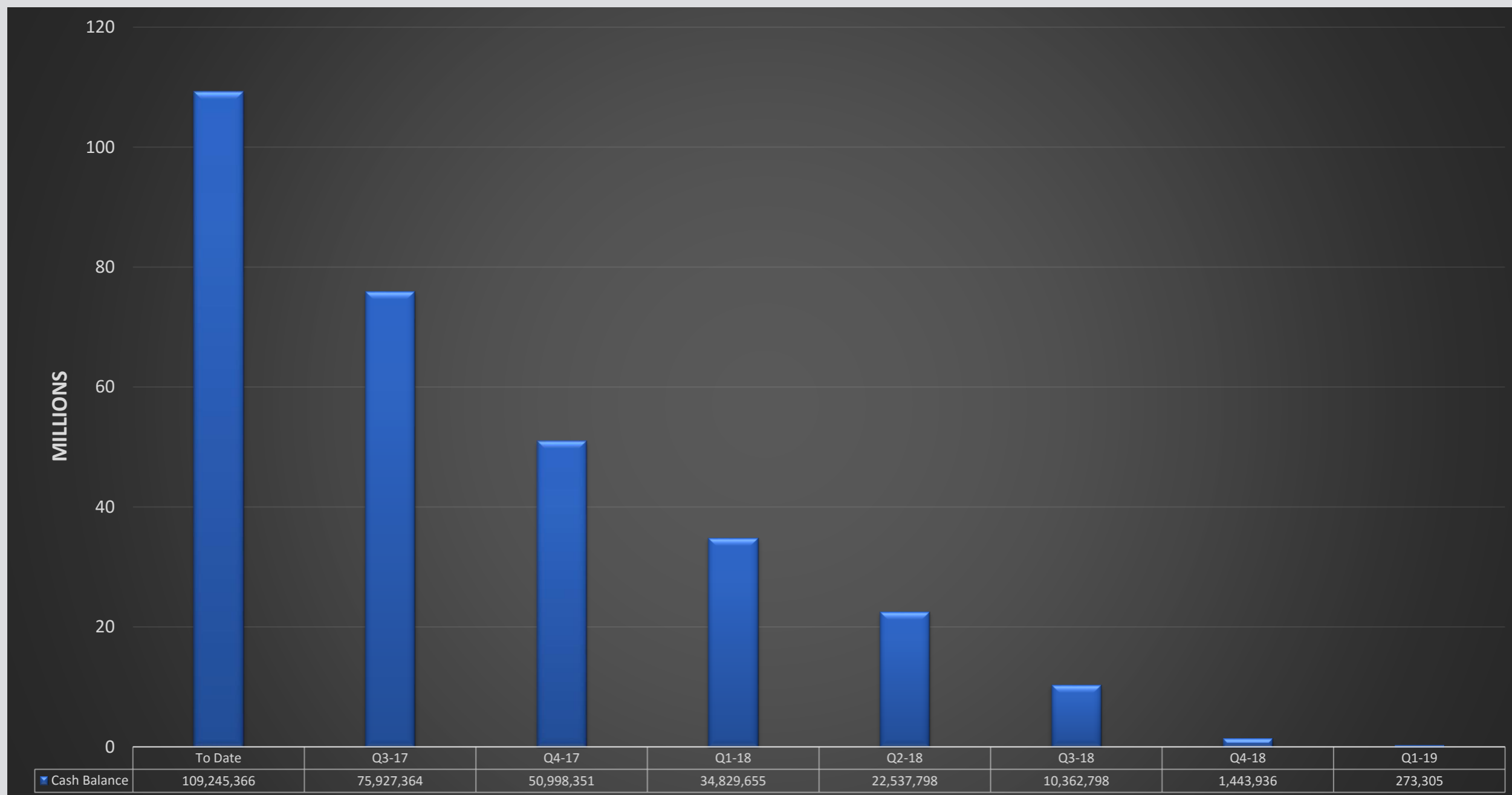
Major Project Expenditures

• DeVore Stadium	\$ 33.8 (complete)
• Central Plant	\$ 17.7 (complete)
• Technology and Security	\$ 9.9 (complete)
• National City HEC Phase II	\$ 17.3 (in progress – Spring 2018)
• Performing Arts Complex	\$ 3.1 (in progress – Requires Prop Z \$)
• Wellness and Aquatics Complex	\$ 44.3 (in progress – Winter 2017)
• Solar Initiative	\$ 13.0 (complete)
• Math Science and Engineering	\$ 22.0 (in progress – Spring 2019)
• Utilities/Landscape and Entrances	\$ 9.0 (complete)
• Management/Misc.	<u>\$ 14.7</u>
• Total Expenditures	\$184.9

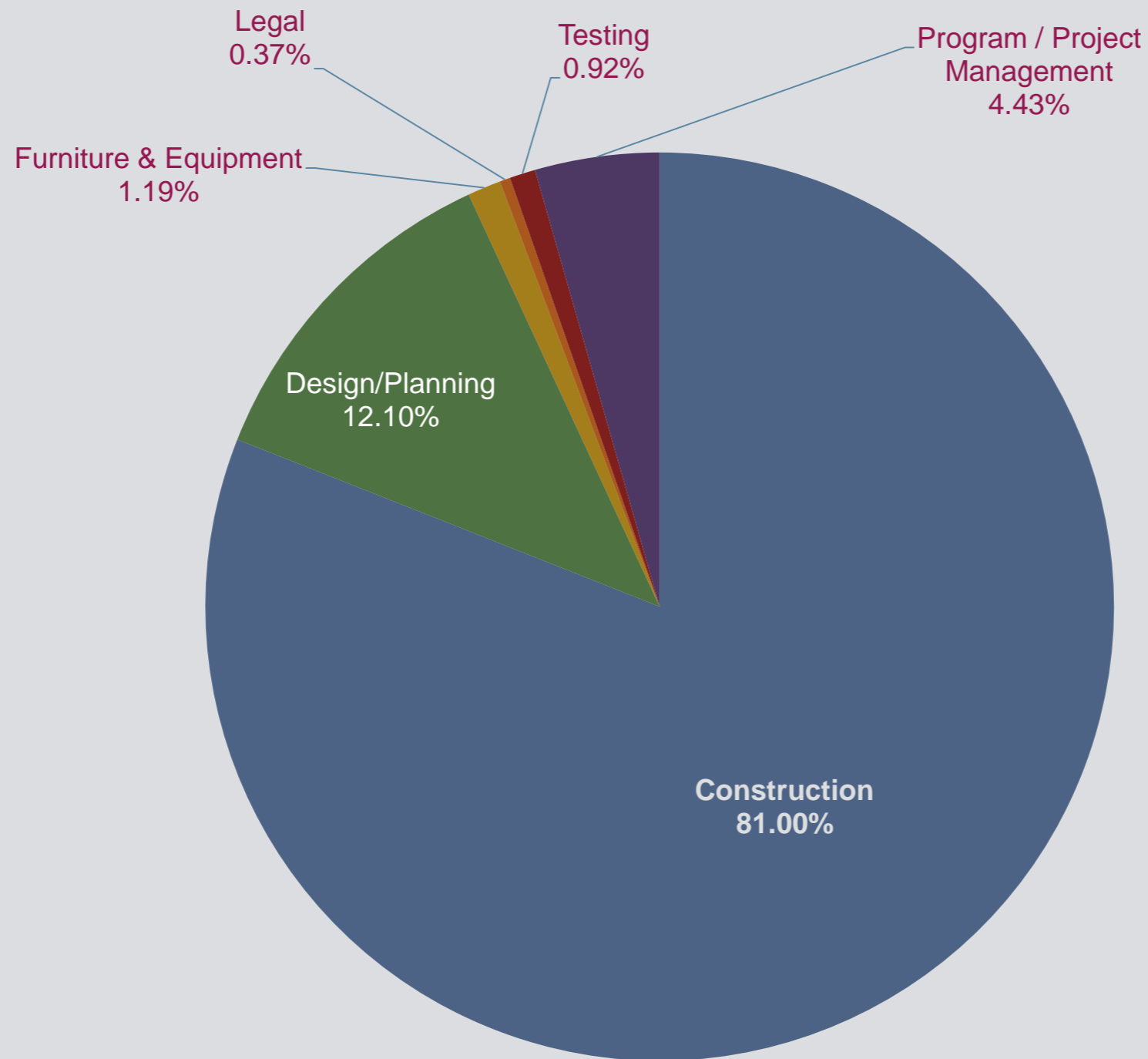
Projected Expenditures by Quarter



Projected Cash Balance



Expenditures per Category

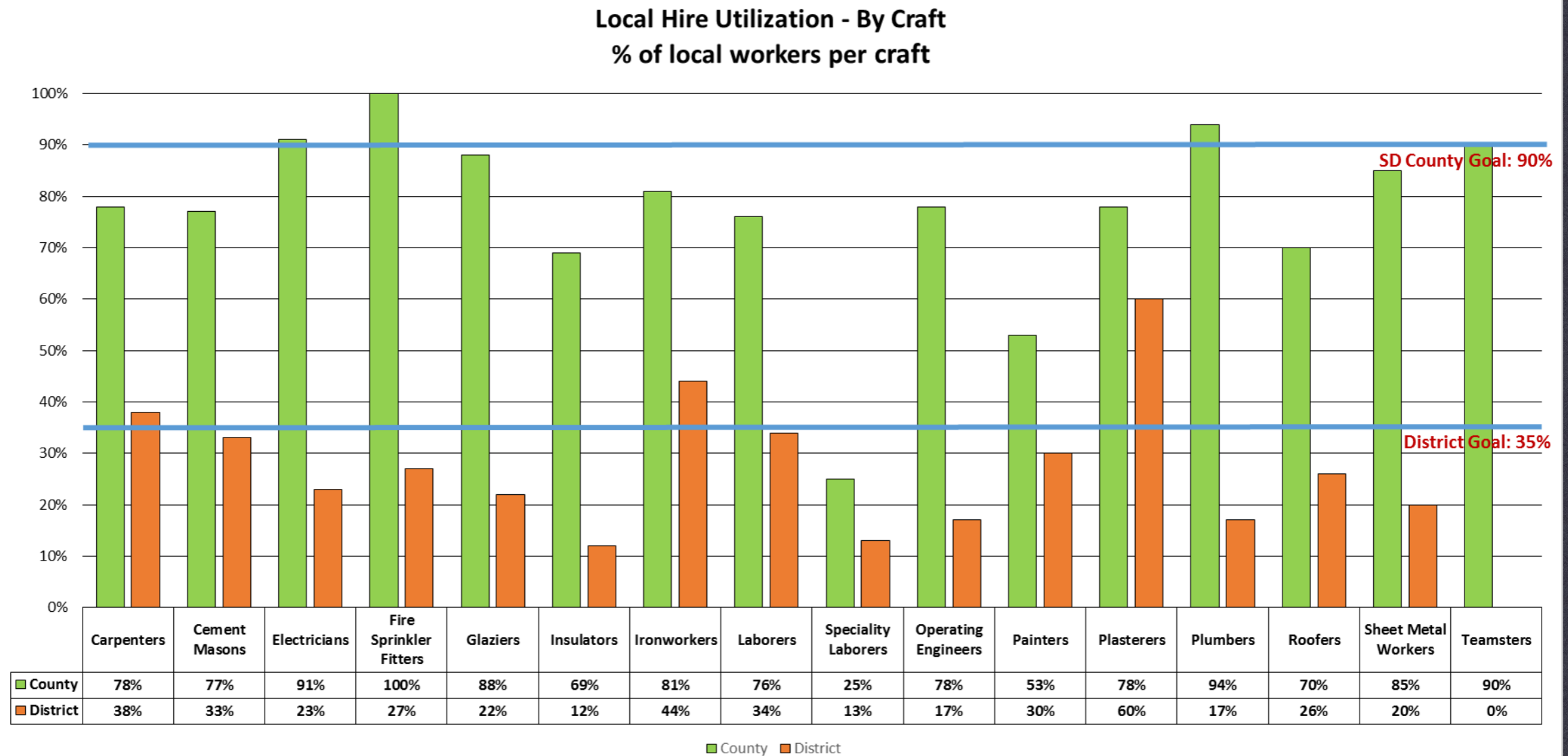


Total Expenditures through Q2-2017 \$184.9 Million

Community Benefits Agreement Local Hire Initiative

LOCAL HIRE INITIATIVE

2Q 2017 By Craft



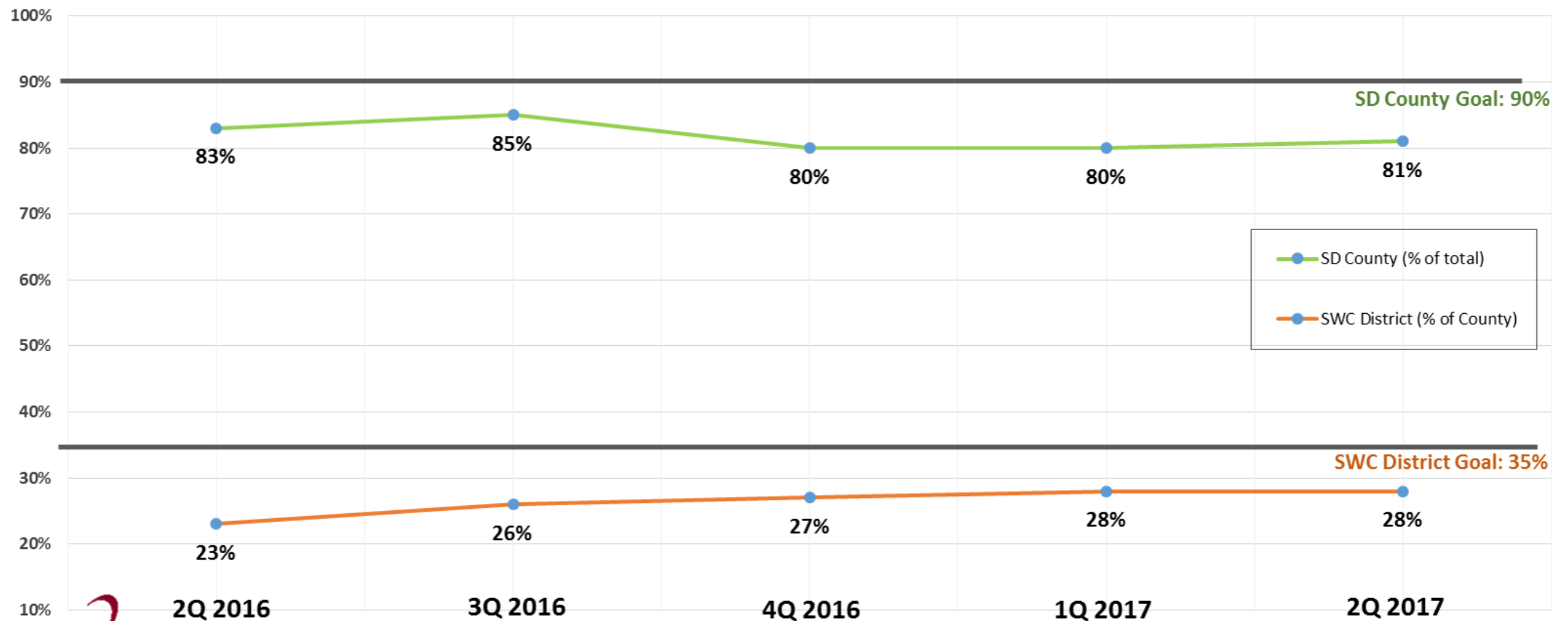
Local Hire Utilization Overall:

- San Diego County: 81%
- District: 28%

LOCAL HIRE INITIATIVE

2016 - 2017 Summary

CBA Local Hire Utilization 2016-2017





PROPOSITION R & Z
EXECUTIVE UPDATE

PROGRAM UPDATE
AUGUST 8, 2017