

COMMUNITY BENEFITS AGREEMENT COMPLIANCE REPORT

3rd Quarter 2018

QUARTERLY REPORT

Prepared for:



Prepared by:

Casamar Group, LLC.

23335 Alamos Lane ■ Newhall, CA 91321
Phone: (661) 254-2373 ■ Fax (661) 253-0549

COMMUNITY BENEFITS AGREEMENT (CBA) COMPLIANCE REPORT

TABLE OF CONTENTS

1. Introduction.....	1
2. CBA Goals: Local Hire – Employment of District Residents.....	2
2.1 Local Hire/Employment of District Residents.....	2
2.1.1 Local Worker Utilization (Overall).....	2
2.1.2 Results for ACTIVE CBA PROP. R PROJECTS	2
2.1.3 Results <i>COMBINED PROJECTS</i> / PROP. R SUMMARY TO-DATE	3
Results <i>NON-CBA</i> PROP. R PROJECTS SUMMARY TO-DATE	4
2.1.4 Results COMPARISION FROM LAST QUARTER	5
2.1.5 Worker Utilization per Bid Package/Contract.....	10
Table 1.1: Emergency Generator.....	10
Table 1.2: Fire Alarm Network Integration.....	10
Table 1.3: Math Science Engineering.....	11
Table 1.4: National City-Higher Education Complex.....	12
Table 1.5: Wellness Aquatics 1&2 Workforce Utilization Summary	12
2.1.6 Union Referrals / Local Worker Utilization (by Craft)	14
3. Apprenticeship Utilization / Training & Employment of District Residents	16
4. Prevailing Wage / Labor Compliance.....	17

EXHIBIT 1: Workforce Utilization Reports (per Project)

1 Introduction

Effective December 12, 2013, the Southwestern Community College District (District) passed the Community Benefits Agreement (CBA) for construction and major rehabilitation projects funded by Proposition R. It is the explicit understanding and intention of the Parties to the CBA to use opportunities provided by the extensive amount of Project work to identify and promote the interest and involvement of District residents in the construction industry, such as assisting residents in entering the construction trades and through utilization of the apprenticeship programs, providing training opportunities for those residents and other individuals wishing to pursue a career in construction. Furthermore, the Parties to the CBA also understand that the District seeks to place a strong emphasis on the utilization of local small business enterprises on the Project work, whereby each Party shall employ demonstrable efforts to encourage utilization in effort to achieve such goals.

Casamar Group LLC. entered into a contract with the District to monitor and enforce contractor's compliance with the State prevailing wage and Community Benefits Agreement (CBA) requirements. As an extension to the Southwestern Bond Program Management Team, Casamar Group, LLC. has prepared this quarterly compliance report based upon the CBA-applicable project contractor's meeting the contract's CBA established goals and requirements for all projects that have been subject to the CBA to-date.

2 CBA GOALS

2.1 LOCAL HIRE GOAL – EMPLOYMENT OF DISTRICT RESIDENTS (CBA §5.5)

In recognition of the Southwestern College's mission to serve the community, the Unions and contractors have agreed, by having executed the Letter of Assent and/or being signatory to the CBA, that District residents shall be *first* referred for any work associated with journey person, apprentice, or other positions for utilization on SWC construction project work.

CBA GOAL:

- **IT IS THE PARTIES GOAL THAT NINETY (90%) PERCENT OF THE POSITIONS FOR PROJECT WORK FOR A PARTICULAR CONTRACTOR (INCLUDING THE CONTRACTOR'S "CORE EMPLOYEES") BY CRAFT, HAVE BEEN FILLED WITH RESIDENTS OF SAN DIEGO COUNTY**
- **OF THE 90%, THIRTY-FIVE (35%) PERCENT SHOULD BE RESIDENTS WITHIN THE DISTRICT (DETERMINED BY COUNTY AND DISTRICT ZIP CODES)**

In effort to meet the local hire initiative, the Program Management Team and its Project Labor Coordinator work with the Unions and contractors to ensure local District and County residents are utilized upon construction project work. In turn, contractors have evidenced cooperation by utilizing and requesting the dispatch of local residents onto District projects. Based on the District project contractor's submittal of certified payroll records, the number of local residents working on District projects has been assessed for all work on each Project subject to the requirements contained in the CBA. Workforce utilization statistical data for each specific sub-contractor may be found in EXHIBIT 1.

2.1.1 LOCAL WORKER UTILIZATION (OVERALL)

The most recent Prop R Projects¹ have created 3009 construction-related positions for San Diego County residents—and 861 positions for local district residents.

- San Diego **County**: 3009 of 3842 available positions filled by County residents **(78%)**
- SWC **District**: 861 of these 3009 positions filled by residents of the District **(29%)**

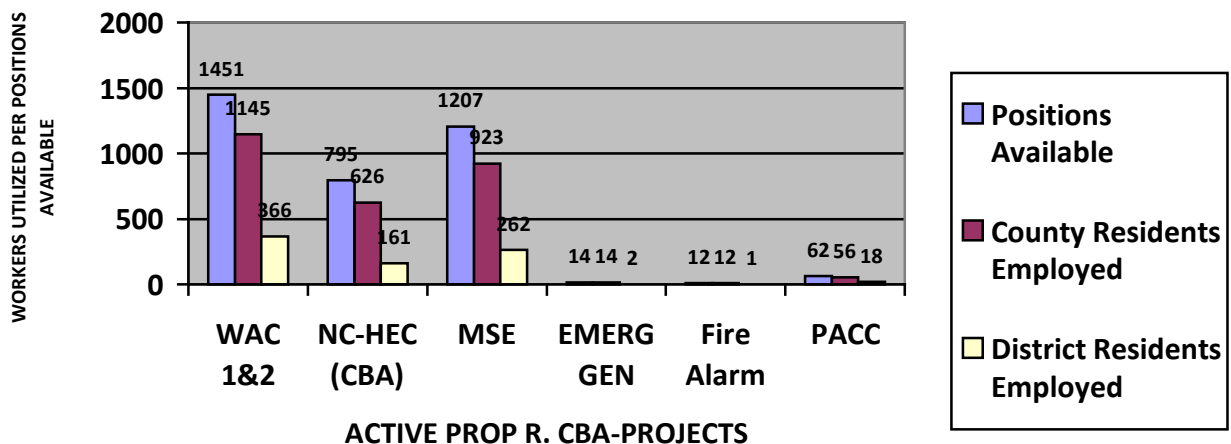
2.1.2 RESULTS: ACTIVE PROJECTS

Active Projects	Positions Available	Positions <u>County</u> Residents	% of Positions <u>County</u> Residents	Positions <u>District</u> Residents	% of Positions <u>District</u> Residents
Emergency Generator (GC: CVE)	14	14	100%	2	14%
Fire Alarm Network Integration Upgrade (GC: CVE)	12	12	100%	1	8%

¹ Includes positions from the following CBA projects: Performing Arts & Cultural Center; Fire Alarm Network Integration; Emergency Generators; Electrical Distribution 1617-230; Utility Infrastructure & Hydro Pipe 1617-2022R; Math Science Engineering; National City HEC; Wellness & Aquatics Center; Electrical Infrastructure; Pipe Loop; Wireless Upgrades; Blue Light. Does not include the Central Plant & Field House, which were prior to the start of the CBA program.

Math Science Engineering Building (GC: Rudolph & Sletten)	1207	923	76%	262	28%
National City Higher Education Center (GC: Sundt)	795	626	79%	161	26%
Performing Arts & Cultural Center (GC: Rudolph & Sletten)	62	56	90%	18	32%
Wellness Aquatics Increment 1 & 2 (GC: Balfour Beatty)	1451	1145	79%	366	32%
SUBTOTAL FOR ACTIVE CBA-PROJECTS (LISTED ABOVE):	3541	2776	78%	810	29%

LOCAL RESIDENT EMPLOYMENT ON PROP. R CBA PROJECTS



2.1.3 RESULTS: COMBINED SUMMARY TO-DATE

Projects	Positions Available	Positions County Residents	% of Positions County Residents	Positions District Residents	% of Positions District Residents
Emergency Generator (GC: Chula Vista Electric)	14	14	100%	2	14%
Fire Alarm Network Integration Upgrade (GC: CVE)	12	12	100%	1	8%
Math Science Engineering Building (GC: Rudolph & Sletten)	1207	923	76%	262	28%
National City – Higher Ed Center (GC: Sundt)	795	626	79%	161	26%
Performing Arts & Cultural Center (GC: Rudolph & Sletten)	62	56	90%	18	32%
Wellness Aquatics Increment 1&2 (GC: Balfour Beatty)	1451	1145	79%	366	32%

Utility Infrastructure and Hydronic Pipe Extension 1617-2022R (GC: CCL) [COMPLETED]	84	46	55%	4	9%
Electrical Distribution Upgrade Project 1617-230 [COMPLETED] (GC: Chula Vista Electric)	35	35	100%	10	29%
Blue Light (GC: Steiny) [COMPLETED]	51	46	90%	14	30%
Electrical Infrastructure (GC: Southern Contracting) [COMPLETED]	16	9	56%	1	11%
MS4 Pipe Loop Extension & Landscape (GC: Peltzer Plumbing) [COMPLETED]	91	74	81%	17	23%
Wireless Upgrade [COMPLETED] (GC: Chula Vista Electric)	24	23	96%	5	22%
COMBINED SUMMARY TO-DATE:	3842	3009	78%	861	29%

NON-CBA PROP. R PROJECT SUMMARY

The CBA contains provisions for CBA-exclusion for certain contracts that qualify for exemption. Certain Proposition R contracts² that were not subject to the terms of conditions of the CBA were excluded from the local-resident hiring goals, which include:

- BAS Consolidation Extension & Upgrade
- Building 210 Data Room UPS (1718-2025R)
- Dance Room
- Math Science & Engineering BP 09, BP 26
- National City BPs 1 thru 4, BP 6, BP 10, BP 11, BP 14, BP 18, BP 25, BP 27
- Relocatable Buildings WAC - On Call Geotech Testing
- Sewer Line Infrastructure Project (1617-2020R)
- Structural Repairs
- Temporary Parking Lot 1718-2029R
- Wellness Aquatics - On Call Civil Engineering Consultants (Surveying & Geotech)
- Wellness Aquatics Increment 2 _ BP 21-2 - Pools and Equipment

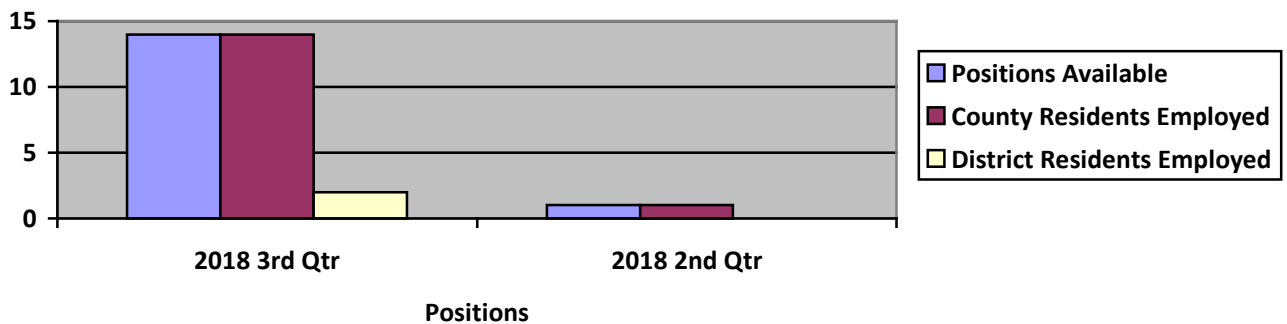
The following assessment exemplifies the local hire utilization upon these Proposition R funded contracts that were ***not subject*** to the CBA:

Projects	Positions Available	Positions County Residents	% of Positions County Residents	Positions District Residents	% of Positions District Residents
CONTRACTS NOT-SUBJECT TO CBA:	769	445	58%	95	21%

2.1.4 RESULTS: COMPARISON FROM LAST QUARTER (ACTIVE PROJECTS)

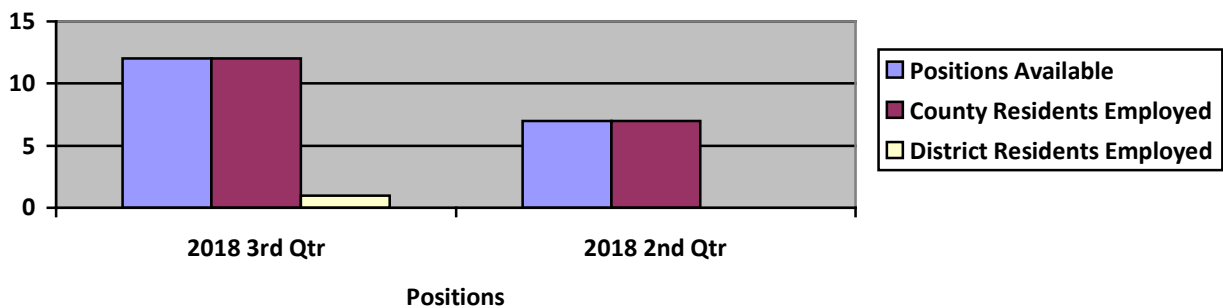
EMERGENCY GENERATOR					
Project	Positions Available	Positions County Residents	% of Positions County Residents	Positions District Residents	% of Positions District Residents
Emergency Generator (GC: CVE) 2018 3 rd Qtr Data	Q3: 2018 14	Q3: 2018 14	Q3: 2018 100%	Q3: 2018 2	Q3: 2018 14%
Emergency Generator (GC: CVE) 2018 2 nd Qtr Data	Q2: 2018 1	Q2: 2018 1	Q2: 2018 100%	Q2: 2018 0	Q2: 2018 0%
COMPARISON RESULTS:	Increased Positions: 13	Increased Positions to County Residents: 13	Stagnant % of Positions provided to County Residents by: 0%	Increased Positions to District Residents: 2	Increased % of Positions provided to District Residents by: 14%

EMERGENCY GENERATOR EMPLOYMENT
2018 3rd QUARTER vs 2018 2nd QUARTER



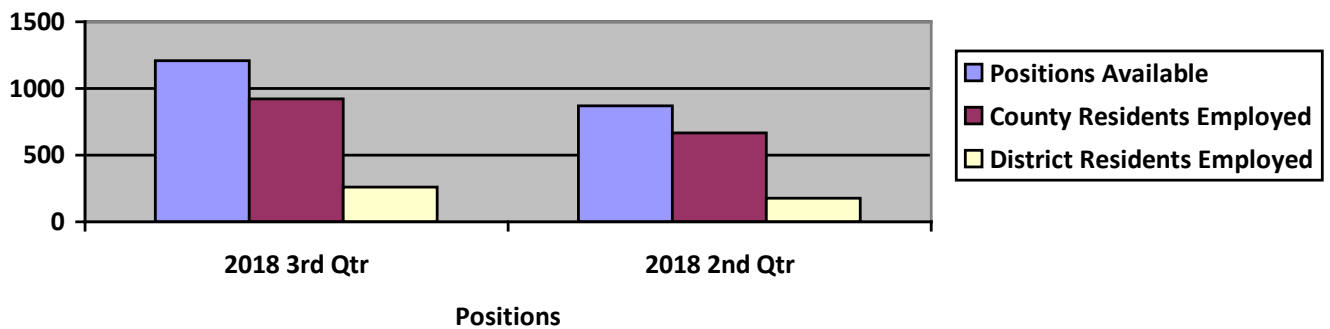
FIRE ALARM NETWORK INTEGRATION					
Project	Positions Available	Positions County Residents	% of Positions County Residents	Positions District Residents	% of Positions District Residents
Fire Alarm Network Integration (GC: CVE) 2018 3 rd Qtr Data	Q3: 2018 12	Q3: 2018 12	Q3: 2018 100%	Q3: 2018 1	Q3: 2018 8%
Fire Alarm Network Integration (GC: CVE) 2018 2 nd Qtr Data	Q2: 2018 7	Q2: 2018 7	Q2: 2018 100%	Q2: 2018 0	Q2: 2018 0%
COMPARISON RESULTS:	Increased Positions: 5	Increased Positions to County Residents: 5	Stagnant % of Positions provided to County Residents by: 0%	Increased Positions to District Residents: 1	Increased % of Positions provided to District Residents by: 8%

FIRE ALARM NETWORK INTEGRATION EMPLOYMENT
2018 3rd QUARTER vs 2018 2nd QUARTER



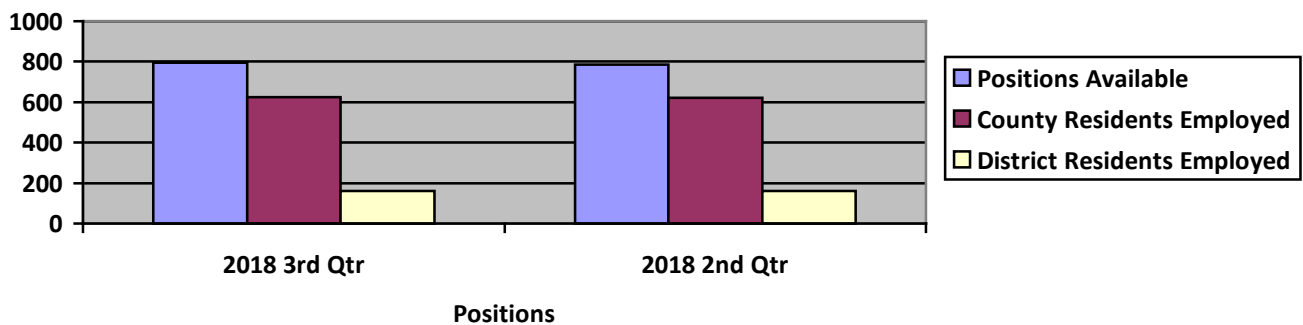
MATH SCIENCE ENGINEERING					
Project	Positions Available	Positions County Residents	% of Positions County Residents	Positions District Residents	% of Positions District Residents
MSE (GC: Rudolph & Sletten) 2018 3 rd Qtr Data	Q3: 2018 1207	Q3: 2018 923	Q3: 2018 76%	Q3: 2018 262	Q3: 2018 28%
MSE (GC: Rudolph & Sletten) 2018 2 nd Qtr Data	Q2: 2018 872	Q2: 2018 669	Q2: 2018 77%	Q2: 2018 176	Q2: 2018 26%
COMPARISON RESULTS:	<u>Increased</u> Positions: 335	<u>Increased</u> Positions to County Residents: 254	<u>Decreased</u> % of Positions provided to County Residents by: 1%	<u>Increased</u> Positions to District Residents: 86	<u>Increased</u> % of Positions provided to District Residents by: 2%

MATH SCIENCE ENGINEERING EMPLOYMENT
2018 3rd QUARTER vs 2018 2nd QUARTER



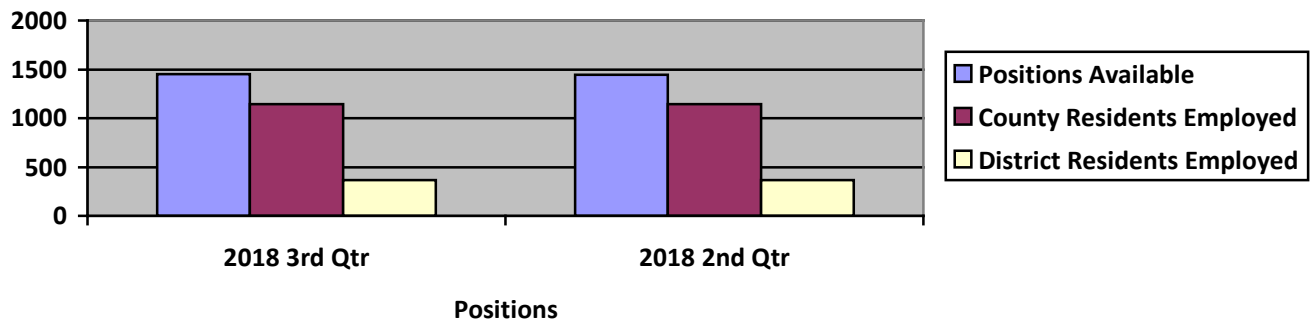
NATIONAL CITY HIGHER EDUCATION COMPLEX					
Project	Positions Available	Positions County Residents	% of Positions County Residents	Positions District Residents	% of Positions District Residents
NC-HEC (GC: Sundt) 2018 3 rd Qtr Data	Q3: 2018 795	Q3: 2018 626	Q3: 2018 79%	Q3: 2018 161	Q3: 2018 26%
NC-HEC (GC: Sundt) 2018 2 nd Qtr Data	Q2: 2018 785	Q2: 2018 620	Q2: 2018 79%	Q2: 2018 160	Q2: 2018 26%
COMPARISON RESULTS:	<u>Increased</u> Positions: 10	<u>Increased</u> Positions to County Residents: 6	<u>Stagnant</u> % of Positions provided to County Residents by: 0%	<u>Increased</u> Positions to District Residents: 1	<u>Stagnant</u> % of Positions provided to District Residents by: 0%

NATIONAL CITY HIGHER ED COMPLEX LOCAL WORKER EMPLOYMENT
2018 3rd QUARTER vs 2018 2nd QUARTER



WELLNESS AQUATICS INCREMENTS 1 & 2

Project	Positions Available	Positions County Residents	% of Positions County Residents	Positions District Residents	% of Positions District Residents
Wellness Aquatics Increment 1&2 (Balfour Beatty) 2018 3rd Qtr Data	Q3: 2018 1451	Q3: 2018 1145	Q3: 2018 79%	Q3: 2018 366	Q3: 2018 32%
Wellness Aquatics Increment 1&2 (Balfour Beatty) 2018 2nd Qtr Data	Q2: 2018 1445	Q1: 2018 1144	Q1: 2018 79%	Q1: 2018 364	Q1: 2018 32%
COMPARISON RESULTS:	Increased Positions: 6	Increased Positions to County Residents: 1	Stagnant % of Positions provided to County Residents by: 0%	Increased Positions to District Residents: 2	Stagnant % of Positions provided to District Residents by: 0%

WELLNESS AQUATICS LOCAL WORKER EMPLOYMENT
2018 3rd QUARTER vs 2018 2nd QUARTER

2.1.5 WORKER UTILIZATION DATA PER BID PACKAGE/CONTRACT

Attached herein as “Exhibit 1” are the “Workforce Utilization Reports” for each of the active projects in construction subject to the CBA requirements during the 1st quarter of 2018. Exhibit 1 will illustrate which contractors contributed to meeting the CBA local resident employment goal. Tables 1.1 through 1.5 (below) are excerpts of the *Workforce Utilization Report’s* sub-total data figures, which demonstrate how each of the bid package/contracts fared against each other.

Table 1.1

EMERGENCY GENERATOR

Sub-Total of Worker Utilization Data for each Bid Package/Contract

Notes:

Short of meeting CBA Local Hire Goal Highlighted in **Red**

<i>Emergency Generator</i>	# OF WEEKLY CPRS SUBMITTED VS. WEEKS DUE UPON CONSTRUCTION START (Cumulative from 11/2017 – 9/2018)	TOTAL NUMBER OF EMPLOYEES (POSITIONS) WORKING	TOTAL NUMBER OF LOCAL-TO- COUNTY (RESIDENT) WORKERS	% of LOCAL-TO- COUNTY WORKERS FILLING POSITIONS	TOTAL NUMBER OF LOCAL-TO- SWC DISTRICT WORKERS	% of LOCAL-TO- SWC DISTRICT WORKERS FILLING POSITIONS
Cumulative Totals from 11/2017 – 9/2018:	62 : 70	14	14	100%	2	14%

Table 1.2

FIRE ALARM NETWORK INTEGRATION

Sub-Total of Worker Utilization Data for each Bid Package/Contract

Notes:

Short of meeting CBA Local Hire Goal Highlighted in **Red**

<i>Fire Alarm Network Integration Project</i>	# OF WEEKLY CPRS SUBMITTED VS. WEEKS DUE UPON CONSTRUCTION START (Cumulative from 3/2018 – 9/2018)	TOTAL NUMBER OF EMPLOYEES (POSITIONS) WORKING	TOTAL NUMBER OF LOCAL-TO- COUNTY (RESIDENT) WORKERS	% of LOCAL-TO- COUNTY WORKERS FILLING POSITIONS	TOTAL NUMBER OF LOCAL-TO- SWC DISTRICT WORKERS	% of LOCAL-TO- SWC DISTRICT WORKERS FILLING POSITIONS
Cumulative Totals from 3/2018 – 9/2018:	27 : 31	12	12	100%	1	8%

Table 1.3**MATH SCIENCE ENGINEERING***Sub-Total of Worker Utilization Data for each Bid Package/Contract***Notes:***Lowest Performing Contracts Highlighted in Red**Grey row denotes a closed bid package**+ Denotes an increase in % from last quarter**- Denotes a decrease in % from last quarter*

MSE Bid Package/ Contract ** Denotes newly introduced in Q3	# OF WEEKLY CPRS SUBMITTED VS. WEEKS DUE UPON CONSTRUCTION START (Cumulative from 6/2016 – 9/2018)	TOTAL NUMBER OF EMPLOYEES (POSITIONS) WORKING	TOTAL NUMBER OF LOCAL-TO- COUNTY (RESIDENT) WORKERS	% of LOCAL-TO- COUNTY WORKERS FILLING POSITIONS	TOTAL NUMBER OF LOCAL- TO-SWC DISTRICT WORKERS	% of LOCAL-TO- SWC DISTRICT WORKERS FILLING POSITIONS
BP03 _ Demo Hazmat	301 : 301	78	23	29% -	4	17%
BP04 _ Cast-in-Place Concrete	586 : 600	396	312	79%	98	31% +
BP05 _ Steel	67 : 69	40	33	83% -	29	88% +
BP06 _ Roofing	93 : 94	50	0	0%	0	0%
BP07 _ Sheetmetal	93 : 97	23	22	96% +	3	14% +
BP10 _ Metal Stud Fram.DW	206 : 214	142	106	75% +	37	35% -
BP12 _ Ceilings	39 : 40	13	3	23% -	0	0%
BP 14 _ Paint	36 : 39	8	8	100%	5	63% -
** BP 15 _ Misc Specialties	20 : 27	7	1	14%	0	0%
** BP 16 _ Lab Casework	28 : 31	13	12	92%	3	25%
BP 18 _ Fire Suppression	29 : 31	13	13	100%	2	15%
BP19 _ Plumbing	197 : 207	57	53	93% -	5	9% +
BP20 _ HVAC	421 : 455	133	119	89% -	29	24% +
BP21 _ Electrical	205 : 213	104	94	90% +	23	24% +
BP22 _ Earthwork	125 : 141	30	28	93%	5	18% -
BP23 _ Site Concrete	61 : 70	54	52	96% -	14	27% -
BP25 _ Site Utilities	110 : 113	46	44	96% -	5	11%
Cumulative Totals from 6/2016 – 9/2018:	2617 : 2741	1207	923	76% -	262	28% +

Table 1.4**NATIONAL CITY – HIGHER EDUCATION CENTER***Sub-Total of Worker Utilization Data for each Bid Package/Contract*

<i>National City Higher Ed Center Bid Package/ Contract</i>	<i># OF WEEKLY CPRS SUBMITTED VS. WEEKS DUE UPON CONSTRUCTION START (Cumulative from 3/2016 – 9/2018)</i>	<i>TOTAL NUMBER OF EMPLOYEES (POSITIONS) WORKING</i>	<i>TOTAL NUMBER OF LOCAL-TO- COUNTY (RESIDENT) WORKERS</i>	<i>% of LOCAL-TO- COUNTY WORKERS FILLING POSITIONS</i>	<i>TOTAL NUMBER OF LOCAL- TO-SWC DISTRICT WORKERS</i>	<i>% of LOCAL-TO- SWC DISTRICT WORKERS FILLING POSITIONS</i>
BP05 _ Site Utilities	125 : 125	37	10	27%	2	20%
BP07 _ Landscape	112 : 112	23	6	26%	3	50%
BP08 _Struc Site Concrete	364 : 364	154	116	75%	27	23%
BP09 _Structural Steel	14 : 14	15	9	60%	3	33%
BP12 _ Lab Casing	32 : 32	20	17	85%	4	24%
BP13 _ Roofing	58 : 58	19	15	79%	3	20%
BP15 _ Glazing	83 : 83	14	13	93%	0	0%
BP16 _ Doors Frames HWARE	138 : 138	31	28	90%	10	36%
BP17 _ Paint	65 : 65	25	15	60%	8	53%
BP19 _ Mtl Stds, DW, Ins	232 : 232	174	160	92%	49	31%
BP 20 _ Tile	48 : 48	16	7	44%	5	71%
BP21 _ Specialties	76 : 76	9	9	100%	2	22%
BP 22 _ Signs	91 : 91	14	1	7%	1	100%
BP 23 _ Window Treatments	89 : 89	8	0	0%	0	0%
BP26 _ Plumbing	153 : 153	44	42	95%	6	14%
BP27 _ HVAC	465 : 465	100	90	90%	18	20%
BP28 _ Electrical	420 : 420	88	84	95%	19	23%
BP29 _ AV Equip	13 : 13	4	4	100%	1	25%
Cumulative Totals from 3/2016 – 9/2018:	2578 : 2578	795	626	79%	161	26%

Table 1.5**WELLNESS AQUATICS INCREMENT (WAC) 1 & 2***Sub-Total of Worker Utilization Data for each Bid Package/Contract*

Notes:

Lowest Performing Contracts Highlighted in **Red**

Grey row denotes a closed bid package

+ Denotes an increase in % from last quarter

- Denotes a decrease in % from last quarter

<i>Wellness Aquatics</i> <i>Bid Package/ Contract</i>	# OF WEEKLY CPRS SUBMITTED VS. WEEKS DUE UPON CONSTRUCTION START (Cumulative from 9/2015 – 9/2018)	TOTAL NUMBER OF EMPLOYEES (POSITIONS) WORKING	TOTAL NUMBER OF LOCAL-TO- COUNTY (RESIDENT) WORKERS	% of LOCAL-TO- COUNTY WORKERS FILLING POSITIONS	TOTAL NUMBER OF LOCAL-TO- SWC DISTRICT WORKERS	% of LOCAL-TO- SWC DISTRICT WORKERS FILLING POSITIONS
WAC 1 Earthwork	212 : 212	122	107	88%	20	19%
WAC 1 UG Electrical	160 : 160	37	33	89%	13	39%
WAC 1 Setup (Fence)	137 : 137	21	21	100%	8	38%
WAC 1 UG Wet Utilities	358 : 358	85	82	96%	25	30%
WAC 1 UG Hydronic Piping	158 : 158	34	26	76%	8	31%
WAC 1&2 Concrete	733 : 733	303	219	72%	67	31%
WAC 2 Aggregate Piers	17 : 17	20	15	75%	3	20%
WAC 2 BP 10-2 Steel	153 : 153	58	55	95%	40	73%
WAC 2 BP 11-2 Sheet Metal	103 : 103	30	10	33%	2	20%
WAC 2 BP 12-2 Roofing	62 : 62	25	23	92%	8	35% -
WAC 2 BP 13-2 General	582 : 582	261	200	77%	75	38%
WAC 2 BP 14-2 Glazing	105 : 105	25	22	88%	7	32%
WAC 2 BP 15-2 Fin. Carp	29 : 29	17	12	71%	4	33%
WAC 2 BP 16-2 Tile	24 : 24	26	19	73%	8	42%
WAC 2 BP 17-2 Floor	36 : 36	15	9	60%	5	56%
WAC 2 BP 18-2 Spec.	81 : 81	24	23	96%	3	13%
WAC 2 BP 19-2 Wood Flr	22 : 22	15	0	0%	0	0%
WAC 2 BP 20 Gym Blchrs	20 : 20	10	0	0%	0	0%
WAC 2 BP 22-2 Fire Protect	90 : 90	19	18	95%	6	33%
WAC 2 BP 23-2 Plumbing	177 : 177	61	60	98%	15	25%
WAC 2 BP 24-2 HVAC	344 : 344	89	82	92%	14	17%
WAC 2 BP 25-2 Electrical	310 : 310	89	74	83%	22	30%
WAC 2 BP 26-2 Landscape	82 : 85	34	9	26% -	4	44%
WAC 2 BP 27-2 Bleachers	4 : 4	8	3	38%	3	100%
WAC 2 BP 28-2 Sports Eqp.	26 : 26	7	7	100%	4	57%
WAC 2 BP 29-2 Signage	36 : 36	16	16	100%	2	13%
Cumulative Totals from 9/2015 – 9/2018:	3995 : 3998	1451	1145	79%	366	32%

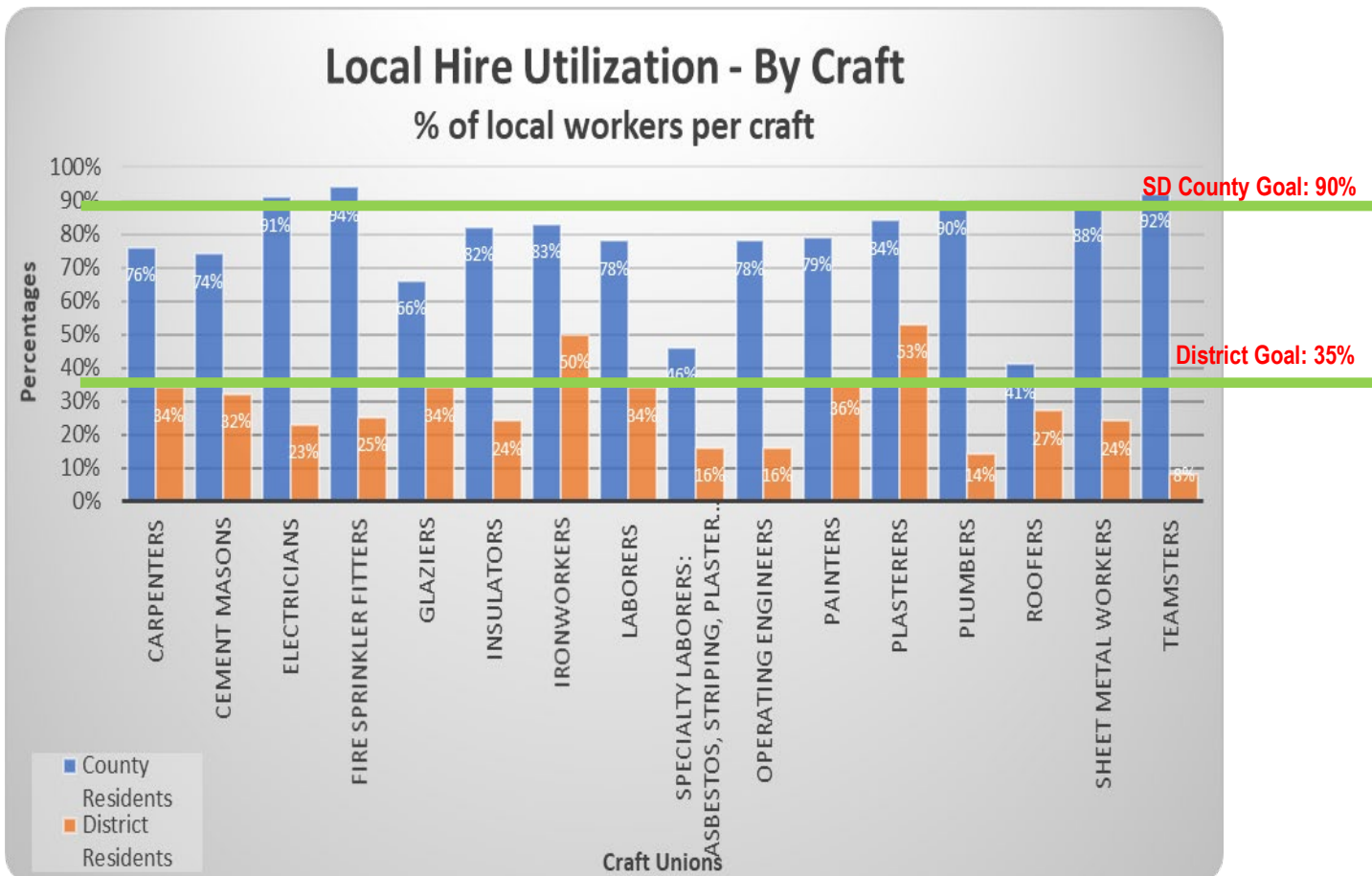
2.1.6 UNION REFERRALS/LOCAL WORKER UTILIZATION (BY CRAFT)

Article 5 of the CBA stipulates that the Unions will exert their best efforts to refer sufficient number of skilled craft workers to fulfill the labor requirements of the contractors and identify individuals, particularly residents of the District, for employment on District project work. The data below demonstrates how each craft (i.e. Union) fared against each other with respect to contractor's utilization of local workers upon District Prop. R work. The following stipulations were applied to the data analysis:

- The sum of all positions, per craft, was used as the basis for dividing the number of local County & District worker to derive the percentages reported below
- Based on Certified Payroll Reporting and Union dispatch slips, the CBA Administrator calculated the number of workers deemed residents of the "County" and "District's Zip Code perimeter" for each contractor working upon each project / individual bid packages
- Data was evaluated from September 2014 through September 2018 (*NOTE: Not all CPRs for the final weeks of September 2018 have been submitted by the contractors by the time this report was generated, thus the data represents best-available statistics*)

Of the unions providing workers for Prop. R projects (listed below):

- 31% have met or are within 5 percentage points of meeting the County-resident utilization goal
- 44% have met or are within 5 percentage points of meeting the District-resident utilization goal



**LOCAL WORKER UTILIZATION AMONGST ALL PROP R. / CBA-APPLICABLE PROJECTS
(AS-OF SEPTEMBER 30, 2018)**

LOCAL JOBS ANALYSIS BY CRAFT

BY CRAFT (See Below)		TOTAL POSITIONS (PER CRAFT)	WORKER UTILIZATION: LOCAL TO COUNTY	WORKER UTILIZATION: LOCAL TO DISTRICT
		3861	3031	867
Average Total Hourly Rate:	Carpenters	Total Craft Positions:	641	216
	\$50.13	842	76%	34%
Average Total Hourly Rate:	Cement Mason	Total Craft Positions:	149	48
	\$46.42	202	74%	32%
Average Total Hourly Rate:	Electricians	Total Craft Positions:	499	117
	\$47.55	551	91%	23%
Average Total Hourly Rate:	Fire Sprinkler Fitters	Total Craft Positions:	32	8
	\$56.02	34	94%	25%
Average Total Hourly Rate:	Glaziers	Total Craft Positions:	74	25
	\$59.26	112	66%	34%
Average Total Hourly Rate:	Insulators	Total Craft Positions:	80	19
	\$58.55	98	82%	24%
Average Total Hourly Rate:	Ironworkers	Total Craft Positions:	255	127
	\$66.46	308	83%	50%
Average Total Hourly Rate:	Specialty Laborers (Asbestos, Striping, Plaster Tender)	Total Craft Positions:	55	9
		120	46%	16%
Average Total Hourly Rate:	Laborers (Construction)	Total Craft Positions:	341	117
	\$49.15	436	78%	34%
Average Total Hourly Rate:	Operating Engineers	Total Craft Positions:	375	59
	\$67.93	482	78%	16%
Average Total Hourly Rate:	Painters	Total Craft Positions:	45	16
	\$44.37	57	79%	36%
Average Total Hourly Rate:	Plasterers	Total Craft Positions:	47	25
	\$54.08	56	84%	53%
Average Total Hourly Rate:	Plumbers	Total Craft Positions:	243	35
	\$64.08	271	90%	14%
Average Total Hourly Rate:	Roofers	Total Craft Positions:	56	15
	\$35.40	135	41%	27%
Average Total Hourly Rate:	Sheet Metal Workers	Total Craft Positions:	127	30
	\$58.91	144	88%	24%
Average Total Hourly Rate:	Teamsters	Total Craft Positions:	12	1
	\$53.80	13	92%	8%

3 APPRENTICESHIP UTILIZATION /TRAINING & EMPLOYMENT OF DISTRICT RESIDENTS (CBA §16.1)

In recognition of the Southwestern College's mission to maintain continuing support of the programs designed to develop an adequate number of competent workers in the construction industry, the obligation to capitalize on the availability of the local work force in the area served by the District, and the opportunities to provide continuing work under the construction program funded by Proposition R. To these ends, the District, the CBA's Project Labor Coordinator, other District consultants, the contractors and the Unions signatory to the CBA, will work cooperatively to identify or establish and maintain effective programs and procedures for persons interested in entry into apprenticeship training programs.

CBA GOALS:

- ***The Unions agree to cooperate with the Contractor in furnishing apprentices as requested up to the maximum percentage. The apprentice ratio for each craft shall comply, at minimum, with the applicable provisions of Labor Code 1777.5 (20% of total journeyman (straight-time) hours per craft, unless exemption is granted)***
- ***Train and employ District residents as it relates to apprenticeship training / utilization***

Below is a summary of the contractor's compliance with minimum State apprenticeship utilization ratios to-date upon ACTIVE Prop R projects for all contractors/crafts that do not fall into an apprenticeship exemption category; *any contractors who are currently not meeting the State's minimum 20% ratio have been advised by the CBA's Project Labor Coordinator of their apprenticeship obligations* to be met prior to their completion of project work, which is promulgated by Labor Code §1777.5.

PROJECT	JOURNEYMEN STRAIGHT- TIME HOURS (Cumulative, All Contractors)	APPRENTICE HOURS (Cumulative, All Contractors)	APPRENTICE UTILIZATION PERCENTAGE	COMPLIANCE STATUS ACROSS ALL CONTRACTORS
Emergency Generators	248.5	87.5	35%	<i>Not enough journeyman hours to support Apprentices</i>
Fire Alarm Network Integration Upgrade	667.5	241	36%	<i>Not yet meeting ratio; contractor has been notified</i>
Math Science Engineering	132,622	73,451	55%	<i>Compliant – Meeting Minimum State Standards</i>
National City Higher Education Center	53,290	21,675	41%	<i>Compliant – Meeting Minimum State Standards</i>
Performing Arts & Cultural Center	All hours to-date are exempted trades	'N/A	'N/A	Compliant
Wellness Aquatics Increments 1 & 2	150,656	60,975	40%	<i>Compliant – Meeting Minimum State Standards</i>

4 PREVAILING WAGE / LABOR COMPLIANCE

Pursuant to California Labor Code 1771 all workers employed on public works projects shall be paid a prevailing wage determined by the California Department of Industrial Relations (DIR). As an extension to the SWC Bond Program Management Team, Casamar Group LLC provides support services for the monitoring and enforcement of contractor's compliance with the prevailing wage laws of the State of California for work on Prop. R projects.

Below is a summary of each General Contractor's compliance with submittal of payroll and related documentation, for its own firm and that of its subcontractors, which validates contractor's meeting of the public works labor compliance requirements. Further detail on each contractor's level of compliance may be found in Document Tracking Logs for each project, which may be provided upon request.

PROJECT	BID PACKAGE #	General Contractor	Number of Contractors Within GC's Contract	Number of ACTIVE CONTRACTORS Deemed "NON-Compliant"	Most Recent Non-Compliance Issued Raised to GC / CM-at-Risk
Emergency Generator	N/A	Chula Vista Electric	4	0	<i>N/A; all contractors relatively compliant</i>
Fire Alarm & Network Integration	N/A	Chula Vista Elec	1	0	<i>N/A; all contractors relatively compliant</i>
MSE	03 Demolition	Silverado	8	1	9/2018 Monthly Report
MSE	04 Cast-InPlace Conc	Pacific SW Structures	10	2	9/2018 Monthly Report
MSE	05 Steel	McMahon	3	0	<i>N/A; all contractors relatively compliant</i>
MSE	06 Roofing	Best Contracting	1	0	<i>N/A; all contractors relatively compliant</i>
MSE	07 Sheetmetal	EMS	2	0	<i>N/A; all contractors relatively compliant</i>
MSE	10 Metal Stud Framing.DryW	Performance	4	3	9/2018 Monthly Report
MSE	12 Ceilings	Preferred Ceilings	1	0	<i>N/A; all contractors relatively compliant</i>
MSE	14 Paint	All Source Coat	1	0	<i>N/A; all contractors relatively compliant</i>
MSE	15 Misc Specialties	IDEAS	8	1	9/2018 Monthly Report
MSE	16 Lab Casework	Dow Diversified	2	0	<i>N/A; all contractors relatively compliant</i>
MSE	18 Fire Supp.	Bradshaw	2	1	9/2018 Monthly Report
MSE	19 Plumbing	UMEC	4	0	<i>N/A; all contractors relatively compliant</i>
MSE	20 HVAC	Control Air	11	1	9/2018 Monthly Report
MSE	21 Electric	Dynalectric	6	0	<i>N/A; all contractors relatively compliant</i>
MSE	22 Earthwork	FJ Willert	2	0	<i>N/A; all contractors relatively compliant</i>
MSE	23 Site Concrete	Team C	7	0	<i>N/A; all contractors relatively compliant</i>
MSE	24 Landscape	Parkwest	2	1	9/2018 Monthly Report
MSE	25 Site Utility	Advance Plumbing	4	0	<i>N/A; all contractors relatively compliant</i>

PROJECT	BID PACKAGE #	General Contractor	Number of Contractors Within GC's Contract	Number of ACTIVE CONTRACTORS Deemed "NON-Compliant"	Most Recent Non-Compliance Issued Raised to GC / CM-at-Risk
NC-HEC	05 Site Utilities	Bali	4	0	<i>Compliance met; all contractor files closed</i>
NC-HEC	07 Landscape	Pierre Landscape	2	0	<i>Compliance met; all contractor files closed</i>
NC-HEC	08 Struc Site Concrete	Demcon	6	0	<i>Compliance met; all contractor files closed</i>
NC-HEC	09 Structural Steel	ConXTech	2	0	<i>Compliance met; all contractor files closed</i>
NC-HEC	12 Lab Casing	ISEC	3	0	<i>Compliance met; all contractor files closed</i>
NC-HEC	13 Roofing	Roof Const.	2	0	<i>Compliance met; all contractor files closed</i>
NC-HEC	15 Glazing	Centex Glazing	2	0	<i>Compliance met; all contractor files closed</i>
NC-HEC	16 Doors Frm Hardware	Johnson Finch McClure	4	0	<i>Compliance met; all contractor files closed</i>
NC-HEC	17 Paint	Everlast	1	0	<i>Compliance met; all contractor files closed</i>
NC-HEC	17 Paint	Hasson	1	0	<i>Compliance met; all contractor files closed</i>
NC-HEC	19 Metal Studs, Drywall, Insulation	Johnson Finch McClure	3	0	<i>Compliance met; all contractor files closed</i>
NC-HEC	20 Tile	Continental Marble & Tile	1	0	<i>Compliance met; all contractor files closed</i>
NC-HEC	21 Specialties	Brady	1	0	<i>Compliance met; all contractor files closed</i>
NC-HEC	22 Signage	A Good Sign	1	0	<i>Compliance met; all contractor files closed</i>
NC-HEC	23 Window Treatment	Sheward & Sons	1	0	<i>Compliance met; all contractor files closed</i>
NC-HEC	26 Plumbing	Advance Plumbing	3	0	<i>Compliance met; all contractor files closed</i>
NC-HEC	27 HVAC	Jackson & Blanc	9	0	<i>Compliance met; all contractor files closed</i>
NC-HEC	28 Electrical	Baker Electric	8	0	<i>Compliance met; all contractor files closed</i>
NH-HEC	29 AV Equip.	Digital Networks	1	0	<i>Compliance met; all contractor files closed</i>
PACC	01 Earthwork	FJ Willert	2	1	<i>9/2018 Monthly Report</i>
PACC	02 Agg Piers	Hayward Baker	3	0	<i>N/A; all contractors relatively compliant</i>
PACC	03 Site Utility	Kyne	1	1	<i>9/2018 Monthly Report</i>
PACC	04 Electrical	Morrow Meadows	2	1	<i>9/2018 Monthly Report</i>
WAC Inc. 1	02-1 Site Setup	Alcorn Fence	1	0	<i>Compliance met; all contractor files closed</i>
WAC Inc. 1	03-1 Earthwork	FJ Willert	8	0	<i>Compliance met; all contractor files closed</i>

PROJECT	BID PACKAGE #	General Contractor	Number of Contractors Within GC's Contract	Number of ACTIVE CONTRACTORS Deemed "NON-Compliant"	Most Recent Non-Compliance Issued Raised to GC / CM-at-Risk
WAC Inc. 1 & 2	04-1 Concrete	Minegar	14	0	<i>Compliance met; all contractor files closed</i>
WAC Inc. 1	05-1 UG Wet Utilities	Interpipe	12	0	<i>Compliance met; all contractor files closed</i>
WAC Inc. 1	06-1 Hydronic Piping	Jackson & Blanc	5	0	<i>Compliance met; all contractor files closed</i>
WAC Inc. 1	07-1 UG Elec	Neal Electric	6	0	<i>Compliance met; all contractor files closed</i>
WAC Inc. 2	10-2 Steel	McMahon Steel	3	0	<i>Compliance met; all contractor files closed</i>
WAC Inc. 2	11-2 Sheet Metal	Letner	2	0	<i>Compliance met; all contractor files closed</i>
WAC Inc. 2	12-2 Roof	A Good Roofer	1	0	<i>Compliance met; all contractor files closed</i>
WAC Inc. 2	13-2 General	Brady	16	0	<i>Compliance met; all contractor files closed</i>
WAC Inc. 2	14-2 Glazing	Center Glass	2	0	<i>Compliance met; all contractor files closed</i>
WAC Inc. 2	15-2 Finish Carpentry	Spooners	2	0	<i>Compliance met; all contractor files closed</i>
WAC Inc. 2	16-2 Tile	Inland Pacific Tile	1	0	<i>Compliance met; all contractor files closed</i>
WAC Inc. 2	17-2 Flooring	MS Rouse	1	0	<i>Compliance met; all contractor files closed</i>
WAC Inc. 2	18-2 Spec.	ISEC	2	0	<i>Compliance met; all contractor files closed</i>
WAC Inc. 2	19-2 Wood Floor	McWil	1	0	<i>Compliance met; all contractor files closed</i>
WAC Inc. 2	20-2 Gym Bleachers	Herk Edwards	2	0	<i>Compliance met; all contractor files closed</i>
WAC Inc. 2	21-2 Pools	CA Commercial Pools	9	1	9/2018 Monthly Report
WAC Inc. 2	22-2 Fire Protection	Schmidt	2	0	<i>Compliance met; all contractor files closed</i>
WAC Inc. 2	23-2 Plumbing	Interpipe	4	0	<i>Compliance met; all contractor files closed</i>
WAC Inc. 2	24-2 HVAC	Control Air	9	0	<i>N/A; all contractors relatively compliant</i>
WAC Inc. 2	29-2 Signage	Sign Age Identity	1	0	<i>Compliance met; all contractor files closed</i>
WAC Inc. 2	25-2 Electrical	Morrow Meadows	5	0	<i>Compliance met; all contractor files closed</i>
WAC Inc. 2	26-2 Landscape	Marina	1	1	<i>N/A; all contractors relatively compliant</i>
WAC Inc. 2	27-2 Pool Bleachers	Southern Bleachers	2	0	<i>Compliance met; all contractor files closed</i>
WAC Inc. 2	28-2 Scoreboards	Facili-Serv	2	0	<i>Compliance met; all contractor files closed</i>
WAC Inc. 2	29-2 Signage	Sign Age	1	0	<i>Compliance met; all contractor files closed</i>

EXHIBIT 1: WORKFORCE UTILIZATION REPORTS

Projects:

- **Emergency Generators (Chula Vista Electric)**
- **Fire Alarm & Network Integration (Chula Vista Electric)**
- **Math Science Engineering (Rudolph & Sletten)**
- **National City-Higher Education Center (Sundt)**
- **Performing Arts & Cultural Center**
- **Wellness Aquatics Increment 1 & 2 (Balfour Beatty)**

**Southwestern College - Emergency Generator
CBA Workforce Utilization Report (EXHIBIT 5)**

REPORTING MONTH	CONTRACTORS	RATIO OF WEEKS REPORTED	TOTAL NUMBER OF EMPLOYEES (POSITIONS) WORKING	TOTAL NUMBER OF LOCAL-TO-COUNTY (RESIDENT) WORKERS	% of LOCAL-TO-COUNTY WORKERS FILLING POSITIONS	TOTAL NUMBER OF LOCAL-TO-SWC DISTRICT WORKERS	% of LOCAL-TO-SWC DISTRICT WORKERS FILLING POSITIONS
Nov-17	Chula Vista Electric	4 : 4	1	1	100%	0	0%
Dec-17	Chula Vista Electric	4 : 4	0	0	0%	0	0%
Jan-18	Chula Vista Electric	4 : 4	1	1	100%	1	100%
Feb-18	Chula Vista Electric	4 : 4	0	0	0%	0	0%
Mar-18	Chula Vista Electric	4 : 4	0	0	0%	0	0%
Apr-18	Chula Vista Electric	4 : 4	0	0	0%	0	0%
May-18	Chula Vista Electric	4 : 4	0	0	0%	0	0%
Jun-18	Chula Vista Electric	4 : 4	0	0	0%	0	0%
Jul-18	Chula Vista Electric	5 : 5	2	2	100%	0	0%
Aug-18	Chula Vista Electric	4 : 4	1	1	100%	0	0%
Sep-18	Chula Vista Electric	5 : 5	1	1	100%	0	0%
Oct-18	Chula Vista Electric	3 : 5	**	1	100%	1	100%
more	Chula Vista Electric						
Aug-18	Sunrise Bobcat	4 : 4	3	3	100%	0	0%
Sep-18	Sunrise Bobcat	5 : 5	3	3	100%	0	0%
Oct-18	Sunrise Bobcat	3 : 5	**	1	100%	0	0%
more	Sunrise Bobcat						
Oct-18	Team C	1 : 5	**	1	100%	1	100%
more	Team C						

Notes:

Double asterisk (**) Denotes not all workforce data for the month has been accounted for, due to contractor's non-submittal of Certified Payroll Records. Remaining data will be reflected in next monthly report.

Grey Highlight denotes a contractor that has finished its scope of work.

Yellow Highlight denotes an active contractor.

CUMULATIVE STATISTICAL DATA

				TOTAL NUMBER OF LOCAL-TO- COUNTY (RESIDENT) WORKERS	% of LOCAL-TO- COUNTY WORKERS FILLING POSITIONS	TOTAL NUMBER OF LOCAL-TO-SWC DISTRICT WORKERS	% of LOCAL-TO-SWC DISTRICT WORKERS FILLING POSITIONS
TOTAL:	Number of weekly CPRs:	62 : 70 **	15	15	100%	3	20%

CBA GOALS:

90%
POSITIONS FILLED
BY "LOCAL-TO-
COUNTY"
WORKERS

35%
OF THE 90%
"LOCAL-TO-
COUNTY"
POSITIONS TO BE
FILLED BY "LOCAL-
TO- DISTRICT "
WORKERS

Southwestern College - Fire Alarm Network Integration Project
CBA Workforce Utilization Report

REPORTING MONTH	CONTRACTORS	RATIO OF WEEKS REPORTED THIS MONTH	TOTAL NUMBER OF EMPLOYEES (POSITIONS) WORKING THIS MONTH	TOTAL NUMBER OF LOCAL-TO-COUNTY (RESIDENT) WORKERS THIS MONTH	% OF LOCAL-TO-COUNTY WORKERS FILLING POSITIONS THIS MONTH	TOTAL NUMBER OF LOCAL-TO-SWC DISTRICT WORKERS THIS MONTH	% OF LOCAL-TO-SWC DISTRICT WORKERS FILLING POSITIONS THIS MONTH
Mar-18	Chula Vista Electric	4 : 4	2	2	100%	0	0%
Apr-18	Chula Vista Electric	4 : 4	0	0	0%	0	0%
May-18	Chula Vista Electric	4 : 4	0	0	0%	0	0%
Jun-18	Chula Vista Electric	4 : 4	5	5	100%	0	0%
Jul-18	Chula Vista Electric	5 : 5	0	0	0%	0	0%
Aug-18	Chula Vista Electric	4 : 4	4	4	100%	0	0%
Sep-18	Chula Vista Electric	5 : 5	1	1	100%	1	100%
Oct-18	Chula Vista Electric	3 : 4 **	0	0	0%	0	0%

Notes:

Double asterisk (**) Denotes not all workforce data for the month has been accounted for, due to contractor's non-submittal of Certified Payroll Records. Remaining data will be reflected in next monthly report.

Grey Highlight denotes a contractor that has finished its scope of work.

CUMULATIVE STATISTICAL DATA

		RATIO OF WEEKS REPORTED THIS MONTH	TOTAL NUMBER OF EMPLOYEES (POSITIONS) WORKING THIS MONTH	TOTAL NUMBER OF LOCAL-TO-COUNTY (RESIDENT) WORKERS THIS MONTH	% OF LOCAL-TO-COUNTY WORKERS FILLING POSITIONS THIS MONTH	TOTAL NUMBER OF LOCAL-TO-SWC DISTRICT WORKERS THIS MONTH	% OF LOCAL-TO-SWC DISTRICT WORKERS FILLING POSITIONS THIS MONTH
	Chula Vista Electric	33 : 34 **	12	12	100%	1	8%

CBA GOALS:

90%

35%

Southwestern College - Math Science Engineering Contracts
CBA Workforce Utilization Report (Exhibit 3)

REPORTING MONTH	CONTRACTORS	RATIO OF WEEKS REPORTED	TOTAL NUMBER OF EMPLOYEES (POSITIONS) WORKING	TOTAL NUMBER OF LOCAL-TO-COUNTY (RESIDENT) WORKERS	% of LOCAL-TO-COUNTY WORKERS FILLING POSITIONS	TOTAL NUMBER OF LOCAL-TO-SWC DISTRICT WORKERS	% of LOCAL-TO-SWC DISTRICT WORKERS FILLING POSITIONS
Jun-16	BP 03: Demo & Hazmat _ Chula Vista Electric	1 : 1	2	2	100%	0	0%
Jul-16	BP 03: Demo & Hazmat _ Chula Vista Electric	4 : 4	1	1	100%	1	100%
Aug-16	BP 03: Demo & Hazmat _ Chula Vista Electric	4 : 4	4	3	75%	1	33%
Jul-16	BP 03: Demo & Hazmat _ Fastrack Rentals	2 : 2	2	0	0%	0	0%
Aug-16	BP 03: Demo & Hazmat _ Fastrack Rentals	3 : 3	0	0	0%	0	0%
9/2016 - 12/2017	BP 03: Demo & Hazmat _ Fastrack Rentals	64 : 64	0	0	0%	0	0%
Jan-18	BP 03: Demo & Hazmat _ Fastrack Rentals	3 : 3	1	0	0%	0	0%
Jun-16	BP 03: Demo & Hazmat _ In Line Fence	2 : 2	4	4	100%	0	0%
Jul-16	BP 03: Demo & Hazmat _ In Line Fence	4 : 4	0	0	0%	0	0%
Aug-16	BP 03: Demo & Hazmat _ In Line Fence	4 : 4	2	2	100%	0	0%
Sep-16	BP 03: Demo & Hazmat _ In Line Fence	4 : 4	1	1	100%	0	0%
Oct-16	BP 03: Demo & Hazmat _ In Line Fence	2 : 2	0	0	0%	0	0%
11/2016 - 11/2017	BP 03: Demo & Hazmat _ In Line Fence	12 : 12	0	0	0%	0	0%
Dec-17	BP 03: Demo & Hazmat _ In Line Fence	4 : 4	0	0	0%	0	0%
Jan-18	BP 03: Demo & Hazmat _ In Line Fence	3 : 3	0	0	0%	0	0%
Jul-16	BP 03: Demo & Hazmat _ Inland Mechanical	2 : 2	4	0	0%	0	0%
Aug-16	BP 03: Demo & Hazmat _ Inland Mechanical	4 : 4	0	0	0%	0	0%
Sep-16	BP 03: Demo & Hazmat _ Inland Mechanical	2 : 2	0	0	0%	0	0%
Jun-16	BP 03: Demo & Hazmat _ Performance Abatement	2 : 2	9	0	0%	0	0%
Jul-16	BP 03: Demo & Hazmat _ Performance Abatement	4 : 4	7	0	0%	0	0%
Aug-16	BP 03: Demo & Hazmat _ Performance Abatement	4 : 4	7	0	0%	0	0%
Sep-16	BP 03: Demo & Hazmat _ Performance Abatement	4 : 4	0	0	0%	0	0%
Oct-16	BP 03: Demo & Hazmat _ Performance Abatement	5 : 5	2	0	0%	0	0%
Nov-16	BP 03: Demo & Hazmat _ Performance Abatement	4 : 4	0	0	0%	0	0%
12/2016 - 11/2017	BP 03: Demo & Hazmat _ Performance Abatement	11 : 11	5	0	0%	0	0%
Dec-17	BP 03: Demo & Hazmat _ Performance Abatement	4 : 4	5	0	0%	0	0%
Jan-18	BP 03: Demo & Hazmat _ Performance Abatement	4 : 4	0	0	0%	0	0%
Feb-18	BP 03: Demo & Hazmat _ Performance Abatement	4 : 4	0	0	0%	0	0%
Mar-18	BP 03: Demo & Hazmat _ Performance Abatement	4 : 4	1	0	0%	0	0%
Apr-18	BP 03: Demo & Hazmat _ Performance Abatement	5 : 5	0	0	0%	0	0%
May-18	BP 03: Demo & Hazmat _ Performance Abatement	4 : 4	**	0	0%	0	0%
Jun-16	BP 03: Demo & Hazmat _ Power Plus	2 : 2	4	4	100%	0	0%
Jul-16	BP 03: Demo & Hazmat _ Power Plus	4 : 4	0	0	0%	0	0%
Aug-16	BP 03: Demo & Hazmat _ Power Plus	4 : 4	0	0	0%	0	0%
Sep-16	BP 03: Demo & Hazmat _ Power Plus	4 : 4	0	0	0%	0	0%
Oct-16	BP 03: Demo & Hazmat _ Power Plus	3 : 3	0	0	0%	0	0%
Jun-16	BP 03: Demo & Hazmat _ Silverado	3 : 3	3	0	0%	0	0%
Jul-16	BP 03: Demo & Hazmat _ Silverado	4 : 4	5	3	60%	1	33%
Aug-16	BP 03: Demo & Hazmat _ Silverado	4 : 4	1	1	100%	0	0%
Sep-16	BP 03: Demo & Hazmat _ Silverado	4 : 4	0	0	0%	0	0%
Oct-16	BP 03: Demo & Hazmat _ Silverado	4 : 4	0	0	0%	0	0%
Nov-16	BP 03: Demo & Hazmat _ Silverado	4 : 4	0	0	0%	0	0%
Dec-16	BP 03: Demo & Hazmat _ Silverado	4 : 4	0	0	0%	0	0%
Jan-17	BP 03: Demo & Hazmat _ Silverado	1 : 1	0	0	0%	0	0%
1/17 - 11/17	BP 03: Demo & Hazmat _ Silverado	44 : 44	0	0	0%	0	0%
Dec-17	BP 03: Demo & Hazmat _ Silverado	4 : 4	6	2	33%	1	50%
Jan-18	BP 03: Demo & Hazmat _ Silverado	4 : 4	1	0	0%	0	0%
Feb-18	BP 03: Demo & Hazmat _ Silverado	4 : 4	0	0	0%	0	0%
Mar-18	BP 03: Demo & Hazmat _ Silverado	4 : 4	1	0	0%	0	0%
Apr-18	BP 03: Demo & Hazmat _ Silverado	4 : 4	0	0	0%	0	0%
May-18	BP 03: Demo & Hazmat _ Silverado	4 : 4	0	0	0%	0	0%
Jun-18	BP 03: Demo & Hazmat _ Silverado	5 : 5	0	0	0%	0	0%
Dec-16	BP 04: Cast In Place Concrete _ Bobs Crane	4 : 4	6	5	83%	1	20%
Jan-17	BP 04: Cast In Place Concrete _ Bobs Crane	4 : 4	1	1	100%	0	0%
Feb-17	BP 04: Cast In Place Concrete _ Bobs Crane	4 : 4	1	1	100%	1	100%
Mar-17	BP 04: Cast In Place Concrete _ Bobs Crane	4 : 4	1	1	100%	0	0%
Apr-17	BP 04: Cast In Place Concrete _ Bobs Crane	4 : 4	1	1	100%	0	0%
May-17	BP 04: Cast In Place Concrete _ Bobs Crane	4 : 4	0	0	0%	0	0%
Jun-17	BP 04: Cast In Place Concrete _ Bobs Crane	4 : 4	3	3	100%	0	0%
Jul-17	BP 04: Cast In Place Concrete _ Bobs Crane	4 : 4	6	6	100%	0	0%
Aug-17	BP 04: Cast In Place Concrete _ Bobs Crane	5 : 5	8	8	100%	0	0%
Sep-17	BP 04: Cast In Place Concrete _ Bobs Crane	4 : 4	0	0	0%	0	0%
Oct-17	BP 04: Cast In Place Concrete _ Bobs Crane	4 : 4	0	0	0%	0	0%
Mar-17	BP 04: Cast In Place Concrete _ CA High Tech	4 : 4	1	1	100%	1	100%
Apr-17	BP 04: Cast In Place Concrete _ CA High Tech	4 : 4	1	1	100%	1	100%
May-17	BP 04: Cast In Place Concrete _ CA High Tech	5 : 5	30	12	40%	4	33%
Jun-17	BP 04: Cast In Place Concrete _ CA High Tech	4 : 4	4	2	50%	2	100%
Jul-17	BP 04: Cast In Place Concrete _ CA High Tech	5 : 5	10	7	70%	0	0%
Aug-17	BP 04: Cast In Place Concrete _ CA High Tech	4 : 4	1	0	0%	0	0%

Southwestern College - Math Science Engineering Contracts
CBA Workforce Utilization Report (Exhibit 3)

Sep-17	BP 04: Cast In Place Concrete _ CA High Tech	4 : 4		12	7	58%	0	0%
Oct-17	BP 04: Cast In Place Concrete _ CA High Tech	4 : 4		10	8	80%	4	50%
Nov-17	BP 04: Cast In Place Concrete _ CA High Tech	4 : 4		1	0	0%	0	0%
Dec-17	BP 04: Cast In Place Concrete _ CA High Tech	5 : 5		3	3	100%	1	33%
Jan-18	BP 04: Cast In Place Concrete _ CA High Tech	4 : 4		3	3	100%	1	33%
Feb-18	BP 04: Cast In Place Concrete _ CA High Tech	4 : 4		0	0	0%	0	0%
Mar-18	BP 04: Cast In Place Concrete _ CA High Tech	4 : 4		1	1	100%	0	0%
Apr-18	BP 04: Cast In Place Concrete _ CA High Tech	4 : 4		1	0	0%	0	0%
May-18	BP 04: Cast In Place Concrete _ CA High Tech	4 : 4		0	0	0%	0	0%
Jun-18	BP 04: Cast In Place Concrete _ CA High Tech	4 : 4		1	1	100%	0	0%
Jul-18	BP 04: Cast In Place Concrete _ CA High Tech	4 : 4		0	0	0%	0	0%
Aug-18	BP 04: Cast In Place Concrete _ CA High Tech	4 : 4		0	0	0%	0	0%
Sep-18	BP 04: Cast In Place Concrete _ CA High Tech	4 : 4		0	0	0%	0	0%
Oct-18	BP 04: Cast In Place Concrete _ CA High Tech	1 : 4	**	0	0	0%	0	0%
Nov-16	BP 04: Cast In Place Concrete _ FJ Willert	4 : 4		4	4	100%	1	25%
Dec-16	BP 04: Cast In Place Concrete _ FJ Willert	4 : 4		0	0	0%	0	0%
Jan-17	BP 04: Cast In Place Concrete _ FJ Willert	4 : 4		0	0	0%	0	0%
Feb-17	BP 04: Cast In Place Concrete _ FJ Willert	4 : 4		0	0	0%	0	0%
Mar-17	BP 04: Cast In Place Concrete _ FJ Willert	4 : 4		0	0	0%	0	0%
Apr-17	BP 04: Cast In Place Concrete _ FJ Willert	4 : 4		2	2	100%	0	0%
May-17	BP 04: Cast In Place Concrete _ FJ Willert	4 : 4		0	0	0%	0	0%
Jun-17	BP 04: Cast In Place Concrete _ FJ Willert	4 : 4		0	0	0%	0	0%
Jul-17	BP 04: Cast In Place Concrete _ FJ Willert	4 : 4		0	0	0%	0	0%
Aug-17	BP 04: Cast In Place Concrete _ FJ Willert	4 : 4		0	0	0%	0	0%
Sep-17	BP 04: Cast In Place Concrete _ FJ Willert	3 : 3		0	0	0%	0	0%
Nov-16	BP 04: Cast In Place Concrete _ Merli Concrete Pump	3 : 3		5	4	80%	0	0%
Dec-16	BP 04: Cast In Place Concrete _ Merli Concrete Pump	5 : 5		4	1	25%	0	0%
Jan-17	BP 04: Cast In Place Concrete _ Merli Concrete Pump	4 : 4		0	0	0%	0	0%
Feb-17	BP 04: Cast In Place Concrete _ Merli Concrete Pump	4 : 4		2	2	100%	1	50%
Mar-17	BP 04: Cast In Place Concrete _ Merli Concrete Pump	4 : 4		4	3	75%	0	0%
Apr-17	BP 04: Cast In Place Concrete _ Merli Concrete Pump	4 : 4		1	0	0%	0	0%
May-17	BP 04: Cast In Place Concrete _ Merli Concrete Pump	4 : 4		0	0	0%	0	0%
Jun-17	BP 04: Cast In Place Concrete _ Merli Concrete Pump	4 : 4		2	1	50%	0	0%
Jul-17	BP 04: Cast In Place Concrete _ Merli Concrete Pump	5 : 5		1	1	100%	0	0%
Aug-17	BP 04: Cast In Place Concrete _ Merli Concrete Pump	4 : 4		1	0	0%	0	0%
Sep-17	BP 04: Cast In Place Concrete _ Merli Concrete Pump	5 : 5		2	1	50%	0	0%
Oct-17	BP 04: Cast In Place Concrete _ Merli Concrete Pump	4 : 4		0	0	0%	0	0%
Nov-17	BP 04: Cast In Place Concrete _ Merli Concrete Pump	4 : 4		0	0	0%	0	0%
Dec-17	BP 04: Cast In Place Concrete _ Merli Concrete Pump	4 : 4		2	1	50%	0	0%
Jan-18	BP 04: Cast In Place Concrete _ Merli Concrete Pump	4 : 4		0	0	0%	0	0%
Feb-18	BP 04: Cast In Place Concrete _ Merli Concrete Pump	4 : 4		0	0	0%	0	0%
Mar-18	BP 04: Cast In Place Concrete _ Merli Concrete Pump	4 : 4		3	2	67%	0	0%
Apr-18	BP 04: Cast In Place Concrete _ Merli Concrete Pump	4 : 4		1	0	0%	0	0%
May-18	BP 04: Cast In Place Concrete _ Merli Concrete Pump	4 : 4		0	0	0%	0	0%
Jun-18	BP 04: Cast In Place Concrete _ Merli Concrete Pump	4 : 4		0	0	0%	0	0%
Jul-18	BP 04: Cast In Place Concrete _ Merli Concrete Pump	4 : 4		0	0	0%	0	0%
Aug-18	BP 04: Cast In Place Concrete _ Merli Concrete Pump	4 : 4		2	1	50%	0	0%
Sep-18	BP 04: Cast In Place Concrete _ Merli Concrete Pump	3 : 4	**	0	0	0%	0	0%
Nov-16	BP 04: Cast In Place Concrete _ Pacific Southwest	4 : 4		22	18	82%	3	17%
Dec-16	BP 04: Cast In Place Concrete _ Pacific Southwest	4 : 4		14	10	71%	3	30%
Jan-17	BP 04: Cast In Place Concrete _ Pacific Southwest	4 : 4		0	0	0%	0	0%
Feb-17	BP 04: Cast In Place Concrete _ Pacific Southwest	4 : 4		6	4	67%	1	25%
Mar-17	BP 04: Cast In Place Concrete _ Pacific Southwest	4 : 4		8	6	75%	4	67%
Apr-17	BP 04: Cast In Place Concrete _ Pacific Southwest	4 : 4		7	7	100%	3	43%
May-17	BP 04: Cast In Place Concrete _ Pacific Southwest	4 : 4		3	2	67%	1	50%
Jun-17	BP 04: Cast In Place Concrete _ Pacific Southwest	4 : 4		14	12	86%	8	67%
Jul-17	BP 04: Cast In Place Concrete _ Pacific Southwest	4 : 4		24	22	92%	6	27%
Aug-17	BP 04: Cast In Place Concrete _ Pacific Southwest	4 : 4		14	14	100%	6	43%
Sep-17	BP 04: Cast In Place Concrete _ Pacific Southwest	4 : 4		4	4	100%	3	75%
Oct-17	BP 04: Cast In Place Concrete _ Pacific Southwest	4 : 4		3	3	100%	1	33%
Nov-17	BP 04: Cast In Place Concrete _ Pacific Southwest	4 : 4		0	0	0%	0	0%
Dec-17	BP 04: Cast In Place Concrete _ Pacific Southwest	4 : 4		1	1	100%	0	0%
Jan-18	BP 04: Cast In Place Concrete _ Pacific Southwest	4 : 4		4	4	100%	1	25%
Feb-18	BP 04: Cast In Place Concrete _ Pacific Southwest	4 : 4		5	2	40%	0	0%
Mar-18	BP 04: Cast In Place Concrete _ Pacific Southwest	4 : 4		6	5	83%	3	60%
Apr-18	BP 04: Cast In Place Concrete _ Pacific Southwest	4 : 4		5	4	80%	1	25%
May-18	BP 04: Cast In Place Concrete _ Pacific Southwest	4 : 4		1	0	0%	0	0%
Jun-18	BP 04: Cast In Place Concrete _ Pacific Southwest	5 : 5		7	7	100%	6	86%
Jul-18	BP 04: Cast In Place Concrete _ Pacific Southwest	4 : 4		3	3	100%	1	33%
Aug-18	BP 04: Cast In Place Concrete _ Pacific Southwest	3 : 4	**	0	0	0%	0	0%
Nov-16	BP 04: Cast In Place Concrete _ Pacific Steel Group	4 : 4		14	11	79%	3	27%
Dec-16	BP 04: Cast In Place Concrete _ Pacific Steel Group	4 : 4		10	10	100%	2	20%
Jan-17	BP 04: Cast In Place Concrete _ Pacific Steel Group	4 : 4		0	0	0%	0	0%
Feb-17	BP 04: Cast In Place Concrete _ Pacific Steel Group	4 : 4		2	2	100%	0	0%
Mar-17	BP 04: Cast In Place Concrete _ Pacific Steel Group	4 : 4		3	3	100%	1	33%
Apr-17	BP 04: Cast In Place Concrete _ Pacific Steel Group	4 : 4		3	2	67%	1	50%

Southwestern College - Math Science Engineering Contracts
CBA Workforce Utilization Report (Exhibit 3)

May-17	BP 04: Cast In Place Concrete _ Pacific Steel Group	4 : 4		1	1	100%	1	100%
Jun-17	BP 04: Cast In Place Concrete _ Pacific Steel Group	4 : 4		3	2	67%	1	50%
Jul-17	BP 04: Cast In Place Concrete _ Pacific Steel Group	4 : 4		21	20	95%	6	30%
Aug-17	BP 04: Cast In Place Concrete _ Pacific Steel Group	4 : 4		7	7	100%	4	57%
Sep-17	BP 04: Cast In Place Concrete _ Pacific Steel Group	4 : 4		5	4	80%	0	0%
Oct-17	BP 04: Cast In Place Concrete _ Pacific Steel Group	4 : 4		4	4	100%	3	75%
Nov-17	BP 04: Cast In Place Concrete _ Pacific Steel Group	4 : 4		0	0	0%	0	0%
Dec-17	BP 04: Cast In Place Concrete _ Pacific Steel Group	4 : 4		2	1	50%	1	100%
Jan-18	BP 04: Cast In Place Concrete _ Pacific Steel Group	4 : 4		4	4	100%	0	0%
Feb-18	BP 04: Cast In Place Concrete _ Pacific Steel Group	4 : 4		1	1	100%	0	0%
Mar-18	BP 04: Cast In Place Concrete _ Pacific Steel Group	4 : 4		1	1	100%	0	0%
Apr-18	BP 04: Cast In Place Concrete _ Pacific Steel Group	4 : 4		2	2	100%	1	50%
May-18	BP 04: Cast In Place Concrete _ Pacific Steel Group	4 : 4		1	1	100%	1	100%
Jun-18	BP 04: Cast In Place Concrete _ Pacific Steel Group	5 : 5		1	1	100%	0	0%
Jul-18	BP 04: Cast In Place Concrete _ Pacific Steel Group	4 : 4		0	0	0%	0	0%
Aug-18	BP 04: Cast In Place Concrete _ Pacific Steel Group	4 : 4		2	2	100%	2	100%
Sep-18	BP 04: Cast In Place Concrete _ Pacific Steel Group	4 : 4		0	0	0%	0	0%
Oct-18	BP 04: Cast In Place Concrete _ Pacific Steel Group	2 : 4	**	0	0	0%	0	0%
Mar-17	BP 04: Cast In Place Concrete _ Penhall	2 : 2		1	1	100%	0	0%
Apr-17	BP 04: Cast In Place Concrete _ Penhall	4 : 4		0	0	0%	0	0%
May-17	BP 04: Cast In Place Concrete _ Penhall	4 : 4		0	0	0%	0	0%
Jun-17	BP 04: Cast In Place Concrete _ Penhall	4 : 4		2	2	100%	0	0%
Jul-17	BP 04: Cast In Place Concrete _ Penhall	4 : 4		0	0	0%	0	0%
Aug-17	BP 04: Cast In Place Concrete _ Penhall	4 : 4		1	1	100%	0	0%
Sep-17	BP 04: Cast In Place Concrete _ Penhall	5 : 5		0	0	0%	0	0%
Oct-17	BP 04: Cast In Place Concrete _ Penhall	4 : 4		0	0	0%	0	0%
Nov-17	BP 04: Cast In Place Concrete _ Penhall	4 : 4		0	0	0%	0	0%
Dec-17	BP 04: Cast In Place Concrete _ Penhall	4 : 4		0	0	0%	0	0%
Jan-18	BP 04: Cast In Place Concrete _ Penhall	2 : 2		0	0	0%	0	0%
2/2018 - 4/2018	BP 04: Cast In Place Concrete _ Penhall	4 : 4		0	0	0%	0	0%
May-18	BP 04: Cast In Place Concrete _ Penhall	4 : 4		0	0	0%	0	0%
Jun-18	BP 04: Cast In Place Concrete _ Penhall	4 : 4		0	0	0%	0	0%
Jul-18	BP 04: Cast In Place Concrete _ Penhall	3 : 4	**	0	0	0%	0	0%
Aug-18	BP 04: Cast In Place Concrete _ Penhall	3 : 4	**	2	2	100%	0	0%
Sep-18	BP 04: Cast In Place Concrete _ Penhall	3 : 4	**	0	0	0%	0	0%
Oct-18	BP 04: Cast In Place Concrete _ Penhall	3 : 4	**	0	0	0%	0	0%
Mar-18	BP 04: Cast In Place Concrete _ TC Welding	1 : 1		1	1	100%	0	0%
Apr-17	BP 04: Cast In Place Concrete _ Surfacing Solutions	1 : 1		2	1	50%	1	100%
May-17	BP 04: Cast In Place Concrete _ Surfacing Solutions	4 : 4		0	0	0%	0	0%
Jun-17	BP 04: Cast In Place Concrete _ Surfacing Solutions	4 : 4		0	0	0%	0	0%
Jul-17	BP 04: Cast In Place Concrete _ Surfacing Solutions	4 : 4		0	0	0%	0	0%
Aug-17	BP 04: Cast In Place Concrete _ Surfacing Solutions	4 : 4		0	0	0%	0	0%
Sep-17	BP 04: Cast In Place Concrete _ Surfacing Solutions	4 : 4		0	0	0%	0	0%
Oct-17	BP 04: Cast In Place Concrete _ Surfacing Solutions	4 : 4		2	1	50%	1	100%
Nov-17	BP 04: Cast In Place Concrete _ Surfacing Solutions	4 : 4		0	0	0%	0	0%
Dec-17	BP 04: Cast In Place Concrete _ Surfacing Solutions	4 : 4		1	0	0%	0	0%
Jan-18	BP 04: Cast In Place Concrete _ Surfacing Solutions	4 : 4		0	0	0%	0	0%
Feb-18	BP 04: Cast In Place Concrete _ Surfacing Solutions	4 : 4		0	0	0%	0	0%
Mar-18	BP 04: Cast In Place Concrete _ Surfacing Solutions	4 : 4		0	0	0%	0	0%
Apr-18	BP 04: Cast In Place Concrete _ Surfacing Solutions	4 : 4		0	0	0%	0	0%
May-18	BP 04: Cast In Place Concrete _ Surfacing Solutions	4 : 4		0	0	0%	0	0%
Jun-18	BP 04: Cast In Place Concrete _ Surfacing Solutions	4 : 4		0	0	0%	0	0%
Jul-18	BP 04: Cast In Place Concrete _ Surfacing Solutions	4 : 4		0	0	0%	0	0%
Aug-18	BP 04: Cast In Place Concrete _ Surfacing Solutions	4 : 4		0	0	0%	0	0%
Sep-18	BP 04: Cast In Place Concrete _ Surfacing Solutions	4 : 4		1	0	0%	0	0%
Oct-18	BP 04: Cast In Place Concrete _ Surfacing Solutions	1 : 4	**	0	0	0%	0	0%
Apr-18	BP 04: Cast In Place Concrete _ Western Specialty	1 : 1		3	1	33%	0	0%
May-18	BP 04: Cast In Place Concrete _ Western Specialty	4 : 4		0	0	0%	0	0%
Jun-18	BP 04: Cast In Place Concrete _ Western Specialty	1 : 1		0	0	0%	0	0%
Jun-17	BP 05: Steel _ McMahon	3 : 3		4	4	100%	3	75%
Jul-17	BP 05: Steel _ McMahon	4 : 4		2	2	100%	2	100%
Aug-17	BP 05: Steel _ McMahon	4 : 4		0	0	0%	0	0%
Sep-17	BP 05: Steel _ McMahon	4 : 4		0	0	0%	0	0%
Oct-17	BP 05: Steel _ McMahon	4 : 4		5	5	100%	5	100%
Nov-17	BP 05: Steel _ McMahon	4 : 5	**	0	0	0%	0	0%
Dec-17	BP 05: Steel _ McMahon	4 : 4		8	8	100%	7	88%
Jan-18	BP 05: Steel _ McMahon	4 : 4		2	2	100%	2	100%
Feb-18	BP 05: Steel _ McMahon	4 : 4		2	2	100%	1	50%
Mar-18	BP 05: Steel _ McMahon	4 : 4		2	2	100%	2	100%
Apr-18	BP 05: Steel _ McMahon	4 : 4		2	2	100%	2	100%
May-18	BP 05: Steel _ McMahon	4 : 4		3	1	33%	1	100%
Jun-18	BP 05: Steel _ McMahon	4 : 4		0	0	0%	0	0%
Jul-18	BP 05: Steel _ McMahon	4 : 4		0	0	0%	0	0%
Aug-18	BP 05: Steel _ McMahon	4 : 4		1	1	100%	1	100%
Sep-18	BP 05: Steel _ McMahon	4 : 4		3	3	100%	3	100%
Oct-18	BP 05: Steel _ McMahon	3 : 4	**	2	0	0%	0	0%

Southwestern College - Math Science Engineering Contracts
CBA Workforce Utilization Report (Exhibit 3)

more..	BP 05: Steel _ McMahon						
more..	BP 05: Steel _ Marco Crane						
Dec-17	BP 05: Steel _ Infinity Metals	1 : 1	4	1	25%	0	0%
Dec-16	BP 06: Roofing _ Best Contracting	3 : 3	1	0	0%	0	0%
Jan-17	BP 06: Roofing _ Best Contracting	4 : 4	0	0	0%	0	0%
Feb-17	BP 06: Roofing _ Best Contracting	4 : 4	0	0	0%	0	0%
Mar-17	BP 06: Roofing _ Best Contracting	4 : 4	0	0	0%	0	0%
Apr-17	BP 06: Roofing _ Best Contracting	4 : 4	5	0	0%	0	0%
May-17	BP 06: Roofing _ Best Contracting	5 : 5	2	0	0%	0	0%
Jun-17	BP 06: Roofing _ Best Contracting	4 : 4	0	0	0%	0	0%
Jul-17	BP 06: Roofing _ Best Contracting	4 : 4	0	0	0%	0	0%
Aug-17	BP 06: Roofing _ Best Contracting	4 : 4	0	0	0%	0	0%
Sep-17	BP 06: Roofing _ Best Contracting	4 : 4	0	0	0%	0	0%
Oct-17	BP 06: Roofing _ Best Contracting	4 : 4	0	0	0%	0	0%
Nov-17	BP 06: Roofing _ Best Contracting	4 : 4	1	0	0%	0	0%
Dec-17	BP 06: Roofing _ Best Contracting	4 : 4	2	0	0%	0	0%
Jan-18	BP 06: Roofing _ Best Contracting	4 : 4	10	0	0%	0	0%
Feb-18	BP 06: Roofing _ Best Contracting	4 : 4	1	0	0%	0	0%
Mar-18	BP 06: Roofing _ Best Contracting	4 : 4	1	0	0%	0	0%
Apr-18	BP 06: Roofing _ Best Contracting	4 : 4	4	0	0%	0	0%
May-18	BP 06: Roofing _ Best Contracting	5 : 5	5	0	0%	0	0%
Jun-18	BP 06: Roofing _ Best Contracting	4 : 4	0	0	0%	0	0%
Jul-18	BP 06: Roofing _ Best Contracting	5 : 5	9	0	0%	0	0%
Aug-18	BP 06: Roofing _ Best Contracting	4 : 4	5	0	0%	0	0%
Sep-18	BP 06: Roofing _ Best Contracting	4 : 4	2	0	0%	0	0%
Oct-18	BP 06: Roofing _ Best Contracting	3 : 4	** 2	0	0%	0	0%
more	BP 06: Roofing _ Best Contracting				0%		0%
Nov-17	BP 07: Sheetmetal _ EMS	4 : 4	1	1	100%	0	0%
Dec-17	BP 07: Sheetmetal _ EMS	4 : 4	3	2	67%	0	0%
Jan-18	BP 07: Sheetmetal _ EMS	4 : 4	0	0	0%	0	0%
Feb-18	BP 07: Sheetmetal _ EMS	4 : 4	0	0	0%	0	0%
Mar-18	BP 07: Sheetmetal _ EMS	4 : 4	0	0	0%	0	0%
Apr-18	BP 07: Sheetmetal _ EMS	4 : 4	0	0	0%	0	0%
May-18	BP 07: Sheetmetal _ EMS	4 : 4	0	0	0%	0	0%
Jun-18	BP 07: Sheetmetal _ EMS	4 : 4	0	0	0%	0	0%
Jul-18	BP 07: Sheetmetal _ EMS	4 : 4	3	3	100%	1	33%
Aug-18	BP 07: Sheetmetal _ EMS	4 : 4	2	2	100%	0	0%
Sep-18	BP 07: Sheetmetal _ EMS	4 : 4	5	5	100%	0	0%
Oct-18	BP 07: Sheetmetal _ EMS	2 : 4	** 0	0	0%	0	0%
Nov-17	BP 07: Sheetmetal _ AEL	4 : 4	3	3	100%	0	0%
Dec-17	BP 07: Sheetmetal _ AEL	4 : 4	1	1	100%	0	0%
Jan-18	BP 07: Sheetmetal _ AEL	4 : 4	0	0	0%	0	0%
Feb-18	BP 07: Sheetmetal _ AEL	4 : 4	0	0	0%	0	0%
Mar-18	BP 07: Sheetmetal _ AEL	4 : 4	1	1	100%	0	0%
Apr-18	BP 07: Sheetmetal _ AEL	4 : 4	0	0	0%	0	0%
May-18	BP 07: Sheetmetal _ AEL	4 : 4	0	0	0%	0	0%
Jun-18	BP 07: Sheetmetal _ AEL	5 : 5	0	0	0%	0	0%
Jul-18	BP 07: Sheetmetal _ AEL	4 : 4	2	2	100%	2	100%
Aug-18	BP 07: Sheetmetal _ AEL	4 : 4	1	1	100%	0	0%
Sep-18	BP 07: Sheetmetal _ AEL	4 : 4	1	1	100%	0	0%
Oct-18	BP 07: Sheetmetal _ AEL	2 : 4	** 0	0	0%	0	0%
more	BP 07: Sheetmetal _ AEL						
Mar-17	BP 10: Mtl Stud, Frm, DW _ Performance Contracting	1 : 1	1	0	0%	0	0%
Apr-17	BP 10: Mtl Stud, Frm, DW _ Performance Contracting	4 : 4	1	1	100%	0	0%
May-17	BP 10: Mtl Stud, Frm, DW _ Performance Contracting	4 : 4	0	0	0%	0	0%
Jun-17	BP 10: Mtl Stud, Frm, DW _ Performance Contracting	4 : 4	1	0	0%	0	0%
Jul-17	BP 10: Mtl Stud, Frm, DW _ Performance Contracting	4 : 4	1	1	100%	0	0%
Aug-17	BP 10: Mtl Stud, Frm, DW _ Performance Contracting	4 : 4	0	0	0%	0	0%
Sep-17	BP 10: Mtl Stud, Frm, DW _ Performance Contracting	4 : 4	0	0	0%	0	0%
Oct-17	BP 10: Mtl Stud, Frm, DW _ Performance Contracting	4 : 4	4	3	75%	0	0%
Nov-17	BP 10: Mtl Stud, Frm, DW _ Performance Contracting	4 : 4	8	7	88%	4	57%
Dec-17	BP 10: Mtl Stud, Frm, DW _ Performance Contracting	4 : 4	8	4	50%	0	0%
Jan-18	BP 10: Mtl Stud, Frm, DW _ Performance Contracting	5 : 5	3	3	100%	2	67%
Feb-18	BP 10: Mtl Stud, Frm, DW _ Performance Contracting	5 : 5	3	3	100%	1	33%
Mar-18	BP 10: Mtl Stud, Frm, DW _ Performance Contracting	5 : 5	9	9	100%	8	89%
Apr-18	BP 10: Mtl Stud, Frm, DW _ Performance Contracting	4 : 4	3	3	100%	2	67%
May-18	BP 10: Mtl Stud, Frm, DW _ Performance Contracting	4 : 4	12	9	75%	6	67%
Jun-18	BP 10: Mtl Stud, Frm, DW _ Performance Contracting	4 : 4	21	15	71%	6	40%
Jul-18	BP 10: Mtl Stud, Frm, DW _ Performance Contracting	5 : 5	3	3	100%	1	33%
Aug-18	BP 10: Mtl Stud, Frm, DW _ Performance Contracting	4 : 4	3	2	67%	0	0%
Sep-18	BP 10: Mtl Stud, Frm, DW _ Performance Contracting	4 : 5	** 6	5	83%	0	0%
Oct-18	BP 10: Mtl Stud, Frm, DW _ Performance Contracting	2 : 4	** 13	13	100%	4	31%
Nov-17	BP 10: Mtl Stud, Frm, DW _ Canyon Insulation	1 : 1	1	1	100%	0	0%
Dec-17	BP 10: Mtl Stud, Frm, DW _ Canyon Insulation	4 : 4	2	2	100%	1	50%
Jan-18	BP 10: Mtl Stud, Frm, DW _ Canyon Insulation	4 : 4	0	0	0%	0	0%
Feb-18	BP 10: Mtl Stud, Frm, DW _ Canyon Insulation	4 : 4	0	0	0%	0	0%

Southwestern College - Math Science Engineering Contracts
CBA Workforce Utilization Report (Exhibit 3)

Mar-18	BP 10: Mtl Stud, Frm, DW _ Canyon Insulation	4 : 4		1	1	100%	0	0%
Apr-18	BP 10: Mtl Stud, Frm, DW _ Canyon Insulation	4 : 4		3	1	33%	0	0%
May-18	BP 10: Mtl Stud, Frm, DW _ Canyon Insulation	4 : 4		2	2	100%	0	0%
Jun-18	BP 10: Mtl Stud, Frm, DW _ Canyon Insulation	4 : 4		0	0	0%	0	0%
Jul-18	BP 10: Mtl Stud, Frm, DW _ Canyon Insulation	4 : 4		0	0	0%	0	0%
Aug-18	BP 10: Mtl Stud, Frm, DW _ Canyon Insulation	4 : 4		1	1	100%	0	0%
Sep-18	BP 10: Mtl Stud, Frm, DW _ Canyon Insulation	5 : 5		1	1	100%	0	0%
Oct-18	BP 10: Mtl Stud, Frm, DW _ Canyon Insulation	2 : 4	**	1	1	100%	0	0%
Aug-17	BP 10: Mtl Stud, Frm, DW _ Commercial Scaffold	1 : 1		2	1	50%	0	0%
Sep-17	BP 10: Mtl Stud, Frm, DW _ Commercial Scaffold	4 : 4		2	2	100%	0	0%
Oct-17	BP 10: Mtl Stud, Frm, DW _ Commercial Scaffold	4 : 4		4	4	100%	1	25%
Nov-17	BP 10: Mtl Stud, Frm, DW _ Commercial Scaffold	4 : 4		0	0	0%	0	0%
Dec-17	BP 10: Mtl Stud, Frm, DW _ Commercial Scaffold	4 : 4		2	1	50%	0	0%
Jan-18	BP 10: Mtl Stud, Frm, DW _ Commercial Scaffold	4 : 4		1	1	100%	0	0%
Feb-18	BP 10: Mtl Stud, Frm, DW _ Commercial Scaffold	4 : 4		2	2	100%	0	0%
Mar-18	BP 10: Mtl Stud, Frm, DW _ Commercial Scaffold	4 : 4		0	0	0%	0	0%
Apr-18	BP 10: Mtl Stud, Frm, DW _ Commercial Scaffold	4 : 4		0	0	0%	0	0%
May-18	BP 10: Mtl Stud, Frm, DW _ Commercial Scaffold	4 : 4		2	1	50%	0	0%
Jun-18	BP 10: Mtl Stud, Frm, DW _ Commercial Scaffold	4 : 4		0	0	0%	0	0%
Jul-18	BP 10: Mtl Stud, Frm, DW _ Commercial Scaffold	4 : 4		1	1	100%	0	0%
Aug-18	BP 10: Mtl Stud, Frm, DW _ Commercial Scaffold	2 : 4	**	1	1	100%	0	0%
Dec-17	BP 10: Mtl Stud, Frm, DW _ DSM	4 : 4		1	0	0%	0	0%
Jan-18	BP 10: Mtl Stud, Frm, DW _ DSM	4 : 4		0	0	0%	0	0%
Feb-18	BP 10: Mtl Stud, Frm, DW _ DSM	4 : 4		0	0	0%	0	0%
Mar-18	BP 10: Mtl Stud, Frm, DW _ DSM	4 : 4		0	0	0%	0	0%
Apr-18	BP 10: Mtl Stud, Frm, DW _ DSM	5 : 5		7	0	0%	0	0%
May-18	BP 10: Mtl Stud, Frm, DW _ DSM	4 : 4		3	1	33%	1	100%
Jun-18	BP 10: Mtl Stud, Frm, DW _ DSM	4 : 4		1	0	0%	0	0%
Jul-18	BP 10: Mtl Stud, Frm, DW _ DSM	4 : 4		0	0	0%	0	0%
Aug-18	BP 10: Mtl Stud, Frm, DW _ DSM	3 : 4	**	1	0	0%	0	0%
more	BP 10: Mtl Stud, Frm, DW _ DSM					0%		0%
Dec-17	BP 12: Ceilings _ Preferred Ceilings	4 : 4		2	1	50%	0	0%
Jan-18	BP 12: Ceilings _ Preferred Ceilings	4 : 4		0	0	0%	0	0%
Feb-18	BP 12: Ceilings _ Preferred Ceilings	4 : 4		0	0	0%	0	0%
Mar-18	BP 12: Ceilings _ Preferred Ceilings	4 : 4		0	0	0%	0	0%
Apr-18	BP 12: Ceilings _ Preferred Ceilings	4 : 4		0	0	0%	0	0%
May-18	BP 12: Ceilings _ Preferred Ceilings	4 : 4		0	0	0%	0	0%
Jun-18	BP 12: Ceilings _ Preferred Ceilings	4 : 4		4	1	25%	0	0%
Jul-18	BP 12: Ceilings _ Preferred Ceilings	4 : 4		3	0	0%	0	0%
Aug-18	BP 12: Ceilings _ Preferred Ceilings	4 : 4		3	1	33%	0	0%
Sep-18	BP 12: Ceilings _ Preferred Ceilings	3 : 4	**	1	0	0%	0	0%
more	BP 12: Ceilings _ Preferred Ceilings							
Dec-17	BP 14: Painting _ All Source Painting	3 : 3		1	1	100%	1	100%
Jan-18	BP 14: Painting _ All Source Painting	4 : 4		0	0	0%	0	0%
Feb-18	BP 14: Painting _ All Source Painting	4 : 4		0	0	0%	0	0%
Mar-18	BP 14: Painting _ All Source Painting	4 : 4		0	0	0%	0	0%
Apr-18	BP 14: Painting _ All Source Painting	4 : 4		0	0	0%	0	0%
May-18	BP 14: Painting _ All Source Painting	4 : 4		0	0	0%	0	0%
Jun-18	BP 14: Painting _ All Source Painting	4 : 4		2	2	100%	1	50%
Jul-18	BP 14: Painting _ All Source Painting	4 : 4		1	1	100%	0	0%
Aug-18	BP 14: Painting _ All Source Painting	4 : 4		3	3	100%	2	67%
Sep-18	BP 14: Painting _ All Source Painting	1 : 4	**	1	1	100%	1	100%
..more	BP 14: Painting _ All Source Painting							
Dec-17	BP 15: Misc Spec _ PSI	2 : 2		6	0	0%	0	0%
Jan-18	BP 15: Misc Spec _ PSI	4 : 4		0	0	0%	0	0%
Feb-18	BP 15: Misc Spec _ PSI	4 : 4		0	0	0%	0	0%
Mar-18	BP 15: Misc Spec _ PSI	5 : 5		0	0	0%	0	0%
Apr-18	BP 15: Misc Spec _ PSI	4 : 4		0	0	0%	0	0%
May-18	BP 15: Misc Spec _ PSI	1 : 4	**	1	1	100%	0	0%
Jun-18	BP 15: Misc Spec _ PSI	0 : 4	**	0	0	0%	0	0%
..more	BP 15: Misc Spec _ PSI							
Jan-18	BP 16: Lab Casework & Fixtures _ ICI	3 : 3		1	0	0%	0	0%
Feb-18	BP 16: Lab Casework & Fixtures _ ICI	4 : 4		0	0	0%	0	0%
Mar-18	BP 16: Lab Casework & Fixtures _ ICI	4 : 4		0	0	0%	0	0%
Apr-18	BP 16: Lab Casework & Fixtures _ ICI	4 : 4		0	0	0%	0	0%
May-18	BP 16: Lab Casework & Fixtures _ ICI	4 : 4		0	0	0%	0	0%
Jun-18	BP 16: Lab Casework & Fixtures _ ICI	3 : 4		0	0	0%	0	0%
Jul-18	BP 16: Lab Casework & Fixtures _ ICI	4 : 4		0	0	0%	0	0%
Aug-18	BP 16: Lab Casework & Fixtures _ ICI	2 : 4	**	12	12	100%	3	25%
more	BP 16: Lab Casework & Fixtures _ ICI	:			0	0%	0	0%
Oct-17	BP 18: Fire Suppression _ Bradshaw	3 : 3		4	4	100%	2	50%
Nov-17	BP 18: Fire Suppression _ Bradshaw	4 : 4		2	2	100%	0	0%
Dec-17	BP 18: Fire Suppression _ Bradshaw	4 : 4		2	2	100%	0	0%
Jan-18	BP 18: Fire Suppression _ Bradshaw	4 : 4		0	0	0%	0	0%
Feb-18	BP 18: Fire Suppression _ Bradshaw	4 : 4		0	0	0%	0	0%
Mar-18	BP 18: Fire Suppression _ Bradshaw	4 : 4		3	3	100%	0	0%

Southwestern College - Math Science Engineering Contracts
CBA Workforce Utilization Report (Exhibit 3)

Apr-18	BP 18: Fire Suppression _ Bradshaw	4 : 4		1	1	100%	0	0%
May-18	BP 18: Fire Suppression _ Bradshaw	2 : 4	**	1	1	100%	0	0%
more	BP 18: Fire Suppression _ Bradshaw	:	**			0%	0	0%
Mar-17	BP 19: Plumbing _ Penhall	3 : 3		2	1	50%	0	0%
Apr-17	BP 19: Plumbing _ Penhall	4 : 4		0	0	0%	0	0%
May-17	BP 19: Plumbing _ Penhall	2 : 2		0	0	0%	0	0%
...1st mo	BP 19: Plumbing _ Performance Contracting	:				0%		0%
Apr-17	BP 19: Plumbing _ Performance Contracting	3 : 3		3	3	100%	0	0%
May-17	BP 19: Plumbing _ Performance Contracting	4 : 4		0	0	0%	0	0%
Jun-17	BP 19: Plumbing _ Performance Contracting	4 : 4		0	0	0%	0	0%
Jul-17	BP 19: Plumbing _ Performance Contracting	4 : 4		0	0	0%	0	0%
Aug-17	BP 19: Plumbing _ Performance Contracting	4 : 4		0	0	0%	0	0%
Sep-17	BP 19: Plumbing _ Performance Contracting	4 : 4		0	0	0%	0	0%
Oct-17	BP 19: Plumbing _ Performance Contracting	4 : 4		0	0	0%	0	0%
Dec-17	BP 19: Plumbing _ Performance Contracting	3 : 3		3	3	100%	0	0%
Jan-18	BP 19: Plumbing _ Performance Contracting	4 : 4		0	0	0%	0	0%
Feb-18	BP 19: Plumbing _ Performance Contracting	4 : 4		3	3	100%	0	0%
Mar-18	BP 19: Plumbing _ Performance Contracting	4 : 4		0	0	0%	0	0%
Apr-18	BP 19: Plumbing _ Performance Contracting	5 : 5		0	0	0%	0	0%
May-18	BP 19: Plumbing _ Performance Contracting	4 : 4		0	0	0%	0	0%
Jun-18	BP 19: Plumbing _ Performance Contracting	5 : 5		0	0	0%	0	0%
Jul-18	BP 19: Plumbing _ Performance Contracting	4 : 4		0	0	0%	0	0%
Aug-18	BP 19: Plumbing _ Performance Contracting	5 : 5		0	0	0%	0	0%
Sep-18	BP 19: Plumbing _ Performance Contracting	1 : 4	**	0	0	0%	0	0%
Nov-16	BP 19: Plumbing _ UMEC	5 : 5		2	2	100%	0	0%
Dec-16	BP 19: Plumbing _ UMEC	4 : 4		0	0	0%	0	0%
Jan-17	BP 19: Plumbing _ UMEC	5 : 5		0	0	0%	0	0%
Feb-17	BP 19: Plumbing _ UMEC	4 : 4		2	2	100%	0	0%
Mar-17	BP 19: Plumbing _ UMEC	4 : 4		8	8	100%	1	13%
Apr-17	BP 19: Plumbing _ UMEC	4 : 4		3	3	100%	0	0%
May-17	BP 19: Plumbing _ UMEC	5 : 5		0	0	0%	0	0%
Jun-17	BP 19: Plumbing _ UMEC	4 : 4		2	1	50%	0	0%
Jul-17	BP 19: Plumbing _ UMEC	4 : 4		1	1	100%	1	100%
Aug-17	BP 19: Plumbing _ UMEC	4 : 4		1	1	100%	0	0%
Sep-17	BP 19: Plumbing _ UMEC	4 : 4		2	2	100%	1	50%
Oct-17	BP 19: Plumbing _ UMEC	5 : 5		7	7	100%	0	0%
Nov-17	BP 19: Plumbing _ UMEC	4 : 4		6	5	83%	1	20%
Dec-17	BP 19: Plumbing _ UMEC	5 : 5		2	2	100%	0	0%
Jan-18	BP 19: Plumbing _ UMEC	4 : 4		2	2	100%	0	0%
Feb-18	BP 19: Plumbing _ UMEC	4 : 4		0	0	0%	0	0%
Mar-18	BP 19: Plumbing _ UMEC	4 : 4		1	1	100%	0	0%
Apr-18	BP 19: Plumbing _ UMEC	4 : 4		0	0	0%	0	0%
May-18	BP 19: Plumbing _ UMEC	4 : 5	**	0	0	0%	0	0%
Jun-18	BP 19: Plumbing _ UMEC	4 : 4		1	1	100%	1	100%
Jul-18	BP 19: Plumbing _ UMEC	4 : 4		1	0	0%	0	0%
Aug-18	BP 19: Plumbing _ UMEC	4 : 4		0	0	0%	0	0%
Sep-18	BP 19: Plumbing _ UMEC	1 : 4	**	0	0	0%	0	0%
Feb-18	BP 19: Plumbing _ Farwest	3 : 3		1	1	100%	0	0%
Mar-18	BP 19: Plumbing _ Farwest	4 : 4		1	1	100%	0	0%
Apr-18	BP 19: Plumbing _ Farwest	4 : 4		1	1	100%	0	0%
May-18	BP 19: Plumbing _ Farwest	4 : 4		1	1	100%	0	0%
Jun-18	BP 19: Plumbing _ Farwest	4 : 4		0	0	0%	0	0%
Jul-18	BP 19: Plumbing _ Farwest	4 : 4		1	1	100%	0	0%
Aug-18	BP 19: Plumbing _ Farwest	4 : 4		0	0	0%	0	0%
Sep-18	BP 19: Plumbing _ Farwest	1 : 4	**	0	0	0%	0	0%
...more	BP 19: Plumbing _ Farwest	0 : 0		0	0	0%	0	0%
Oct-16	BP 20: HVAC _ Control Air	3 : 3		1	1	100%	0	0%
Nov-16	BP 20: HVAC _ Control Air	4 : 4		1	1	100%	0	0%
Dec-16	BP 20: HVAC _ Control Air	4 : 4		0	0	0%	0	0%
Jan-17	BP 20: HVAC _ Control Air	4 : 4		0	0	0%	0	0%
Feb-17	BP 20: HVAC _ Control Air	4 : 4		0	0	0%	0	0%
Mar-17	BP 20: HVAC _ Control Air	4 : 4		1	0	0%	0	0%
Apr-17	BP 20: HVAC _ Control Air	4 : 4		2	2	100%	0	0%
May-17	BP 20: HVAC _ Control Air	4 : 4		0	0	0%	0	0%
Jun-17	BP 20: HVAC _ Control Air	4 : 4		3	3	100%	0	0%
Jul-17	BP 20: HVAC _ Control Air	4 : 4		0	0	0%	0	0%
Aug-17	BP 20: HVAC _ Control Air	4 : 4		1	1	100%	0	0%
Sep-17	BP 20: HVAC _ Control Air	4 : 4		0	0	0%	0	0%
Oct-17	BP 20: HVAC _ Control Air	4 : 4		5	4	80%	0	0%
Nov-17	BP 20: HVAC _ Control Air	5 : 5		5	5	100%	3	60%
Dec-17	BP 20: HVAC _ Control Air	4 : 4		8	7	88%	2	29%
Jan-18	BP 20: HVAC _ Control Air	5 : 5		3	3	100%	1	33%
Feb-18	BP 20: HVAC _ Control Air	4 : 4		3	3	100%	2	67%
Mar-18	BP 20: HVAC _ Control Air	4 : 4		3	2	67%	1	50%
Apr-18	BP 20: HVAC _ Control Air	4 : 4		1	0	0%	0	0%
May-18	BP 20: HVAC _ Control Air	5 : 5		0	0	0%	0	0%

Southwestern College - Math Science Engineering Contracts
CBA Workforce Utilization Report (Exhibit 3)

Jun-18	BP 20: HVAC _ Control Air	5 : 5		5	4	80%	0	0%
Jul-18	BP 20: HVAC _ Control Air	5 : 5		2	2	100%	0	0%
Aug-18	BP 20: HVAC _ Control Air	4 : 4		1	1	100%	1	100%
Sep-18	BP 20: HVAC _ Control Air	4 : 4		1	1	100%	0	0%
Oct-18	BP 20: HVAC _ Control Air	2 : 4	**	8	5	63%	4	80%
Jul-17	BP 20: HVAC _ Baker sub to Climatic	3 : 3		1	1	100%	0	0%
Aug-17	BP 20: HVAC _ Baker sub to Climatic	4 : 4		0	0	0%	0	0%
Sep-17	BP 20: HVAC _ Baker sub to Climatic	4 : 4		0	0	0%	0	0%
Oct-17	BP 20: HVAC _ Baker sub to Climatic	4 : 4		1	1	100%	0	0%
Nov-17	BP 20: HVAC _ Baker sub to Climatic	4 : 4		0	0	0%	0	0%
Dec-17	BP 20: HVAC _ Baker sub to Climatic	4 : 4		0	0	0%	0	0%
Jan-18	BP 20: HVAC _ Baker sub to Climatic	4 : 4		0	0	0%	0	0%
Feb-18	BP 20: HVAC _ Baker sub to Climatic	4 : 4		2	2	100%	0	0%
Mar-18	BP 20: HVAC _ Baker sub to Climatic	4 : 4		2	2	100%	0	0%
Apr-18	BP 20: HVAC _ Baker sub to Climatic	4 : 4		2	2	100%	0	0%
May-18	BP 20: HVAC _ Baker sub to Climatic	4 : 4		0	0	0%	0	0%
Jun-18	BP 20: HVAC _ Baker sub to Climatic	4 : 4		2	2	100%	1	50%
Jul-18	BP 20: HVAC _ Baker sub to Climatic	4 : 4		5	5	100%	0	0%
Aug-18	BP 20: HVAC _ Baker sub to Climatic	4 : 4		0	0	0%	0	0%
Sep-18	BP 20: HVAC _ Baker sub to Climatic	2 : 4	**	1	1	100%	1	100%
Feb-18	BP 20: HVAC _ Baker sub to Newmatic	2 : 2		1	1	100%	0	0%
Mar-18	BP 20: HVAC _ Baker sub to Newmatic	4 : 4		2	2	100%	0	0%
Apr-18	BP 20: HVAC _ Baker sub to Newmatic	4 : 4		1	1	100%	0	0%
May-18	BP 20: HVAC _ Baker sub to Newmatic	4 : 4		0	0	0%	0	0%
Jun-18	BP 20: HVAC _ Baker sub to Newmatic	4 : 4		1	1	100%	1	100%
Jul-18	BP 20: HVAC _ Baker sub to Newmatic	5 : 5		5	5	100%	0	0%
Aug-18	BP 20: HVAC _ Baker sub to Newmatic	5 : 5		0	0	0%	0	0%
Sep-18	BP 20: HVAC _ Baker sub to Newmatic	2 : 5	**	0	0	0%	0	0%
Mar-18	BP 20: HVAC _ G&F Concrete Cutting	1 : 1		1	1	100%	1	100%
Jan-18	BP 20: HVAC _ Karcher Firestopping	1 : 1		1	0	0%	0	0%
Feb-18	BP 20: HVAC _ Karcher Firestopping	4 : 4		0	0	0%	0	0%
Mar-18	BP 20: HVAC _ Karcher Firestopping	4 : 4		0	0	0%	0	0%
Apr-18	BP 20: HVAC _ Karcher Firestopping	4 : 4		0	0	0%	0	0%
May-18	BP 20: HVAC _ Karcher Firestopping	4 : 4		1	0	0%	0	0%
Jun-18	BP 20: HVAC _ Karcher Firestopping	4 : 4		2	1	50%	0	0%
Jul-18	BP 20: HVAC _ Karcher Firestopping	4 : 4		0	0	0%	0	0%
Aug-18	BP 20: HVAC _ Karcher Firestopping	4 : 4		0	0	0%	0	0%
Sep-18	BP 20: HVAC _ Karcher Firestopping	1 : 4	**	0	0	0%	0	0%
Jan-17	BP 20: HVAC _ Kyne	4 : 4		3	3	100%	0	0%
Feb-17	BP 20: HVAC _ Kyne	4 : 4		0	0	0%	0	0%
Mar-17	BP 20: HVAC _ Kyne	4 : 4		0	0	0%	0	0%
Apr-17	BP 20: HVAC _ Kyne	4 : 4		3	3	100%	1	33%
May-17	BP 20: HVAC _ Kyne	5 : 5		2	2	100%	0	0%
Jun-17	BP 20: HVAC _ Kyne	4 : 4		0	0	0%	0	0%
Jul-17	BP 20: HVAC _ Kyne	4 : 4		0	0	0%	0	0%
Aug-17	BP 20: HVAC _ Kyne	4 : 4		0	0	0%	0	0%
Sep-17	BP 20: HVAC _ Kyne	4 : 4		0	0	0%	0	0%
Oct-17	BP 20: HVAC _ Kyne	4 : 4		0	0	0%	0	0%
Nov-17	BP 20: HVAC _ Kyne	4 : 4		0	0	0%	0	0%
Dec-17	BP 20: HVAC _ Kyne	4 : 4		0	0	0%	0	0%
Jan-18	BP 20: HVAC _ Kyne	4 : 4		0	0	0%	0	0%
Feb-18	BP 20: HVAC _ Kyne	4 : 4		2	2	100%	0	0%
Mar-18	BP 20: HVAC _ Kyne	4 : 4		3	3	100%	0	0%
Apr-18	BP 20: HVAC _ Kyne	5 : 5		1	1	100%	0	0%
May-18	BP 20: HVAC _ Kyne	5 : 5		3	3	100%	2	67%
Jun-18	BP 20: HVAC _ Kyne	5 : 5		0	0	0%	0	0%
Jul-18	BP 20: HVAC _ Kyne	5 : 5		1	1	100%	1	100%
Aug-18	BP 20: HVAC _ Kyne	4 : 4		0	0	0%	0	0%
Sep-18	BP 20: HVAC _ Kyne	1 : 4	**	0	0	0%	0	0%
Apr-17	BP 20: HVAC _ Penhall	2 : 2		1	1	100%	0	0%
May-17	BP 20: HVAC _ Penhall	4 : 4		0	0	0%	0	0%
Jun-17	BP 20: HVAC _ Penhall	4 : 4		0	0	0%	0	0%
7/17 - 2/18	BP 20: HVAC _ Penhall	32 : 32		0	0	0%	0	0%
Mar-18	BP 20: HVAC _ Penhall	4 : 4		1	1	100%	0	0%
Apr-18	BP 20: HVAC _ Penhall	0 : 4	**	0	0	0%	0	0%
May-18	BP 20: HVAC _ Penhall	0 : 4	**	0	0	0%	0	0%
Jun-18	BP 20: HVAC _ Penhall	2 : 4	**	0	0	0%	0	0%
Jul-18	BP 20: HVAC _ Penhall	0 : 4	**	0	0	0%	0	0%
Aug-18	BP 20: HVAC _ Penhall	0 : 4	**	0	0	0%	0	0%
May-17	BP 20: HVAC _ Performance Contracting	4 : 4		3	3	100%	0	0%
Jun-17	BP 20: HVAC _ Performance Contracting	4 : 4		0	0	0%	0	0%
Jul-17	BP 20: HVAC _ Performance Contracting	5 : 5		0	0	0%	0	0%
Aug-17	BP 20: HVAC _ Performance Contracting	4 : 4		0	0	0%	0	0%
Sep-17	BP 20: HVAC _ Performance Contracting	4 : 4		0	0	0%	0	0%
Oct-17	BP 20: HVAC _ Performance Contracting	4 : 4		0	0	0%	0	0%
Nov-17	BP 20: HVAC _ Performance Contracting	4 : 4		0	0	0%	0	0%

Southwestern College - Math Science Engineering Contracts
CBA Workforce Utilization Report (Exhibit 3)

Dec-17	BP 20: HVAC _ Performance Contracting	4 : 4		1	1	100%	0	0%
Jan-18	BP 20: HVAC _ Performance Contracting	4 : 4		2	2	100%	0	0%
Feb-18	BP 20: HVAC _ Performance Contracting	4 : 4		3	3	100%	0	0%
Mar-18	BP 20: HVAC _ Performance Contracting	4 : 4		0	0	0%	0	0%
Apr-18	BP 20: HVAC _ Performance Contracting	4 : 4		1	1	100%	1	100%
May-18	BP 20: HVAC _ Performance Contracting	4 : 4		0	0	0%	0	0%
Jun-18	BP 20: HVAC _ Performance Contracting	4 : 4		0	0	0%	0	0%
Jul-18	BP 20: HVAC _ Performance Contracting	5 : 5	**	18	16	89%	6	38%
Aug-18	BP 20: HVAC _ Performance Contracting	4 : 4		0	0	0%	0	0%
Sep-18	BP 20: HVAC _ Performance Contracting	1 : 4	**	0	0	0%	0	0%
...more	BP 20: HVAC _ Performance Contracting	:				0%		0%
Sep-16	BP 21: Electrical _ Dynalectric	3 : 3		1	1	100%	0	0%
Oct-16	BP 21: Electrical _ Dynalectric	4 : 4		4	2	50%	0	0%
Nov-16	BP 21: Electrical _ Dynalectric	4 : 4		2	2	100%	0	0%
Dec-16	BP 21: Electrical _ Dynalectric	4 : 4		4	4	100%	1	25%
Jan-17	BP 21: Electrical _ Dynalectric	4 : 4		5	5	100%	0	0%
Feb-17	BP 21: Electrical _ Dynalectric	4 : 4		7	6	86%	2	33%
Mar-17	BP 21: Electrical _ Dynalectric	4 : 4		6	6	100%	1	17%
Apr-17	BP 21: Electrical _ Dynalectric	4 : 4		9	9	100%	0	0%
May-17	BP 21: Electrical _ Dynalectric	4 : 4		0	0	0%	0	0%
Jun-17	BP 21: Electrical _ Dynalectric	4 : 4		2	2	100%	1	50%
Jul-17	BP 21: Electrical _ Dynalectric	4 : 4		3	2	67%	0	0%
Aug-17	BP 21: Electrical _ Dynalectric	4 : 4		1	1	100%	0	0%
Sep-17	BP 21: Electrical _ Dynalectric	4 : 4		0	0	0%	0	0%
Oct-17	BP 21: Electrical _ Dynalectric	5 : 5		4	2	50%	0	0%
Nov-17	BP 21: Electrical _ Dynalectric	4 : 4		1	1	100%	0	0%
Dec-17	BP 21: Electrical _ Dynalectric	4 : 4		1	1	100%	0	0%
Jan-18	BP 21: Electrical _ Dynalectric	5 : 5		3	2	67%	0	0%
Feb-18	BP 21: Electrical _ Dynalectric	4 : 4		0	0	0%	0	0%
Mar-18	BP 21: Electrical _ Dynalectric	4 : 4		2	2	100%	0	0%
Apr-18	BP 21: Electrical _ Dynalectric	4 : 4		2	2	100%	0	0%
May-18	BP 21: Electrical _ Dynalectric	4 : 4		0	0	0%	0	0%
Jun-18	BP 21: Electrical _ Dynalectric	4 : 4		6	6	100%	0	0%
Jul-18	BP 21: Electrical _ Dynalectric	5 : 5		4	3	75%	1	33%
Aug-18	BP 21: Electrical _ Dynalectric	5 : 5		3	3	100%	2	67%
Sep-18	BP 21: Electrical _ Dynalectric	3 : 4	**	1	1	100%	1	100%
...more	BP 21: Electrical _ Dynalectric	3 : 4	**	0	0	0%	0	0%
Dec-17	BP 21: Electrical _ Audio Assoc	4 : 4		5	4	80%	2	50%
Jan-18	BP 21: Electrical _ Audio Assoc	4 : 4		0	0	0%	0	0%
Feb-18	BP 21: Electrical _ Audio Assoc	4 : 4		0	0	0%	0	0%
Mar-18	BP 21: Electrical _ Audio Assoc	4 : 4		0	0	0%	0	0%
Apr-18	BP 21: Electrical _ Audio Assoc	5 : 5		1	1	100%	0	0%
May-18	BP 21: Electrical _ Audio Assoc	5 : 5		0	0	0%	0	0%
Jun-18	BP 21: Electrical _ Audio Assoc	4 : 4		3	3	100%	3	100%
Jul-18	BP 21: Electrical _ Audio Assoc	5 : 5		4	4	100%	3	75%
Aug-18	BP 21: Electrical _ Audio Assoc	5 : 5		1	1	100%	1	100%
Sep-18	BP 21: Electrical _ Audio Assoc	3 : 5	**	5	5	100%	3	60%
Jun-18	BP 21: Electrical _ Dynalectric(sub to Honeywell)	3 : 3		3	3	100%	0	0%
Jul-18	BP 21: Electrical _ Dynalectric(sub to Honeywell)	5 : 5		0	0	0%	0	0%
Aug-18	BP 21: Electrical _ Dynalectric(sub to Honeywell)	4 : 4		3	3	100%	1	33%
Sep-18	BP 21: Electrical _ Dynalectric(sub to Honeywell)	3 : 4	**	1	1	100%	1	100%
Aug-18	BP 21: Electrical _ Farwest	3 : 3		2	2	100%	0	0%
Sep-18	BP 21: Electrical _ Farwest	3 : 3	**	1	1	100%	0	0%
Nov-17	BP 21: Electrical _ Underground Solutions	1 : 1		2	2	100%	0	0%
Nov-16	BP 21: Electrical _ Penhall	2 : 2		1	1	100%	0	0%
12/16 - 4/2018	BP 21: Electrical _ Penhall	16 : 16		0	0	0%	0	0%
May-18	BP 21: Electrical _ Penhall	4 : 4		1	0	0%	0	0%
Jun-18	BP 21: Electrical _ Penhall	4 : 4		0	0	0%	0	0%
Jul-18	BP 21: Electrical _ Penhall	4 : 4		0	0	0%	0	0%
Aug-18	BP 21: Electrical _ Penhall	4 : 4		0	0	0%	0	0%
Sep-18	BP 21: Electrical _ Penhall	1 : 4	**	0	0	0%	0	0%
	BP 21: Electrical _ Penhall	:				0%	0	0%
Sep-16	BP 22: Earthwork _ FJ Willert	2 : 2		7	7	100%	1	14%
Oct-16	BP 22: Earthwork _ FJ Willert	4 : 4		13	13	100%	4	31%
Nov-16	BP 22: Earthwork _ FJ Willert	4 : 4		0	0	0%	0	0%
Dec-16	BP 22: Earthwork _ FJ Willert	4 : 4		0	0	0%	0	0%
Jan-17	BP 22: Earthwork _ FJ Willert	4 : 4		0	0	0%	0	0%
Feb-17	BP 22: Earthwork _ FJ Willert	4 : 4		1	1	100%	0	0%
Mar-17	BP 22: Earthwork _ FJ Willert	4 : 4		1	0	0%	0	0%
Apr-17	BP 22: Earthwork _ FJ Willert	5 : 5		0	0	0%	0	0%
May-17	BP 22: Earthwork _ FJ Willert	4 : 4		0	0	0%	0	0%
Jun-17	BP 22: Earthwork _ FJ Willert	4 : 4		0	0	0%	0	0%
Jul-17	BP 22: Earthwork _ FJ Willert	4 : 4		2	2	100%	0	0%
Aug-17	BP 22: Earthwork _ FJ Willert	4 : 4		0	0	0%	0	0%
Sep-17	BP 22: Earthwork _ FJ Willert	4 : 4		0	0	0%	0	0%
Oct-17	BP 22: Earthwork _ FJ Willert	4 : 4		0	0	0%	0	0%
Nov-17	BP 22: Earthwork _ FJ Willert	4 : 4		2	2	100%	0	0%

Southwestern College - Math Science Engineering Contracts
CBA Workforce Utilization Report (Exhibit 3)

Dec-17	BP 22: Earthwork _ FJ Willert	4 : 4		0	0	0%	0	0%
Jan-18	BP 22: Earthwork _ FJ Willert	4 : 4		0	0	0%	0	0%
Feb-18	BP 22: Earthwork _ FJ Willert	4 : 4		0	0	0%	0	0%
Mar-18	BP 22: Earthwork _ FJ Willert	4 : 4		1	1	100%	0	0%
Apr-18	BP 22: Earthwork _ FJ Willert	4 : 4		0	0	0%	0	0%
May-18	BP 22: Earthwork _ FJ Willert	2 : 4	**	2	2	100%	0	0%
Oct-16	BP 22: Earthwork _ Merli	1 : 1		1	0	0%	0	0%
Nov-16	BP 22: Earthwork _ Merli	4 : 4		0	0	0%	0	0%
Dec-16	BP 22: Earthwork _ Merli	4 : 4		0	0	0%	0	0%
Jan-17	BP 22: Earthwork _ Merli	4 : 4		0	0	0%	0	0%
Feb-17	BP 22: Earthwork _ Merli	4 : 4		0	0	0%	0	0%
Mar-17	BP 22: Earthwork _ Merli	4 : 4		0	0	0%	0	0%
Apr-17	BP 22: Earthwork _ Merli	4 : 4		0	0	0%	0	0%
May-17	BP 22: Earthwork _ Merli	4 : 4		0	0	0%	0	0%
Jun-17	BP 22: Earthwork _ Merli	4 : 4		0	0	0%	0	0%
Jul-17	BP 22: Earthwork _ Merli	4 : 5	**	0	0	0%	0	0%
Aug-17	BP 22: Earthwork _ Merli	3 : 4	**	0	0	0%	0	0%
Sep-17	BP 22: Earthwork _ Merli	2 : 4	**	0	0	0%	0	0%
Oct-17	BP 22: Earthwork _ Merli	2 : 4	**	0	0	0%	0	0%
Nov-17	BP 22: Earthwork _ Merli	0 : 4	**	0	0	0%	0	0%
Dec-17	BP 22: Earthwork _ Merli	0 : 4	**	0	0	0%	0	0%
Aug-17	BP 23: Site Concrete _ Team C	3 : 3		2	2	100%	0	0%
Sep-17	BP 23: Site Concrete _ Team C	4 : 4		4	4	100%	3	75%
Oct-17	BP 23: Site Concrete _ Team C	4 : 4		1	1	100%	1	100%
Nov-17	BP 23: Site Concrete _ Team C	4 : 4		0	0	0%	0	0%
Dec-17	BP 23: Site Concrete _ Team C	4 : 4		0	0	0%	0	0%
Jan-18	BP 23: Site Concrete _ Team C	4 : 4		0	0	0%	0	0%
Feb-18	BP 23: Site Concrete _ Team C	4 : 4		0	0	0%	0	0%
Mar-18	BP 23: Site Concrete _ Team C	4 : 4		0	0	0%	0	0%
Mar-18	BP 23: Site Concrete _ Team C	4 : 4		0	0	0%	0	0%
Apr-18	BP 23: Site Concrete _ Team C	4 : 4		0	0	0%	0	0%
May-18	BP 23: Site Concrete _ Team C	4 : 4		2	0	0%	0	0%
Jun-18	BP 23: Site Concrete _ Team C	4 : 4		11	11	100%	1	9%
Jul-18	BP 23: Site Concrete _ Team C	5 : 5		11	11	100%	1	9%
Aug-18	BP 23: Site Concrete _ Team C	4 : 4		12	12	100%	5	42%
Sep-18	BP 23: Site Concrete _ Team C	2 : 4	**	3	3	100%	2	67%
Aug-18	BP 23: Site Concrete _ RAP Eng	2 : 2		8	8	100%	1	13%
Sep-18	BP 23: Site Concrete _ RAP Eng	1 : 4	**	0	0	0%	0	0%
more	BP 23: Site Concrete _ RAP Eng	: 4				0%		0%
Sep-16	BP 25: Site Utilities _ Advance Plumbing	1 : 1		3	3	100%	0	0%
Oct-16	BP 25: Site Utilities _ Advance Plumbing	4 : 4		2	2	100%	0	0%
Nov-16	BP 25: Site Utilities _ Advance Plumbing	4 : 4		1	1	100%	0	0%
Dec-16	BP 25: Site Utilities _ Advance Plumbing	4 : 4		2	2	100%	2	100%
Jan-17	BP 25: Site Utilities _ Advance Plumbing	4 : 4		1	1	100%	0	0%
Feb-17	BP 25: Site Utilities _ Advance Plumbing	4 : 4		0	0	0%	0	0%
Mar-17	BP 25: Site Utilities _ Advance Plumbing	4 : 4		2	2	100%	0	0%
Apr-17	BP 25: Site Utilities _ Advance Plumbing	4 : 4		1	1	100%	0	0%
May-17	BP 25: Site Utilities _ Advance Plumbing	5 : 5		0	0	0%	0	0%
Jun-17	BP 25: Site Utilities _ Advance Plumbing	4 : 4		0	0	0%	0	0%
Jul-17	BP 25: Site Utilities _ Advance Plumbing	4 : 4		2	2	100%	0	0%
Aug-17	BP 25: Site Utilities _ Advance Plumbing	4 : 4		0	0	0%	0	0%
Sep-17	BP 25: Site Utilities _ Advance Plumbing	4 : 4		0	0	0%	0	0%
Oct-17	BP 25: Site Utilities _ Advance Plumbing	4 : 4		1	1	100%	0	0%
Nov-17	BP 25: Site Utilities _ Advance Plumbing	4 : 4		0	0	0%	0	0%
Dec-17	BP 25: Site Utilities _ Advance Plumbing	4 : 4		2	2	100%	0	0%
Jan-18	BP 25: Site Utilities _ Advance Plumbing	5 : 5		3	2	67%	0	0%
Feb-18	BP 25: Site Utilities _ Advance Plumbing	4 : 4		0	0	0%	0	0%
Mar-18	BP 25: Site Utilities _ Advance Plumbing	4 : 4		1	1	100%	0	0%
Apr-18	BP 25: Site Utilities _ Advance Plumbing	4 : 4		1	1	100%	0	0%
May-18	BP 25: Site Utilities _ Advance Plumbing	5 : 5		4	4	100%	1	25%
Jun-18	BP 25: Site Utilities _ Advance Plumbing	4 : 4		1	0	0%	0	0%
Jul-18	BP 25: Site Utilities _ Advance Plumbing	4 : 4		0	0	0%	0	0%
Aug-18	BP 25: Site Utilities _ Advance Plumbing	4 : 4		3	3	100%	0	0%
Sep-18	BP 25: Site Utilities _ Advance Plumbing	1 : 4	**	2	2	100%	0	0%
Oct-16	BP 25: Site Utilities _ Oldcastle	1 : 1		0	0	0%	0	0%
Nov-16	BP 25: Site Utilities _ Oldcastle	4 : 4		0	0	0%	0	0%
Dec-16	BP 25: Site Utilities _ Oldcastle	4 : 4		2	2	100%	0	0%
Jan-17	BP 25: Site Utilities _ Oldcastle	2 : 2		0	0	0%	0	0%
Jan-17	BP 25: Site Utilities _ RAP Engineering	1 : 1		6	6	100%	1	17%
Feb-17	BP 25: Site Utilities _ RAP Engineering	1 : 1		6	6	100%	1	17%

Notes:

1207

923

262

Double asterisk (**) Denotes not all workforce data for the month has been accounted for, due to contractor's non-submittal of Certified Payroll Records. Remaining data will be reflected in next monthly report.

Double asterisk (** D) Denotes not that SOME workforce data for the month has NOT been accounted for, due to contractor's submittal of Certified Payroll Records with incomplete data. Remaining data will be reflected in next monthly report.

Grey Highlight denotes a contractor that has finished its scope of work.

Southwestern College - Math Science Engineering Contracts
CBA Workforce Utilization Report (Exhibit 3)

Yellow Highlight denotes an active contractor.

CUMULATIVE STATISTICAL DATA

		RATIO OF WEEKS REPORTED	TOTAL NUMBER OF EMPLOYEES (POSITIONS) WORKING	TOTAL NUMBER OF LOCAL-TO- COUNTY (RESIDENT) WORKERS	% of LOCAL-TO- COUNTY WORKERS FILLING POSITIONS	TOTAL NUMBER OF LOCAL-TO-SWC DISTRICT WORKERS	% of LOCAL-TO-SWC DISTRICT WORKERS FILLING POSITIONS
SUB-TOTALS:	JOB TOTALS: BP 03 _ Demo Hazmat	301 : 301 **	78	23	29%	4	17%
SUB-TOTALS:	JOB TOTALS: BP 04 _ Cast-in-Place Concrete	586 : 600 **	396	312	79%	98	31%
SUB-TOTALS:	JOB TOTALS: BP 05 _ Steel	67 : 69 **	40	33	83%	29	88%
SUB-TOTALS:	JOB TOTALS: BP 06 _ Roofing	93 : 94 **	50	0	0%	0	0%
SUB-TOTALS:	JOB TOTALS: BP 07 _ Sheetmetal	93 : 97 **	23	22	96%	3	14%
SUB-TOTALS:	JOB TOTALS: BP 10 _ Metal Stud Fram. DW	206 : 214 **	142	106	75%	37	35%
SUB-TOTALS:	JOB TOTALS: BP 12 _ Ceilings	39 : 40 **	13	3	23%	0	0%
SUB-TOTALS:	JOB TOTALS: BP 14 _ Paint	36 : 39 **	8	8	100%	5	63%
SUB-TOTALS:	JOB TOTALS: BP 15 _ Misc Specialties	20 : 27	7	1	14%	0	0%
SUB-TOTALS:	JOB TOTALS: BP 16 _ Labcase work	28 : 31 **	13	12	92%	3	25%
SUB-TOTALS:	JOB TOTALS: BP 18 _ Fire Suppression	29 : 31 **	13	13	100%	2	15%
SUB-TOTALS:	JOB TOTALS: BP 19 _ Plumbing	197 : 207 **	57	53	93%	5	9%
SUB-TOTALS:	JOB TOTALS: BP 20 _ HVAC	421 : 455 **	133	119	89%	29	24%
SUB-TOTALS:	JOB TOTALS: BP 21 _ Electrical	205 : 213 **	104	94	90%	23	24%
SUB-TOTALS:	JOB TOTALS: BP 22 _ Earthwork	125 : 141 **	30	28	93%	5	18%
SUB-TOTALS:	JOB TOTALS: BP 23 _ Site Concrete	61 : 70 **	54	52	96%	14	27%
SUB-TOTALS:	JOB TOTALS: BP 25 _ Site Utilities	110 : 113 **	46	44	96%	5	11%
TOTAL:	Number of weekly CPRs:	2617 : 2742 **	1207	923	76%	262	28%
CBA GOALS:					90% POSITIONS FILLED BY "LOCAL-TO- COUNTY" WORKERS	35% OF THE 90% "LOCAL-TO- COUNTY" POSITIONS TO BE FILLED BY "LOCAL- TO-DISTRICT " WORKERS	

Southwestern College - National City Higher Education Center
CBA Workforce Utilization Report (EXHIBIT 1)

REPORTING MONTH	CONTRACTORS	RATIO OF WEEKS REPORTED THIS MONTH	TOTAL NUMBER OF EMPLOYEES (POSITIONS) WORKING	TOTAL NUMBER OF LOCAL-TO-COUNTY (RESIDENT) WORKERS	% of LOCAL-TO-COUNTY WORKERS FILLING POSITIONS	TOTAL NUMBER OF LOCAL-TO-SWC DISTRICT WORKERS	% of LOCAL-TO-SWC DISTRICT WORKERS FILLING POSITIONS
Apr-16	BP 05: Site Utilities _ Bali	4 : 4	1	0	0%	0	0%
May-16	BP 05: Site Utilities _ Bali	4 : 4	0	0	0%	0	0%
Jun-16	BP 05: Site Utilities _ Bali	4 : 4	0	0	0%	0	0%
Jul-16	BP 05: Site Utilities _ Bali	4 : 4	3	0	0%	0	0%
Aug-16	BP 05: Site Utilities _ Bali	4 : 4	4	3	75%	1	33%
Sep-16	BP 05: Site Utilities _ Bali	4 : 4	1	1	100%	1	100%
Oct-16	BP 05: Site Utilities _ Bali	5 : 5	5	1	20%	0	0%
Nov-16	BP 05: Site Utilities _ Bali	5 : 5	1	0	0%	0	0%
Dec-16	BP 05: Site Utilities _ Bali	4 : 4	1	0	0%	0	0%
Jan-17	BP 05: Site Utilities _ Bali	4 : 4	0	0	0%	0	0%
Feb-17	BP 05: Site Utilities _ Bali	4 : 4	0	0	0%	0	0%
Mar-17	BP 05: Site Utilities _ Bali	4 : 4	0	0	0%	0	0%
Apr-17	BP 05: Site Utilities _ Bali	5 : 5	0	0	0%	0	0%
May-17	BP 05: Site Utilities _ Bali	4 : 4	0	0	0%	0	0%
Jun-17	BP 05: Site Utilities _ Bali	4 : 4	0	0	0%	0	0%
Jul-17	BP 05: Site Utilities _ Bali	5 : 5	0	0	0%	0	0%
Aug-17	BP 05: Site Utilities _ Bali	4 : 4	6	1	17%	0	0%
Sep-17	BP 05: Site Utilities _ Bali	4 : 4	1	1	100%	0	0%
Oct-17	BP 05: Site Utilities _ Bali	4 : 4	4	2	50%	0	0%
Nov-17	BP 05: Site Utilities _ Bali	4 : 4	2	0	0%	0	0%
Dec-17	BP 05: Site Utilities _ Bali	5 : 5	0	0	0%	0	0%
Jan-18	BP 05: Site Utilities _ Bali	4 : 4	0	0	0%	0	0%
Feb-18	BP 05: Site Utilities _ Bali	4 : 4	0	0	0%	0	0%
Mar-18	BP 05: Site Utilities _ Bali	5 : 5	0	0	0%	0	0%
Apr-18	BP 05: Site Utilities _ Bali	5 : 5	0	0	0%	0	0%
May-18	BP 05: Site Utilities _ Bali	4 : 4	0	0	0%	0	0%
Jun-18	BP 05: Site Utilities _ Bali	5 : 5	0	0	0%	0	0%
Jul-18	BP 05: Site Utilities _ Bali	4 : 4	0	0	0%	0	0%
Aug-18	BP 05: Site Utilities _ Bali	2 : 2	0	0	0%	0	0%
Nov-16	BP 05: Site Utilities _ LA Signal	1 : 1	4	1	25%	0	0%
Oct-16	BP 05: Site Utilities _ Matt Chlor	1 : 1	2	0	0%	0	0%
Nov-16	BP 05: Site Utilities _ PCI	1 : 1	2	0	0%	0	0%
May-16	BP 07: Landscape _ Pierre Landscape	2 : 2	3	0	0%	0	0%
Jun-16	BP 07: Landscape _ Pierre Landscape	4 : 4	0	0	0%	0	0%
Jul-16	BP 07: Landscape _ Pierre Landscape	4 : 4	0	0	0%	0	0%
Aug-16	BP 07: Landscape _ Pierre Landscape	4 : 4	0	0	0%	0	0%
Sep-16	BP 07: Landscape _ Pierre Landscape	4 : 4	0	0	0%	0	0%
Oct-16	BP 07: Landscape _ Pierre Landscape	5 : 5	1	0	0%	0	0%
Nov-16	BP 07: Landscape _ Pierre Landscape	4 : 4	0	0	0%	0	0%
Dec-16	BP 07: Landscape _ Pierre Landscape	4 : 4	0	0	0%	0	0%
Jan-17	BP 07: Landscape _ Pierre Landscape	4 : 4	0	0	0%	0	0%
Feb-17	BP 07: Landscape _ Pierre Landscape	4 : 4	2	0	0%	0	0%
Mar-17	BP 07: Landscape _ Pierre Landscape	4 : 4	0	0	0%	0	0%
Apr-17	BP 07: Landscape _ Pierre Landscape	4 : 4	0	0	0%	0	0%
May-17	BP 07: Landscape _ Pierre Landscape	4 : 4	0	0	0%	0	0%
Jun-17	BP 07: Landscape _ Pierre Landscape	4 : 4	0	0	0%	0	0%
Jul-17	BP 07: Landscape _ Pierre Landscape	4 : 4	0	0	0%	0	0%
Aug-17	BP 07: Landscape _ Pierre Landscape	4 : 4	2	0	0%	0	0%
Sep-17	BP 07: Landscape _ Pierre Landscape	4 : 4	2	0	0%	0	0%
Oct-17	BP 07: Landscape _ Pierre Landscape	4 : 4	3	0	0%	0	0%
Nov-17	BP 07: Landscape _ Pierre Landscape	4 : 4	1	0	0%	0	0%
Dec-17	BP 07: Landscape _ Pierre Landscape	5 : 5	3	0	0%	0	0%
Jan-18	BP 07: Landscape _ Pierre Landscape	4 : 4	0	0	0%	0	0%
Feb-18	BP 07: Landscape _ Pierre Landscape	4 : 4	0	0	0%	0	0%
Mar-18	BP 07: Landscape _ Pierre Landscape	4 : 4	0	0	0%	0	0%
Apr-18	BP 07: Landscape _ Pierre Landscape	4 : 4	0	0	0%	0	0%
May-18	BP 07: Landscape _ Pierre Landscape	4 : 4	0	0	0%	0	0%
Jun-18	BP 07: Landscape _ Pierre Landscape	4 : 4	0	0	0%	0	0%
Jul-18	BP 07: Landscape _ Pierre Landscape	4 : 4	0	0	0%	0	0%
Aug-18	BP 07: Landscape _ Pierre Landscape	3 : 3	0	0	0%	0	0%
Feb-18	BP 07: Landscape _ Synscapes	1 : 1	6	6	100%	3	50%
Aug-16	BP 08: Struc Site Concrete _ Courtney	1 : 1	4	0	0%	0	0%
Sep-16	BP 08: Struc Site Concrete _ Courtney	4 : 4	0	0	0%	0	0%
Oct-16	BP 08: Struc Site Concrete _ Courtney	4 : 4	0	0	0%	0	0%
Nov-16	BP 08: Struc Site Concrete _ Courtney	4 : 4	0	0	0%	0	0%
Dec-16	BP 08: Struc Site Concrete _ Courtney	4 : 4	0	0	0%	0	0%
Jan-17	BP 08: Struc Site Concrete _ Courtney	5 : 5	0	0	0%	0	0%
Feb-17	BP 08: Struc Site Concrete _ Courtney	4 : 4	0	0	0%	0	0%
Mar-17	BP 08: Struc Site Concrete _ Courtney	4 : 4	11	11	100%	3	27%
Apr-17	BP 08: Struc Site Concrete _ Courtney	4 : 4	0	0	0%	0	0%
May-17	BP 08: Struc Site Concrete _ Courtney	4 : 4	0	0	0%	0	0%
Jun-17	BP 08: Struc Site Concrete _ Courtney	4 : 4	0	0	0%	0	0%
Jul-17	BP 08: Struc Site Concrete _ Courtney	4 : 4	0	0	0%	0	0%
Aug-17	BP 08: Struc Site Concrete _ Courtney	4 : 4	0	0	0%	0	0%
Sep-17	BP 08: Struc Site Concrete _ Courtney	4 : 4	0	0	0%	0	0%
Oct-17	BP 08: Struc Site Concrete _ Courtney	4 : 4	0	0	0%	0	0%
Nov-17	BP 08: Struc Site Concrete _ Courtney	4 : 4	0	0	0%	0	0%
Jun-16	BP 08: Struc Site Concrete _ Demcon	4 : 4	8	7	88%	5	71%
Jul-16	BP 08: Struc Site Concrete _ Demcon	4 : 4	6	5	83%	3	60%
Aug-16	BP 08: Struc Site Concrete _ Demcon	4 : 4	1	1	100%	1	100%
Sep-16	BP 08: Struc Site Concrete _ Demcon	4 : 4	0	0	0%	0	0%
Oct-16	BP 08: Struc Site Concrete _ Demcon	5 : 5	3	3	100%	1	33%
Nov-16	BP 08: Struc Site Concrete _ Demcon	4 : 4	1	0	0%	0	0%

Southwestern College - National City Higher Education Center
CBA Workforce Utilization Report (EXHIBIT 1)

Dec-16	BP 08: Struc Site Concrete	Demcon	4 : 4	1	1	100%	0	0%
Jan-17	BP 08: Struc Site Concrete	Demcon	4 : 4	0	0	0%	0	0%
Feb-17	BP 08: Struc Site Concrete	Demcon	4 : 4	18	6	33%	2	33%
Mar-17	BP 08: Struc Site Concrete	Demcon	4 : 4	25	19	76%	4	21%
Apr-17	BP 08: Struc Site Concrete	Demcon	4 : 4	3	3	100%	0	0%
May-17	BP 08: Struc Site Concrete	Demcon	4 : 4	1	1	100%	0	0%
Jun-17	BP 08: Struc Site Concrete	Demcon	4 : 4	1	1	100%	0	0%
Jul-17	BP 08: Struc Site Concrete	Demcon	5 : 5	0	0	0%	0	0%
Aug-17	BP 08: Struc Site Concrete	Demcon	4 : 4	8	7	88%	0	0%
Sep-17	BP 08: Struc Site Concrete	Demcon	4 : 4	1	0	0%	0	0%
Oct-17	BP 08: Struc Site Concrete	Demcon	4 : 4	0	0	0%	0	0%
Nov-17	BP 08: Struc Site Concrete	Demcon	4 : 4	3	1	33%	0	0%
Dec-17	BP 08: Struc Site Concrete	Demcon	5 : 5	4	3	75%	2	67%
Jan-18	BP 08: Struc Site Concrete	Demcon	4 : 4	1	1	100%	1	100%
Feb-18	BP 08: Struc Site Concrete	Demcon	4 : 4	0	0	0%	0	0%
Mar-18	BP 08: Struc Site Concrete	Demcon	4 : 4	0	0	0%	0	0%
Apr-18	BP 08: Struc Site Concrete	Demcon	4 : 4	0	0	0%	0	0%
May-18	BP 08: Struc Site Concrete	Demcon	4 : 4	0	0	0%	0	0%
Jun-18	BP 08: Struc Site Concrete	Demcon	4 : 4	0	0	0%	0	0%
Jul-18	BP 08: Struc Site Concrete	Demcon	4 : 4	0	0	0%	0	0%
Jul-16	BP 08: Struc Site Concrete	Merli Concrete Pumping	1 : 1	1	1	100%	0	0%
Aug-16	BP 08: Struc Site Concrete	Merli Concrete Pumping	4 : 4	1	1	100%	0	0%
Sep-16	BP 08: Struc Site Concrete	Merli Concrete Pumping	4 : 4	0	0	0%	0	0%
Oct-16	BP 08: Struc Site Concrete	Merli Concrete Pumping	4 : 4	0	0	0%	0	0%
Nov-16	BP 08: Struc Site Concrete	Merli Concrete Pumping	4 : 4	2	1	50%	0	0%
Dec-16	BP 08: Struc Site Concrete	Merli Concrete Pumping	5 : 5	0	0	0%	0	0%
Jan-17	BP 08: Struc Site Concrete	Merli Concrete Pumping	5 : 5	0	0	0%	0	0%
Feb-17	BP 08: Struc Site Concrete	Merli Concrete Pumping	4 : 4	0	0	0%	0	0%
Mar-17	BP 08: Struc Site Concrete	Merli Concrete Pumping	4 : 4	4	2	50%	1	50%
Apr-17	BP 08: Struc Site Concrete	Merli Concrete Pumping	4 : 4	3	1	33%	0	0%
May-17	BP 08: Struc Site Concrete	Merli Concrete Pumping	4 : 4	0	0	0%	0	0%
Jun-17	BP 08: Struc Site Concrete	Merli Concrete Pumping	4 : 4	0	0	0%	0	0%
Jul-17	BP 08: Struc Site Concrete	Merli Concrete Pumping	5 : 5	0	0	0%	0	0%
Aug-17	BP 08: Struc Site Concrete	Merli Concrete Pumping	4 : 4	0	0	0%	0	0%
Sep-17	BP 08: Struc Site Concrete	Merli Concrete Pumping	4 : 4	0	0	0%	0	0%
Oct-17	BP 08: Struc Site Concrete	Merli Concrete Pumping	4 : 4	0	0	0%	0	0%
Nov-17	BP 08: Struc Site Concrete	Merli Concrete Pumping	4 : 4	0	0	0%	0	0%
Dec-17	BP 08: Struc Site Concrete	Merli Concrete Pumping	5 : 5	1	0	0%	0	0%
Jan-18	BP 08: Struc Site Concrete	Merli Concrete Pumping	4 : 4	1	1	100%	0	0%
Feb-18	BP 08: Struc Site Concrete	Merli Concrete Pumping	4 : 4	0	0	0%	0	0%
Mar-18	BP 08: Struc Site Concrete	Merli Concrete Pumping	3 : 3	0	0	0%	0	0%
Sep-17	BP 08: Struc Site Concrete	Payco	1 : 1	2	2	100%	1	50%
Aug-17	BP 08: Struc Site Concrete	RAP Eng	3 : 3	9	9	100%	0	0%
Sep-17	BP 08: Struc Site Concrete	RAP Eng	4 : 4	1	1	100%	0	0%
Oct-17	BP 08: Struc Site Concrete	RAP Eng	4 : 4	0	0	0%	0	0%
Nov-17	BP 08: Struc Site Concrete	RAP Eng	4 : 4	0	0	0%	0	0%
Dec-17	BP 08: Struc Site Concrete	RAP Eng	4 : 4	0	0	0%	0	0%
Jan-18	BP 08: Struc Site Concrete	RAP Eng	4 : 4	0	0	0%	0	0%
Feb-18	BP 08: Struc Site Concrete	RAP Eng	4 : 4	2	2	100%	0	0%
Mar-18	BP 08: Struc Site Concrete	RAP Eng	3 : 3	0	0	0%	0	0%
Jul-16	BP 08: Struc Site Concrete	Quality Rebar	2 : 2	6	6	100%	1	17%
Aug-16	BP 08: Struc Site Concrete	Quality Rebar	4 : 4	2	2	100%	0	0%
Sep-16	BP 08: Struc Site Concrete	Quality Rebar	4 : 4	0	0	0%	0	0%
Oct-16	BP 08: Struc Site Concrete	Quality Rebar	4 : 4	1	1	100%	0	0%
Nov-16	BP 08: Struc Site Concrete	Quality Rebar	4 : 4	9	7	78%	1	14%
Dec-16	BP 08: Struc Site Concrete	Quality Rebar	4 : 4	0	0	0%	0	0%
Jan-17	BP 08: Struc Site Concrete	Quality Rebar	5 : 5	0	0	0%	0	0%
Feb-17	BP 08: Struc Site Concrete	Quality Rebar	4 : 4	3	3	100%	0	0%
Mar-17	BP 08: Struc Site Concrete	Quality Rebar	4 : 4	2	2	100%	0	0%
Apr-17	BP 08: Struc Site Concrete	Quality Rebar	4 : 4	1	1	100%	0	0%
May-17	BP 08: Struc Site Concrete	Quality Rebar	4 : 4	0	0	0%	0	0%
Jun-17	BP 08: Struc Site Concrete	Quality Rebar	4 : 4	0	0	0%	0	0%
Jul-17	BP 08: Struc Site Concrete	Quality Rebar	4 : 4	0	0	0%	0	0%
Aug-17	BP 08: Struc Site Concrete	Quality Rebar	4 : 4	1	1	100%	0	0%
Sep-17	BP 08: Struc Site Concrete	Quality Rebar	4 : 4	0	0	0%	0	0%
Oct-17	BP 08: Struc Site Concrete	Quality Rebar	4 : 4	0	0	0%	0	0%
Nov-17	BP 08: Struc Site Concrete	Quality Rebar	4 : 4	1	1	100%	1	100%
Dec-17	BP 08: Struc Site Concrete	Quality Rebar	5 : 5	1	1	100%	0	0%
Jan-18	BP 08: Struc Site Concrete	Quality Rebar	4 : 4	0	0	0%	0	0%
Feb-18	BP 08: Struc Site Concrete	Quality Rebar	4 : 4	0	0	0%	0	0%
Dec-16	BP 09: Structural Steel	Bragg Crane	2 : 2	1	1	100%	0	0%
Jan-17	BP 09: Structural Steel	Bragg Crane	2 : 2	0	0	0%	0	0%
Dec-16	BP 09: Structural Steel	ConXTech	2 : 2	10	4	40%	2	50%
Jan-17	BP 09: Structural Steel	ConXTech	4 : 4	4	4	100%	1	25%
Feb-17	BP 09: Structural Steel	ConXTech	4 : 4	0	0	0%	0	0%
Jun-17	BP 12: Lab Casework	ISEC	0 : 0	0	0	0%	0	0%
Jul-17	BP 12: Lab Casework	ISEC	1 : 1	1	1	100%	0	0%
Aug-17	BP 12: Lab Casework	ISEC	4 : 4	8	6	75%	1	17%
Sep-17	BP 12: Lab Casework	ISEC	4 : 4	5	5	100%	1	20%
Oct-17	BP 12: Lab Casework	ISEC	4 : 4	0	0	0%	0	0%
Nov-17	BP 12: Lab Casework	ISEC	4 : 4	0	0	0%	0	0%
Dec-17	BP 12: Lab Casework	ISEC	5 : 5	1	1	100%	1	100%
Jan-18	BP 12: Lab Casework	ISEC	4 : 4	3	3	100%	1	33%
Feb-18	BP 12: Lab Casework	ISEC	4 : 4	1	1	100%	0	0%
Mar-18	BP 12: Lab Casework	ISEC	1 : 1	0	0	0%	0	0%
Nov-17	BP 12: Lab Casework	Wilson & Hampton	1 : 1	1	0	0%	0	0%
Jun-17	BP 13: Roofing	Bob's Crane	3 : 3	1	1	100%	0	0%
May-17	BP 13: Roofing	Roof Construction	4 : 4	3	3	100%	0	0%
Jun-17	BP 13: Roofing	Roof Construction	4 : 4	10	9	90%	3	33%
Jul-17	BP 13: Roofing	Roof Construction	4 : 4	3	1	33%	0	0%
Aug-17	BP 13: Roofing	Roof Construction	4 : 4	0	0	0%	0	0%

Southwestern College - National City Higher Education Center
CBA Workforce Utilization Report (EXHIBIT 1)

Sep-17	BP 13: Roofing_Roof Construction	4 : 4	0	0	0%	0	0%
Oct-17	BP 13: Roofing_Roof Construction	4 : 4	0	0	0%	0	0%
Nov-17	BP 13: Roofing_Roof Construction	4 : 4	0	0	0%	0	0%
Dec-17	BP 13: Roofing_Roof Construction	4 : 4	0	0	0%	0	0%
Jan-18	BP 13: Roofing_Roof Construction	4 : 4	0	0	0%	0	0%
Feb-18	BP 13: Roofing_Roof Construction	4 : 4	2	1	50%	0	0%
Mar-18	BP 13: Roofing_Roof Construction	4 : 4	0	0	0%	0	0%
Apr-18	BP 13: Roofing_Roof Construction	4 : 4	0	0	0%	0	0%
May-18	BP 13: Roofing_Roof Construction	4 : 4	0	0	0%	0	0%
Jun-18	BP 13: Roofing_Roof Construction	3 : 3	0	0	0%	0	0%
Jul-16	BP 15: Glazing_Centex	2 : 2	3	3	100%	0	0%
Aug-16	BP 15: Glazing_Centex	4 : 4	0	0	0%	0	0%
Sep-16	BP 15: Glazing_Centex	4 : 4	0	0	0%	0	0%
Oct-16	BP 15: Glazing_Centex	4 : 4	2	2	100%	0	0%
Nov-16	BP 15: Glazing_Centex	4 : 4	0	0	0%	0	0%
Dec-16	BP 15: Glazing_Centex	4 : 4	1	1	100%	0	0%
Jan-17	BP 15: Glazing_Centex	5 : 5	3	3	100%	0	0%
Feb-17	BP 15: Glazing_Centex	4 : 4	0	0	0%	0	0%
Mar-17	BP 15: Glazing_Centex	4 : 4	0	0	0%	0	0%
Apr-17	BP 15: Glazing_Centex	4 : 4	0	0	0%	0	0%
May-17	BP 15: Glazing_Centex	4 : 4	0	0	0%	0	0%
Jun-17	BP 15: Glazing_Centex	4 : 4	0	0	0%	0	0%
Jul-17	BP 15: Glazing_Centex	5 : 5	2	2	100%	0	0%
Aug-17	BP 15: Glazing_Centex	4 : 4	0	0	0%	0	0%
Sep-17	BP 15: Glazing_Centex	4 : 4	0	0	0%	0	0%
Oct-17	BP 15: Glazing_Centex	4 : 4	0	0	0%	0	0%
Nov-17	BP 15: Glazing_Centex	4 : 4	0	0	0%	0	0%
Dec-17	BP 15: Glazing_Centex	5 : 5	0	0	0%	0	0%
Jan-18	BP 15: Glazing_Centex	4 : 4	0	0	0%	0	0%
Feb-18	BP 15: Glazing_Centex	4 : 4	1	1	100%	0	0%
Jan-18	BP 15: Glazing_Assa Abloy	2 : 2	2	1	50%	0	0%
Jul-16	BP 16: Doors Frames HW_Johnson Finch McClure	4 : 4	3	3	100%	0	0%
Aug-16	BP 16: Doors Frames HW_Johnson Finch McClure	5 : 5	0	0	0%	0	0%
Sep-16	BP 16: Doors Frames HW_Johnson Finch McClure	4 : 4	0	0	0%	0	0%
Oct-16	BP 16: Doors Frames HW_Johnson Finch McClure	4 : 4	2	1	50%	1	100%
Nov-16	BP 16: Doors Frames HW_Johnson Finch McClure	5 : 5	0	0	0%	0	0%
Dec-16	BP 16: Doors Frames HW_Johnson Finch McClure	4 : 4	0	0	0%	0	0%
Jan-17	BP 16: Doors Frames HW_Johnson Finch McClure	5 : 5	0	0	0%	0	0%
Feb-17	BP 16: Doors Frames HW_Johnson Finch McClure	4 : 4	0	0	0%	0	0%
Mar-17	BP 16: Doors Frames HW_Johnson Finch McClure	4 : 4	0	0	0%	0	0%
Apr-17	BP 16: Doors Frames HW_Johnson Finch McClure	5 : 5	4	4	100%	3	75%
May-17	BP 16: Doors Frames HW_Johnson Finch McClure	4 : 4	3	3	100%	2	67%
Jun-17	BP 16: Doors Frames HW_Johnson Finch McClure	4 : 4	1	1	100%	0	0%
Jul-17	BP 16: Doors Frames HW_Johnson Finch McClure	5 : 5	1	1	100%	0	0%
Aug-17	BP 16: Doors Frames HW_Johnson Finch McClure	4 : 4	0	0	0%	0	0%
Sep-17	BP 16: Doors Frames HW_Johnson Finch McClure	4 : 4	0	0	0%	0	0%
Oct-17	BP 16: Doors Frames HW_Johnson Finch McClure	4 : 4	0	0	0%	0	0%
Nov-17	BP 16: Doors Frames HW_Johnson Finch McClure	4 : 4	0	0	0%	0	0%
Dec-17	BP 16: Doors Frames HW_Johnson Finch McClure	5 : 5	4	2	50%	0	0%
Jan-18	BP 16: Doors Frames HW_Johnson Finch McClure	4 : 4	1	1	100%	0	0%
Feb-18	BP 16: Doors Frames HW_Johnson Finch McClure	4 : 4	0	0	0%	0	0%
Mar-18	BP 16: Doors Frames HW_Johnson Finch McClure	4 : 4	0	0	0%	0	0%
Apr-18	BP 16: Doors Frames HW_Johnson Finch McClure	4 : 4	2	2	100%	0	0%
May-18	BP 16: Doors Frames HW_Johnson Finch McClure	4 : 4	0	0	0%	0	0%
Jun-18	BP 16: Doors Frames HW_Johnson Finch McClure	2 : 2	0	0	0%	0	0%
Aug-17	BP 16: Doors Frames HW_ESS	2 : 2	2	2	100%	1	50%
Sep-17	BP 16: Doors Frames HW_ESS	4 : 4	0	0	0%	0	0%
Oct-17	BP 16: Doors Frames HW_ESS	4 : 4	0	0	0%	0	0%
Nov-17	BP 16: Doors Frames HW_ESS	4 : 4	1	1	100%	1	100%
Dec-17	BP 16: Doors Frames HW_ESS	4 : 4	2	2	100%	0	0%
Jan-18	BP 16: Doors Frames HW_ESS	4 : 4	0	0	0%	0	0%
Feb-18	BP 16: Doors Frames HW_ESS	3 : 3	0	0	0%	0	0%
Jul-16	BP 16: Doors Frames HW_Superior Door Systems	2 : 2	3	3	100%	0	0%
Aug-16	BP 16: Doors Frames HW_Superior Door Systems	4 : 4	2	2	100%	2	100%
Sep-16	BP 16: Doors Frames HW_Superior Door Systems	4 : 4	0	0	0%	0	0%
Oct-16	BP 16: Doors Frames HW_Superior Door Systems	3 : 3	0	0	0%	0	0%
Jun-16	BP 17: Paint_Everlast	4 : 4	6	1	17%	0	0%
Jul-16	BP 17: Paint_Everlast	4 : 4	1	1	100%	1	100%
Aug-16	BP 17: Paint_Everlast	4 : 4	3	3	100%	2	67%
Sep-16	BP 17: Paint_Everlast	4 : 4	0	0	0%	0	0%
Oct-16	BP 17: Paint_Everlast	4 : 4	3	0	0%	0	0%
Nov-16	BP 17: Paint_Everlast	4 : 4	1	0	0%	0	0%
Dec-16	BP 17: Paint_Everlast	3 : 3	0	0	0%	0	0%
Jul-17	BP 17: Paint_Hasson	4 : 4	4	4	100%	1	25%
Aug-17	BP 17: Paint_Hasson	4 : 4	0	0	0%	0	0%
Sep-17	BP 17: Paint_Hasson	4 : 4	0	0	0%	0	0%
Oct-17	BP 17: Paint_Hasson	4 : 4	1	1	100%	0	0%
Nov-17	BP 17: Paint_Hasson	5 : 5	2	2	100%	2	100%
Dec-17	BP 17: Paint_Hasson	5 : 5	2	2	100%	2	100%
Jan-18	BP 17: Paint_Hasson	4 : 4	1	1	100%	0	0%
Feb-18	BP 17: Paint_Hasson	4 : 4	0	0	0%	0	0%
Mar-18	BP 17: Paint_Hasson	4 : 4	1	0	0%	0	0%
Jun-16	BP 19: Mt Stds, DW, Ins_CMS Interior	2 : 2	3	3	100%	0	0%
Jul-16	BP 19: Mt Stds, DW, Ins_CMS Interior	4 : 4	0	0	0%	0	0%
Aug-16	BP 19: Mt Stds, DW, Ins_CMS Interior	4 : 4	3	3	100%	0	0%
Sep-16	BP 19: Mt Stds, DW, Ins_CMS Interior	4 : 4	4	4	100%	1	25%
Oct-16	BP 19: Mt Stds, DW, Ins_CMS Interior	4 : 4	0	0	0%	0	0%
Nov-16	BP 19: Mt Stds, DW, Ins_CMS Interior	4 : 4	0	0	0%	0	0%
Dec-16	BP 19: Mt Stds, DW, Ins_CMS Interior	4 : 4	0	0	0%	0	0%
Jan-17	BP 19: Mt Stds, DW, Ins_CMS Interior	5 : 5	0	0	0%	0	0%
Feb-17	BP 19: Mt Stds, DW, Ins_CMS Interior	4 : 4	0	0	0%	0	0%

Southwestern College - National City Higher Education Center
CBA Workforce Utilization Report (EXHIBIT 1)

Mar-17	BP 19: Mt Stds, DW, Ins	CMS Interior	4 : 4	0	0	0%	0	0%
Apr-17	BP 19: Mt Stds, DW, Ins	CMS Interior	4 : 4	0	0	0%	0	0%
May-17	BP 19: Mt Stds, DW, Ins	CMS Interior	4 : 4	0	0	0%	0	0%
Jun-17	BP 19: Mt Stds, DW, Ins	CMS Interior	4 : 4	0	0	0%	0	0%
Jul-17	BP 19: Mt Stds, DW, Ins	CMS Interior	4 : 4	3	1	33%	0	0%
Aug-17	BP 19: Mt Stds, DW, Ins	CMS Interior	4 : 4	0	0	0%	0	0%
Sep-17	BP 19: Mt Stds, DW, Ins	CMS Interior	4 : 4	0	0	0%	0	0%
Oct-17	BP 19: Mt Stds, DW, Ins	CMS Interior	4 : 4	2	1	50%	0	0%
Nov-17	BP 19: Mt Stds, DW, Ins	CMS Interior	4 : 4	1	1	100%	0	0%
Dec-17	BP 19: Mt Stds, DW, Ins	CMS Interior	5 : 5	0	0	0%	0	0%
Jan-18	BP 19: Mt Stds, DW, Ins	CMS Interior	4 : 4	0	0	0%	0	0%
Feb-18	BP 19: Mt Stds, DW, Ins	CMS Interior	4 : 4	0	0	0%	0	0%
Mar-18	BP 19: Mt Stds, DW, Ins	CMS Interior	4 : 4	0	0	0%	0	0%
Apr-18	BP 19: Mt Stds, DW, Ins	CMS Interior	1 : 1	0	0	0%	0	0%
Apr-16	BP 19: Mt Stds, DW, Ins	Johnson Finch McClure	1 : 1	4	4	100%	0	0%
May-16	BP 19: Mt Stds, DW, Ins	Johnson Finch McClure	5 : 5	2	2	100%	0	0%
Jun-16	BP 19: Mt Stds, DW, Ins	Johnson Finch McClure	4 : 4	6	6	100%	3	50%
Jul-16	BP 19: Mt Stds, DW, Ins	Johnson Finch McClure	4 : 4	11	11	100%	10	91%
Aug-16	BP 19: Mt Stds, DW, Ins	Johnson Finch McClure	4 : 4	6	6	100%	4	67%
Sep-16	BP 19: Mt Stds, DW, Ins	Johnson Finch McClure	4 : 4	0	0	0%	0	0%
Oct-16	BP 19: Mt Stds, DW, Ins	Johnson Finch McClure	4 : 4	0	0	0%	0	0%
Nov-16	BP 19: Mt Stds, DW, Ins	Johnson Finch McClure	4 : 4	0	0	0%	0	0%
Dec-16	BP 19: Mt Stds, DW, Ins	Johnson Finch McClure	4 : 4	0	0	0%	0	0%
Jan-17	BP 19: Mt Stds, DW, Ins	Johnson Finch McClure	5 : 5	1	1	100%	0	0%
Feb-17	BP 19: Mt Stds, DW, Ins	Johnson Finch McClure	4 : 4	0	0	0%	0	0%
Mar-17	BP 19: Mt Stds, DW, Ins	Johnson Finch McClure	4 : 4	6	6	100%	2	33%
Apr-17	BP 19: Mt Stds, DW, Ins	Johnson Finch McClure	5 : 5	14	14	100%	4	29%
May-17	BP 19: Mt Stds, DW, Ins	Johnson Finch McClure	4 : 4	20	17	85%	6	35%
Jun-17	BP 19: Mt Stds, DW, Ins	Johnson Finch McClure	4 : 4	20	20	100%	5	25%
Jul-17	BP 19: Mt Stds, DW, Ins	Johnson Finch McClure	5 : 5	17	17	100%	9	53%
Aug-17	BP 19: Mt Stds, DW, Ins	Johnson Finch McClure	4 : 4	10	8	80%	2	25%
Sep-17	BP 19: Mt Stds, DW, Ins	Johnson Finch McClure	4 : 4	9	8	89%	2	25%
Oct-17	BP 19: Mt Stds, DW, Ins	Johnson Finch McClure	4 : 4	3	3	100%	0	0%
Nov-17	BP 19: Mt Stds, DW, Ins	Johnson Finch McClure	4 : 4	2	2	100%	0	0%
Dec-17	BP 19: Mt Stds, DW, Ins	Johnson Finch McClure	5 : 5	3	3	100%	0	0%
Jan-18	BP 19: Mt Stds, DW, Ins	Johnson Finch McClure	4 : 4	1	1	100%	1	100%
Feb-18	BP 19: Mt Stds, DW, Ins	Johnson Finch McClure	4 : 4	0	0	0%	0	0%
Mar-18	BP 19: Mt Stds, DW, Ins	Johnson Finch McClure	4 : 4	0	0	0%	0	0%
Apr-18	BP 19: Mt Stds, DW, Ins	Johnson Finch McClure	4 : 4	0	0	0%	0	0%
May-18	BP 19: Mt Stds, DW, Ins	Johnson Finch McClure	4 : 4	0	0	0%	0	0%
Jun-18	BP 19: Mt Stds, DW, Ins	Johnson Finch McClure	4 : 4	0	0	0%	0	0%
Jul-18	BP 19: Mt Stds, DW, Ins	Johnson Finch McClure	4 : 4	1	1	100%	0	0%
Aug-18	BP 19: Mt Stds, DW, Ins	Johnson Finch McClure	3 : 3	2	2	100%	0	0%
Mar-17	BP 19: Mt Stds, DW, Ins	Commercial Scaffold	2 : 2	4	4	100%	0	0%
Apr-17	BP 19: Mt Stds, DW, Ins	Commercial Scaffold	5 : 5	7	4	57%	0	0%
May-17	BP 19: Mt Stds, DW, Ins	Commercial Scaffold	4 : 4	2	2	100%	0	0%
Jun-17	BP 19: Mt Stds, DW, Ins	Commercial Scaffold	4 : 4	3	3	100%	0	0%
Jul-17	BP 19: Mt Stds, DW, Ins	Commercial Scaffold	4 : 4	0	0	0%	0	0%
Aug-17	BP 19: Mt Stds, DW, Ins	Commercial Scaffold	4 : 4	3	1	33%	0	0%
Sep-17	BP 19: Mt Stds, DW, Ins	Commercial Scaffold	3 : 3	1	1	100%	0	0%
Jan-17	BP 20: Tile	Continental Marble & Tile	5 : 5	2	2	100%	2	100%
Feb-17	BP 20: Tile	Continental Marble & Tile	4 : 4	0	0	0%	0	0%
Mar-17	BP 20: Tile	Continental Marble & Tile	4 : 4	0	0	0%	0	0%
Apr-17	BP 20: Tile	Continental Marble & Tile	4 : 4	0	0	0%	0	0%
May-17	BP 20: Tile	Continental Marble & Tile	4 : 4	0	0	0%	0	0%
Jun-17	BP 20: Tile	Continental Marble & Tile	4 : 4	5	2	40%	0	0%
Jul-17	BP 20: Tile	Continental Marble & Tile	5 : 5	1	0	0%	0	0%
Aug-17	BP 20: Tile	Continental Marble & Tile	4 : 4	0	0	0%	0	0%
Sep-17	BP 20: Tile	Continental Marble & Tile	4 : 4	3	3	100%	3	100%
Oct-17	BP 20: Tile	Continental Marble & Tile	5 : 5	5	0	0%	0	0%
Nov-17	BP 20: Tile	Continental Marble & Tile	4 : 4	0	0	0%	0	0%
Dec-17	BP 20: Tile	Continental Marble & Tile	1 : 1	0	0	0%	0	0%
Oct-16	BP 21: Specialties	Brady	3 : 3	2	2	100%	0	0%
Nov-16	BP 21: Specialties	Brady	4 : 4	0	0	0%	0	0%
Dec-16	BP 21: Specialties	Brady	4 : 4	0	0	0%	0	0%
Jan-17	BP 21: Specialties	Brady	5 : 5	0	0	0%	0	0%
Feb-17	BP 21: Specialties	Brady	4 : 4	0	0	0%	0	0%
Mar-17	BP 21: Specialties	Brady	4 : 4	0	0	0%	0	0%
Apr-17	BP 21: Specialties	Brady	4 : 4	0	0	0%	0	0%
May-17	BP 21: Specialties	Brady	4 : 4	0	0	0%	0	0%
Jun-17	BP 21: Specialties	Brady	4 : 4	0	0	0%	0	0%
Jul-17	BP 21: Specialties	Brady	4 : 4	1	1	100%	0	0%
Aug-17	BP 21: Specialties	Brady	4 : 4	0	0	0%	0	0%
Sep-17	BP 21: Specialties	Brady	4 : 4	0	0	0%	0	0%
Oct-17	BP 21: Specialties	Brady	4 : 4	4	4	100%	1	25%
Nov-17	BP 21: Specialties	Brady	4 : 4	1	1	100%	0	0%
Dec-17	BP 21: Specialties	Brady	4 : 4	1	1	100%	1	100%
Jan-18	BP 21: Specialties	Brady	4 : 4	0	0	0%	0	0%
Feb-18	BP 21: Specialties	Brady	4 : 4	0	0	0%	0	0%
Mar-18	BP 21: Specialties	Brady	4 : 4	0	0	0%	0	0%
Apr-18	BP 21: Specialties	Brady	4 : 4	0	0	0%	0	0%
Nov-16	BP 22: Signage	A Good Sign	2 : 2	1	0	0%	0	0%
Dec-16	BP 22: Signage	A Good Sign	4 : 4	0	0	0%	0	0%
Jan-17	BP 22: Signage	A Good Sign	5 : 5	0	0	0%	0	0%
Feb-17	BP 22: Signage	A Good Sign	4 : 4	0	0	0%	0	0%
Mar-17	BP 22: Signage	A Good Sign	4 : 4	0	0	0%	0	0%
Apr-17	BP 22: Signage	A Good Sign	5 : 5	1	0	0%	0	0%
May-17	BP 22: Signage	A Good Sign	4 : 4	0	0	0%	0	0%
Jun-17	BP 22: Signage	A Good Sign	4 : 4	1	1	100%	1	100%
Jul-17	BP 22: Signage	A Good Sign	4 : 4	3	0	0%	0	0%
Aug-17	BP 22: Signage	A Good Sign	4 : 4	1	0	0%	0	0%

Southwestern College - National City Higher Education Center
CBA Workforce Utilization Report (EXHIBIT 1)

Sep-17	BP 22: Signage _ A Good Sign	4 : 4	0	0	0%	0	0%
Oct-17	BP 22: Signage _ A Good Sign	4 : 4	0	0	0%	0	0%
Nov-17	BP 22: Signage _ A Good Sign	4 : 4	0	0	0%	0	0%
Dec-17	BP 22: Signage _ A Good Sign	5 : 5	0	0	0%	0	0%
Jan-18	BP 22: Signage _ A Good Sign	4 : 4	3	0	0%	0	0%
Feb-18	BP 22: Signage _ A Good Sign	4 : 4	1	0	0%	0	0%
Mar-18	BP 22: Signage _ A Good Sign	4 : 4	0	0	0%	0	0%
Apr-18	BP 22: Signage _ A Good Sign	4 : 4	0	0	0%	0	0%
May-18	BP 22: Signage _ A Good Sign	4 : 4	0	0	0%	0	0%
Jun-18	BP 22: Signage _ A Good Sign	4 : 4	0	0	0%	0	0%
Jul-18	BP 22: Signage _ A Good Sign	5 : 5	2	0	0%	0	0%
Aug-18	BP 22: Signage _ A Good Sign	4 : 4	0	0	0%	0	0%
Sep-18	BP 22: Signage _ A Good Sign	1 : 1	1	0	0%	0	0%
Dec-16	BP 23: Window Treatments _ Sheward Sons	1 : 1	3	0	0%	0	0%
Jan-17	BP 23: Window Treatments _ Sheward Sons	5 : 5	0	0	0%	0	0%
Feb-17	BP 23: Window Treatments _ Sheward Sons	4 : 4	0	0	0%	0	0%
Mar-17	BP 23: Window Treatments _ Sheward Sons	4 : 4	0	0	0%	0	0%
Apr-17	BP 23: Window Treatments _ Sheward Sons	5 : 5	0	0	0%	0	0%
May-17	BP 23: Window Treatments _ Sheward Sons	4 : 4	0	0	0%	0	0%
Jun-17	BP 23: Window Treatments _ Sheward Sons	4 : 4	0	0	0%	0	0%
Jul-17	BP 23: Window Treatments _ Sheward Sons	4 : 4	0	0	0%	0	0%
Aug-17	BP 23: Window Treatments _ Sheward Sons	4 : 4	0	0	0%	0	0%
Sep-17	BP 23: Window Treatments _ Sheward Sons	4 : 4	0	0	0%	0	0%
Oct-17	BP 23: Window Treatments _ Sheward Sons	5 : 5	0	0	0%	0	0%
Nov-17	BP 23: Window Treatments _ Sheward Sons	4 : 4	0	0	0%	0	0%
Dec-17	BP 23: Window Treatments _ Sheward Sons	5 : 5	0	0	0%	0	0%
Jan-18	BP 23: Window Treatments _ Sheward Sons	5 : 5	2	0	0%	0	0%
Feb-18	BP 23: Window Treatments _ Sheward Sons	4 : 4	1	0	0%	0	0%
Mar-18	BP 23: Window Treatments _ Sheward Sons	4 : 4	0	0	0%	0	0%
Apr-18	BP 23: Window Treatments _ Sheward Sons	5 : 5	0	0	0%	0	0%
May-18	BP 23: Window Treatments _ Sheward Sons	4 : 4	1	0	0%	0	0%
Jun-18	BP 23: Window Treatments _ Sheward Sons	4 : 4	0	0	0%	0	0%
Jul-18	BP 23: Window Treatments _ Sheward Sons	5 : 5	1	0	0%	0	0%
Aug-18	BP 23: Window Treatments _ Sheward Sons	4 : 4	0	0	0%	0	0%
Sep-18	BP 23: Window Treatments _ Sheward Sons	1 : 1	0	0	0%	0	0%
Mar-16	BP 26: Plumbing _ Advance Plumbing	2 : 2	2	2	100%	0	0%
Apr-16	BP 26: Plumbing _ Advance Plumbing	4 : 4	0	0	0%	0	0%
May-16	BP 26: Plumbing _ Advance Plumbing	4 : 4	1	1	100%	0	0%
Jun-16	BP 26: Plumbing _ Advance Plumbing	5 : 5	1	1	100%	0	0%
Jul-16	BP 26: Plumbing _ Advance Plumbing	4 : 4	0	0	0%	0	0%
Aug-16	BP 26: Plumbing _ Advance Plumbing	4 : 4	0	0	0%	0	0%
Sep-16	BP 26: Plumbing _ Advance Plumbing	4 : 4	0	0	0%	0	0%
Oct-16	BP 26: Plumbing _ Advance Plumbing	4 : 4	0	0	0%	0	0%
Nov-16	BP 26: Plumbing _ Advance Plumbing	4 : 4	5	5	100%	0	0%
Dec-16	BP 26: Plumbing _ Advance Plumbing	4 : 4	3	3	100%	1	33%
Jan-17	BP 26: Plumbing _ Advance Plumbing	5 : 5	0	0	0%	0	0%
Feb-17	BP 26: Plumbing _ Advance Plumbing	4 : 4	5	5	100%	1	20%
Mar-17	BP 26: Plumbing _ Advance Plumbing	5 : 5	1	1	100%	0	0%
Apr-17	BP 26: Plumbing _ Advance Plumbing	4 : 4	7	7	100%	1	14%
May-17	BP 26: Plumbing _ Advance Plumbing	4 : 4	1	1	100%	0	0%
Jun-17	BP 26: Plumbing _ Advance Plumbing	4 : 4	0	0	0%	0	0%
Jul-17	BP 26: Plumbing _ Advance Plumbing	4 : 4	0	0	0%	0	0%
Aug-17	BP 26: Plumbing _ Advance Plumbing	4 : 4	1	1	100%	0	0%
Sep-17	BP 26: Plumbing _ Advance Plumbing	4 : 4	1	1	100%	0	0%
Oct-17	BP 26: Plumbing _ Advance Plumbing	4 : 4	2	2	100%	0	0%
Nov-17	BP 26: Plumbing _ Advance Plumbing	4 : 4	1	1	100%	0	0%
Dec-17	BP 26: Plumbing _ Advance Plumbing	4 : 4	1	1	100%	0	0%
Jan-18	BP 26: Plumbing _ Advance Plumbing	4 : 4	1	1	100%	0	0%
Feb-18	BP 26: Plumbing _ Advance Plumbing	4 : 4	0	0	0%	0	0%
Mar-18	BP 26: Plumbing _ Advance Plumbing	4 : 4	0	0	0%	0	0%
Apr-18	BP 26: Plumbing _ Advance Plumbing	4 : 4	0	0	0%	0	0%
May-18	BP 26: Plumbing _ Advance Plumbing	5 : 5	0	0	0%	0	0%
May-17	BP 26: Plumbing _ Farwest	2 : 2	2	1	50%	0	0%
Jun-17	BP 26: Plumbing _ Farwest	4 : 4	7	6	86%	3	50%
Jul-17	BP 26: Plumbing _ Farwest	5 : 5	0	0	0%	0	0%
Aug-17	BP 26: Plumbing _ Farwest	4 : 4	0	0	0%	0	0%
Sep-17	BP 26: Plumbing _ Farwest	4 : 4	0	0	0%	0	0%
Oct-17	BP 26: Plumbing _ Farwest	4 : 4	0	0	0%	0	0%
Nov-17	BP 26: Plumbing _ Farwest	4 : 4	1	1	100%	0	0%
Dec-17	BP 26: Plumbing _ Farwest	5 : 5	0	0	0%	0	0%
Jan-18	BP 26: Plumbing _ Farwest	4 : 4	0	0	0%	0	0%
Feb-18	BP 26: Plumbing _ Farwest	4 : 4	0	0	0%	0	0%
Mar-18	BP 26: Plumbing _ Farwest	2 : 2	0	0	0%	0	0%
Jun-16	BP 26: Plumbing _ TC Welding	1 : 1	1	1	100%	0	0%
May-17	BP 27: HVAC _ Baker (sub to Albiero)	4 : 4	1	1	100%	0	0%
Jun-17	BP 27: HVAC _ Baker (sub to Albiero)	4 : 4	0	0	0%	0	0%
Jul-17	BP 27: HVAC _ Baker (sub to Albiero)	4 : 4	0	0	0%	0	0%
Aug-17	BP 27: HVAC _ Baker (sub to Albiero)	4 : 4	5	4	80%	0	0%
Sep-17	BP 27: HVAC _ Baker (sub to Albiero)	4 : 4	0	0	0%	0	0%
Oct-17	BP 27: HVAC _ Baker (sub to Albiero)	4 : 4	1	1	100%	1	100%
Nov-17	BP 27: HVAC _ Baker (sub to Albiero)	4 : 4	0	0	0%	0	0%
Dec-17	BP 27: HVAC _ Baker (sub to Albiero)	4 : 4	0	0	0%	0	0%
Jan-18	BP 27: HVAC _ Baker (sub to Albiero)	4 : 4	0	0	0%	0	0%
Feb-18	BP 27: HVAC _ Baker (sub to Albiero)	4 : 4	0	0	0%	0	0%
Mar-18	BP 27: HVAC _ Baker (sub to Albiero)	4 : 4	0	0	0%	0	0%
Apr-18	BP 27: HVAC _ Baker (sub to Albiero)	3 : 3	0	0	0%	0	0%
Jun-16	BP 27: HVAC _ Baker (sub to Climatec)	3 : 3	2	2	100%	1	50%
Jul-16	BP 27: HVAC _ Baker (sub to Climatec)	4 : 4	0	0	0%	0	0%
Aug-16	BP 27: HVAC _ Baker (sub to Climatec)	4 : 4	3	2	67%	0	0%
Sep-16	BP 27: HVAC _ Baker (sub to Climatec)	4 : 4	0	0	0%	0	0%
Oct-16	BP 27: HVAC _ Baker (sub to Climatec)	4 : 4	1	1	100%	0	0%

Southwestern College - National City Higher Education Center
CBA Workforce Utilization Report (EXHIBIT 1)

Nov-16	BP 27: HVAC	Baker (sub to Climatec)	4 : 4	0	0	0%	0	0%
Dec-16	BP 27: HVAC	Baker (sub to Climatec)	4 : 4	0	0	0%	0	0%
Jan-17	BP 27: HVAC	Baker (sub to Climatec)	5 : 5	0	0	0%	0	0%
Feb-17	BP 27: HVAC	Baker (sub to Climatec)	4 : 4	0	0	0%	0	0%
Mar-17	BP 27: HVAC	Baker (sub to Climatec)	4 : 4	0	0	0%	0	0%
Apr-17	BP 27: HVAC	Baker (sub to Climatec)	5 : 5	0	0	0%	0	0%
May-17	BP 27: HVAC	Baker (sub to Climatec)	4 : 4	0	0	0%	0	0%
Jun-17	BP 27: HVAC	Baker (sub to Climatec)	4 : 4	0	0	0%	0	0%
Jul-17	BP 27: HVAC	Baker (sub to Climatec)	4 : 4	0	0	0%	0	0%
Aug-17	BP 27: HVAC	Baker (sub to Climatec)	4 : 4	5	4	80%	0	0%
Sep-17	BP 27: HVAC	Baker (sub to Climatec)	4 : 4	0	0	0%	0	0%
Oct-17	BP 27: HVAC	Baker (sub to Climatec)	5 : 5	1	1	100%	0	0%
Nov-17	BP 27: HVAC	Baker (sub to Climatec)	4 : 4	1	1	100%	1	100%
Dec-17	BP 27: HVAC	Baker (sub to Climatec)	5 : 5	2	1	50%	0	0%
Jan-18	BP 27: HVAC	Baker (sub to Climatec)	4 : 4	1	0	0%	0	0%
Feb-18	BP 27: HVAC	Baker (sub to Climatec)	4 : 4	0	0	0%	0	0%
Mar-18	BP 27: HVAC	Baker (sub to Climatec)	4 : 4	0	0	0%	0	0%
Apr-18	BP 27: HVAC	Baker (sub to Climatec)	5 : 5	0	0	0%	0	0%
May-18	BP 27: HVAC	Baker (sub to Climatec)	5 : 5	0	0	0%	0	0%
Jun-18	BP 27: HVAC	Baker (sub to Climatec)	4 : 4	0	0	0%	0	0%
Jul-18	BP 27: HVAC	Baker (sub to Climatec)	4 : 4	0	0	0%	0	0%
Nov-16	BP 27: HVAC	Balance America	3 : 3	2	2	100%	1	50%
Dec-16	BP 27: HVAC	Balance America	4 : 4	0	0	0%	0	0%
Jan-17	BP 27: HVAC	Balance America	5 : 5	0	0	0%	0	0%
Feb-17	BP 27: HVAC	Balance America	4 : 4	0	0	0%	0	0%
Mar-17	BP 27: HVAC	Balance America	4 : 4	0	0	0%	0	0%
Apr-17	BP 27: HVAC	Balance America	5 : 5	0	0	0%	0	0%
May-17	BP 27: HVAC	Balance America	4 : 4	0	0	0%	0	0%
Jun-17	BP 27: HVAC	Balance America	4 : 4	0	0	0%	0	0%
Jul-17	BP 27: HVAC	Balance America	5 : 5	0	0	0%	0	0%
Aug-17	BP 27: HVAC	Balance America	4 : 4	1	1	100%	0	0%
Sep-17	BP 27: HVAC	Balance America	4 : 4	0	0	0%	0	0%
Oct-17	BP 27: HVAC	Balance America	4 : 4	0	0	0%	0	0%
Nov-17	BP 27: HVAC	Balance America	4 : 4	3	3	100%	0	0%
Dec-17	BP 27: HVAC	Balance America	5 : 5	0	0	0%	0	0%
Jan-18	BP 27: HVAC	Balance America	4 : 4	0	0	0%	0	0%
Feb-18	BP 27: HVAC	Balance America	4 : 4	0	0	0%	0	0%
Mar-18	BP 27: HVAC	Balance America	4 : 4	0	0	0%	0	0%
Apr-18	BP 27: HVAC	Balance America	4 : 4	0	0	0%	0	0%
May-18	BP 27: HVAC	Balance America	4 : 4	0	0	0%	0	0%
Jun-18	BP 27: HVAC	Balance America	2 : 2	0	0	0%	0	0%
May-17	BP 27: HVAC	Cut N Core	2 : 2	1	1	100%	1	100%
Oct-16	BP 27: HVAC	Bragg Crane	2 : 2	1	1	100%	0	0%
May-16	BP 27: HVAC	Farwest (sub to J&B)	2 : 2	1	1	100%	0	0%
Jun-16	BP 27: HVAC	Farwest (sub to J&B)	4 : 4	2	2	100%	0	0%
Jul-16	BP 27: HVAC	Farwest (sub to J&B)	4 : 4	0	0	0%	0	0%
Aug-16	BP 27: HVAC	Farwest (sub to J&B)	4 : 4	0	0	0%	0	0%
Sep-16	BP 27: HVAC	Farwest (sub to J&B)	4 : 4	0	0	0%	0	0%
Oct-16	BP 27: HVAC	Farwest (sub to J&B)	4 : 4	0	0	0%	0	0%
Nov-16	BP 27: HVAC	Farwest (sub to J&B)	4 : 4	0	0	0%	0	0%
Dec-16	BP 27: HVAC	Farwest (sub to J&B)	4 : 4	0	0	0%	0	0%
Jan-17	BP 27: HVAC	Farwest (sub to J&B)	5 : 5	0	0	0%	0	0%
Feb-17	BP 27: HVAC	Farwest (sub to J&B)	4 : 4	0	0	0%	0	0%
Mar-17	BP 27: HVAC	Farwest (sub to J&B)	4 : 4	0	0	0%	0	0%
Apr-17	BP 27: HVAC	Farwest (sub to J&B)	5 : 5	1	1	100%	0	0%
May-17	BP 27: HVAC	Farwest (sub to J&B)	4 : 4	3	2	67%	0	0%
Jun-17	BP 27: HVAC	Farwest (sub to J&B)	4 : 4	1	0	0%	0	0%
Jul-17	BP 27: HVAC	Farwest (sub to J&B)	5 : 5	1	1	100%	1	100%
Aug-17	BP 27: HVAC	Farwest (sub to J&B)	4 : 4	1	1	100%	1	100%
Sep-17	BP 27: HVAC	Farwest (sub to J&B)	4 : 4	1	1	100%	0	0%
Oct-17	BP 27: HVAC	Farwest (sub to J&B)	4 : 4	1	1	100%	1	100%
Nov-17	BP 27: HVAC	Farwest (sub to J&B)	4 : 4	0	0	0%	0	0%
Dec-17	BP 27: HVAC	Farwest (sub to J&B)	5 : 5	0	0	0%	0	0%
Jan-18	BP 27: HVAC	Farwest (sub to J&B)	4 : 4	0	0	0%	0	0%
Feb-18	BP 27: HVAC	Farwest (sub to J&B)	4 : 4	0	0	0%	0	0%
Mar-18	BP 27: HVAC	Farwest (sub to J&B)	4 : 4	0	0	0%	0	0%
Apr-18	BP 27: HVAC	Farwest (sub to J&B)	5 : 5	0	0	0%	0	0%
May-18	BP 27: HVAC	Farwest (sub to J&B)	4 : 4	0	0	0%	0	0%
Mar-16	BP 27: HVAC	Jackson & Blanc	2 : 2	2	2	100%	0	0%
Apr-16	BP 27: HVAC	Jackson & Blanc	4 : 4	4	4	100%	1	25%
May-16	BP 27: HVAC	Jackson & Blanc	4 : 4	4	4	100%	1	25%
Jun-16	BP 27: HVAC	Jackson & Blanc	4 : 4	0	0	0%	0	0%
Jul-16	BP 27: HVAC	Jackson & Blanc	4 : 4	1	1	100%	1	100%
Aug-16	BP 27: HVAC	Jackson & Blanc	4 : 4	0	0	0%	0	0%
Sep-16	BP 27: HVAC	Jackson & Blanc	4 : 4	0	0	0%	0	0%
Oct-16	BP 27: HVAC	Jackson & Blanc	4 : 4	0	0	0%	0	0%
Nov-16	BP 27: HVAC	Jackson & Blanc	4 : 4	6	4	67%	1	25%
Dec-16	BP 27: HVAC	Jackson & Blanc	4 : 4	0	0	0%	0	0%
Jan-17	BP 27: HVAC	Jackson & Blanc	5 : 5	1	1	100%	0	0%
Feb-17	BP 27: HVAC	Jackson & Blanc	4 : 4	4	3	75%	1	33%
Mar-17	BP 27: HVAC	Jackson & Blanc	4 : 4	4	4	100%	1	25%
Apr-17	BP 27: HVAC	Jackson & Blanc	4 : 4	13	13	100%	2	15%
May-17	BP 27: HVAC	Jackson & Blanc	4 : 4	2	2	100%	0	0%
Jun-17	BP 27: HVAC	Jackson & Blanc	4 : 4	1	1	100%	0	0%
Jul-17	BP 27: HVAC	Jackson & Blanc	5 : 5	5	5	100%	1	20%
Aug-17	BP 27: HVAC	Jackson & Blanc	4 : 4	0	0	0%	0	0%
Sep-17	BP 27: HVAC	Jackson & Blanc	4 : 4	1	1	100%	0	0%
Oct-17	BP 27: HVAC	Jackson & Blanc	4 : 4	4	4	100%	0	0%
Nov-17	BP 27: HVAC	Jackson & Blanc	4 : 4	2	2	100%	0	0%
Dec-17	BP 27: HVAC	Jackson & Blanc	5 : 5	0	0	0%	0	0%
Jan-18	BP 27: HVAC	Jackson & Blanc	5 : 5	1	1	100%	0	0%

Southwestern College - National City Higher Education Center
CBA Workforce Utilization Report (EXHIBIT 1)

Feb-18	BP 27: HVAC _ Jackson & Blanc	4 : 4	0	0	0%	0	0%
Mar-18	BP 27: HVAC _ Jackson & Blanc	4 : 4	1	1	100%	0	0%
Apr-18	BP 27: HVAC _ Jackson & Blanc	4 : 4	0	0	0%	0	0%
May-18	BP 27: HVAC _ Jackson & Blanc	5 : 5	1	1	100%	1	100%
Jun-18	BP 27: HVAC _ Jackson & Blanc	4 : 4	0	0	0%	0	0%
Jul-18	BP 27: HVAC _ Jackson & Blanc	4 : 4	0	0	0%	0	0%
Aug-18	BP 27: HVAC _ Jackson & Blanc	2 : 2	0	0	0%	0	0%
Mar-16	BP 28: Electrical _ Baker Electric	1 : 1	1	1	100%	0	0%
Apr-16	BP 28: Electrical _ Baker Electric	4 : 4	2	2	100%	0	0%
May-16	BP 28: Electrical _ Baker Electric	5 : 5	0	0	0%	0	0%
Jun-16	BP 28: Electrical _ Baker Electric	4 : 4	5	5	100%	1	20%
Jul-16	BP 28: Electrical _ Baker Electric	4 : 4	3	2	67%	0	0%
Aug-16	BP 28: Electrical _ Baker Electric	4 : 4	3	3	100%	1	33%
Sep-16	BP 28: Electrical _ Baker Electric	4 : 4	6	6	100%	1	17%
Oct-16	BP 28: Electrical _ Baker Electric	4 : 4	0	0	0%	0	0%
Nov-16	BP 28: Electrical _ Baker Electric	4 : 4	0	0	0%	0	0%
Dec-16	BP 28: Electrical _ Baker Electric	4 : 4	4	4	100%	0	0%
Jan-17	BP 28: Electrical _ Baker Electric	5 : 5	0	0	0%	0	0%
Feb-17	BP 28: Electrical _ Baker Electric	4 : 4	0	0	0%	0	0%
Mar-17	BP 28: Electrical _ Baker Electric	4 : 4	2	2	100%	0	0%
Apr-17	BP 28: Electrical _ Baker Electric	4 : 4	3	3	100%	0	0%
May-17	BP 28: Electrical _ Baker Electric	4 : 4	4	4	100%	3	75%
Jun-17	BP 28: Electrical _ Baker Electric	4 : 4	2	2	100%	1	50%
Jul-17	BP 28: Electrical _ Baker Electric	4 : 4	2	1	50%	0	0%
Aug-17	BP 28: Electrical _ Baker Electric	4 : 4	1	1	100%	0	0%
Sep-17	BP 28: Electrical _ Baker Electric	4 : 4	1	1	100%	0	0%
Oct-17	BP 28: Electrical _ Baker Electric	4 : 4	3	3	100%	1	33%
Nov-17	BP 28: Electrical _ Baker Electric	4 : 4	1	1	100%	1	100%
Dec-17	BP 28: Electrical _ Baker Electric	5 : 5	2	2	100%	0	0%
Jan-18	BP 28: Electrical _ Baker Electric	5 : 5	0	0	0%	0	0%
Feb-18	BP 28: Electrical _ Baker Electric	4 : 4	0	0	0%	0	0%
Mar-18	BP 28: Electrical _ Baker Electric	4 : 4	0	0	0%	0	0%
Apr-18	BP 28: Electrical _ Baker Electric	5 : 5	1	1	100%	0	0%
May-18	BP 28: Electrical _ Baker Electric	4 : 4	0	0	0%	0	0%
Jun-18	BP 28: Electrical _ Baker Electric	4 : 4	0	0	0%	0	0%
Jul-18	BP 28: Electrical _ Baker Electric	5 : 5	2	2	100%	0	0%
Aug-18	BP 28: Electrical _ Baker Electric	4 : 4	0	0	0%	0	0%
Sep-18	BP 28: Electrical _ Baker Electric	1 : 1	0	0	0%	0	0%
Jun-16	BP 28: Electrical _ Cut n Core	2 : 2	3	2	67%	0	0%
Jul-16	BP 28: Electrical _ Cut n Core	4 : 4	0	0	0%	0	0%
Aug-16	BP 28: Electrical _ Cut n Core	4 : 4	2	2	100%	2	100%
Sep-16	BP 28: Electrical _ Cut n Core	4 : 4	0	0	0%	0	0%
Oct-16	BP 28: Electrical _ Cut n Core	4 : 4	0	0	0%	0	0%
Nov-16	BP 28: Electrical _ Cut n Core	4 : 4	0	0	0%	0	0%
Dec-16	BP 28: Electrical _ Cut n Core	4 : 4	0	0	0%	0	0%
Jan-17	BP 28: Electrical _ Cut n Core	4 : 4	0	0	0%	0	0%
Feb-17	BP 28: Electrical _ Cut n Core	4 : 4	0	0	0%	0	0%
Mar-17	BP 28: Electrical _ Cut n Core	4 : 4	0	0	0%	0	0%
Apr-17	BP 28: Electrical _ Cut n Core	5 : 5	0	0	0%	0	0%
May-17	BP 28: Electrical _ Cut n Core	4 : 4	0	0	0%	0	0%
Jun-17	BP 28: Electrical _ Cut n Core	4 : 4	0	0	0%	0	0%
Jul-17	BP 28: Electrical _ Cut n Core	5 : 5	0	0	0%	0	0%
Aug-17	BP 28: Electrical _ Cut n Core	4 : 4	2	1	50%	1	100%
Sep-17	BP 28: Electrical _ Cut n Core	4 : 4	0	0	0%	0	0%
Oct-17	BP 28: Electrical _ Cut n Core	5 : 5	0	0	0%	0	0%
Nov-17	BP 28: Electrical _ Cut n Core	4 : 4	1	1	100%	1	100%
Dec-17	BP 28: Electrical _ Cut n Core	5 : 5	0	0	0%	0	0%
Jan-18	BP 28: Electrical _ Cut n Core	4 : 4	0	0	0%	0	0%
Jul-16	BP 28: Electrical _ Farwest (sub to Baker)	3 : 3	2	2	100%	1	50%
Aug-16	BP 28: Electrical _ Farwest (sub to Baker)	4 : 4	0	0	0%	0	0%
Sep-16	BP 28: Electrical _ Farwest (sub to Baker)	4 : 4	0	0	0%	0	0%
Oct-16	BP 28: Electrical _ Farwest (sub to Baker)	4 : 4	0	0	0%	0	0%
Nov-16	BP 28: Electrical _ Farwest (sub to Baker)	2 : 2	0	0	0%	0	0%
Jan-18	BP 28: Electrical _ National Security Works	3 : 3	2	2	100%	1	50%
Feb-18	BP 28: Electrical _ National Security Works	4 : 4	0	0	0%	0	0%
Mar-18	BP 28: Electrical _ National Security Works	3 : 3	0	0	0%	0	0%
Apr-16	BP 28: Electrical _ Pyro Comm	4 : 4	2	2	100%	1	50%
May-16	BP 28: Electrical _ Pyro Comm	5 : 5	0	0	0%	0	0%
Jun-16	BP 28: Electrical _ Pyro Comm	4 : 4	0	0	0%	0	0%
Jul-16	BP 28: Electrical _ Pyro Comm	4 : 4	6	6	100%	0	0%
Aug-16	BP 28: Electrical _ Pyro Comm	4 : 4	1	1	100%	0	0%
Sep-16	BP 28: Electrical _ Pyro Comm	4 : 4	0	0	0%	0	0%
Oct-16	BP 28: Electrical _ Pyro Comm	4 : 4	1	1	100%	1	100%
Nov-16	BP 28: Electrical _ Pyro Comm	4 : 4	0	0	0%	0	0%
Dec-16	BP 28: Electrical _ Pyro Comm	4 : 4	0	0	0%	0	0%
Jan-17	BP 28: Electrical _ Pyro Comm	5 : 5	0	0	0%	0	0%
Feb-17	BP 28: Electrical _ Pyro Comm	4 : 4	0	0	0%	0	0%
Mar-17	BP 28: Electrical _ Pyro Comm	4 : 4	0	0	0%	0	0%
Apr-17	BP 28: Electrical _ Pyro Comm	4 : 4	1	1	100%	0	0%
May-17	BP 28: Electrical _ Pyro Comm	4 : 4	0	0	0%	0	0%

Southwestern College - National City Higher Education Center
CBA Workforce Utilization Report (EXHIBIT 1)

Jun-17	BP 28: Electrical_Pyro Comm	4 : 4	0	0	0%	0	0%
Jul-17	BP 28: Electrical_Pyro Comm	4 : 4	1	1	100%	0	0%
Aug-17	BP 28: Electrical_Pyro Comm	4 : 4	0	0	0%	0	0%
Sep-17	BP 28: Electrical_Pyro Comm	4 : 4	0	0	0%	0	0%
Oct-17	BP 28: Electrical_Pyro Comm	4 : 4	0	0	0%	0	0%
Nov-17	BP 28: Electrical_Pyro Comm	4 : 4	1	1	100%	1	100%
Dec-17	BP 28: Electrical_Pyro Comm	5 : 5	0	0	0%	0	0%
Jan-18	BP 28: Electrical_Pyro Comm	4 : 4	0	0	0%	0	0%
Feb-18	BP 28: Electrical_Pyro Comm	3 : 3	0	0	0%	0	0%
Jul-16	BP 28: Electrical_RAP Engineering	1 : 1	3	3	100%	0	0%
Apr-16	BP 28: Electrical_World Bridge	2 : 2	3	3	100%	1	33%
May-16	BP 28: Electrical_World Bridge	5 : 5	0	0	0%	0	0%
Jun-16	BP 28: Electrical_World Bridge	4 : 4	0	0	0%	0	0%
Jul-16	BP 28: Electrical_World Bridge	4 : 4	0	0	0%	0	0%
Aug-16	BP 28: Electrical_World Bridge	4 : 4	0	0	0%	0	0%
Sep-16	BP 28: Electrical_World Bridge	4 : 4	3	3	100%	0	0%
Oct-16	BP 28: Electrical_World Bridge	4 : 4	0	0	0%	0	0%
Nov-16	BP 28: Electrical_World Bridge	4 : 4	0	0	0%	0	0%
Dec-16	BP 28: Electrical_World Bridge	4 : 4	0	0	0%	0	0%
Jan-17	BP 28: Electrical_World Bridge	5 : 5	0	0	0%	0	0%
Feb-17	BP 28: Electrical_World Bridge	4 : 4	0	0	0%	0	0%
Mar-17	BP 28: Electrical_World Bridge	4 : 4	0	0	0%	0	0%
Apr-17	BP 28: Electrical_World Bridge	4 : 4	0	0	0%	0	0%
May-17	BP 28: Electrical_World Bridge	4 : 4	0	0	0%	0	0%
Jun-17	BP 28: Electrical_World Bridge	4 : 4	0	0	0%	0	0%
Jul-17	BP 28: Electrical_World Bridge	4 : 4	0	0	0%	0	0%
Aug-17	BP 28: Electrical_World Bridge	4 : 4	0	0	0%	0	0%
Sep-17	BP 28: Electrical_World Bridge	4 : 4	3	3	100%	0	0%
Oct-17	BP 28: Electrical_World Bridge	5 : 5	2	2	100%	0	0%
Nov-17	BP 28: Electrical_World Bridge	5 : 5	0	0	0%	0	0%
Dec-17	BP 28: Electrical_World Bridge	5 : 5	1	1	100%	0	0%
Jan-18	BP 28: Electrical_World Bridge	4 : 4	0	0	0%	0	0%
Feb-18	BP 28: Electrical_World Bridge	1 : 1	0	0	0%	0	0%
Oct-17	BP 29: AV Equipment_Digital Networks	1 : 1	2	2	100%	1	50%
Nov-17	BP 29: AV Equipment_Digital Networks	4 : 4	0	0	0%	0	0%
Dec-17	BP 29: AV Equipment_Digital Networks	5 : 5	0	0	0%	0	0%
Jan-18	BP 29: AV Equipment_Digital Networks	3 : 3	2	2	100%	0	0%

Notes:

Double asterisk (**) Denotes not all workforce data for the month has been accounted for, due to contractor's non-submittal of Certified Payroll Records. Remaining data will be reflected in next monthly report.

Double asterisk (** D) Denotes not that SOME workforce data for the month has NOT been accounted for, due to contractor's submittal of Certified Payroll Records with incomplete data. Remaining data will be reflected in next monthly report.

Grey Highlight denotes a contractor that has finished its scope of work.

Yellow Highlight denotes an active contractor.

CUMULATIVE STATISTICAL DATA

		RATIO OF WEEKS REPORTED	TOTAL NUMBER OF EMPLOYEES (POSITIONS) WORKING	TOTAL NUMBER OF LOCAL-TO- COUNTY (RESIDENT) WORKERS	% of LOCAL-TO- COUNTY WORKERS FILLING POSITIONS	TOTAL NUMBER OF LOCAL-TO-SWC DISTRICT WORKERS	% of LOCAL-TO-SWC DISTRICT WORKERS FILLING POSITIONS
SUB-TOTALS:	JOB TOTALS: BP05 Site Utilities	125 : 125	37	10	27%	2	20%
SUB-TOTALS:	JOB TOTALS: BP07 Landscape	112 : 112	23	6	26%	3	50%
SUB-TOTALS:	JOB TOTALS: BP08 Struc Site Concrete	364 : 364	154	116	75%	27	23%
SUB-TOTALS:	JOB TOTALS: BP09 Structural Steel	14 : 14	15	9	60%	3	33%
SUB-TOTALS:	JOB TOTALS: BP12 Lab Casework	32 : 32	20	17	85%	4	24%
SUB-TOTALS:	JOB TOTALS: BP13 Roofing	58 : 58	19	15	79%	3	20%
SUB-TOTALS:	JOB TOTALS: BP15 Glazing	83 : 83	14	13	93%	0	0%
SUB-TOTALS:	JOB TOTALS: BP16 Doors Frames Hardware	138 : 138	31	28	90%	10	36%
SUB-TOTALS:	JOB TOTALS: BP17 Paint	65 : 65	25	15	60%	8	53%
SUB-TOTALS:	JOB TOTALS: BP19 Mtl Stds, DW, Ins	232 : 232	174	160	92%	49	31%
SUB-TOTALS:	JOB TOTALS: BP20 Tile	48 : 48	16	7	44%	5	71%
SUB-TOTALS:	JOB TOTALS: BP21 Specialties	76 : 76	9	9	100%	2	22%
SUB-TOTALS:	JOB TOTALS: BP22 Signs	91 : 91	14	1	7%	1	100%
SUB-TOTALS:	JOB TOTALS: BP23 Window Treatments	89 : 89	8	0	0%	0	0%
SUB-TOTALS:	JOB TOTALS: BP26 Plumbing	153 : 153	44	42	95%	6	14%
SUB-TOTALS:	JOB TOTALS: BP27 HVAC	465 : 465	100	90	90%	18	20%
SUB-TOTALS:	JOB TOTALS: BP28 Electrical	420 : 420	88	84	95%	19	23%
SUB-TOTALS:	JOB TOTALS: BP29 AV Equip	13 : 13	4	4	100%	1	25%
TOTAL:	Number of weekly CPRs:	2578 : 2578	795	626	79%	161	26%
	CBA GOALS:				90% POSITIONS FILLED BY "LOCAL-TO- COUNTY" WORKERS		35% OF THE 90% "LOCAL-TO- COUNTY" POSITIONS TO BE FILLED BY "LOCAL- TO-DISTRICT" WORKERS

**Southwestern College - PACC
CBA Workforce Utilization Report**

REPORTING MONTH	CONTRACTORS	RATIO OF WEEKS REPORTED THIS MONTH		TOTAL NUMBER OF POSITIONS EMPLOYED	TOTAL NUMBER OF LOCAL-TO-COUNTY (RESIDENT) WORKERS	% of LOCAL-TO-COUNTY WORKERS FILLING POSITIONS	TOTAL NUMBER OF LOCAL-TO-SWC DISTRICT WORKERS	% of LOCAL-TO-SWC DISTRICT WORKERS FILLING POSITIONS
Jun-18	BP 01: Earthwork _ FJ Willert	1 : 1		4	4	100%	1	25%
Jul-18	BP 01: Earthwork _ FJ Willert	4 : 4		11	9	82%	3	33%
Aug-18	BP 01: Earthwork _ FJ Willert	4 : 4		8	7	88%	1	14%
Sep-18	BP 01: Earthwork _ FJ Willert	5 : 5		11	10	91%	3	30%
Oct-18	BP 01: Earthwork _ FJ Willert	2 : 4	**	8	8	100%	5	63%
Aug-18	BP 02: Aggregate Piers _ Hayward Baker	2 : 2		5	4	80%	1	25%
Sep-18	BP 02: Aggregate Piers _ Hayward Baker	4 : 4		0	0	0%	0	0%
Aug-18	BP 02: Aggregate Piers _ Hayward Baker	2 : 2		0	0	0%	0	0%
Jun-16	BP 02: Aggregate Piers _ FJ Willert	0 : 4	**			0%		0%
Jul-18	BP 03: Site Utilities _ Kyne	3 : 3		10	10	100%	2	20%
Aug-18	BP 03: Site Utilities _ Kyne	4 : 4		1	1	100%	1	100%
Sep-18	BP 03: Site Utilities _ Kyne	4 : 4		2	2	100%	1	50%
Sep-18	BP 04: Electrical _ Kendrick Excavation	4 : 4		2	1	50%	0	0%
Oct-18	BP 04: Electrical _ Kendrick Excavation	2 : 4	**	0	0	0%	0	0%

Notes:

625618

Double asterisk (**) Denotes not all workforce data for the month has been accounted for, due to contractor's non-submittal of Certified Payroll Records. Remaining data will be reflected in next monthly report.

HIGHLIGHT CODE

Grey Highlight denotes a contractor that has finished its scope of work.

Yellow Highlight denotes an active contractor.

CUMULATIVE STATISTICAL DATA								
		RATIO OF WEEKS REPORTED		TOTAL NUMBER OF POSITIONS EMPLOYED	TOTAL NUMBER OF LOCAL-TO-COUNTY (RESIDENT) WORKERS	% of LOCAL-TO-COUNTY WORKERS FILLING POSITIONS	TOTAL NUMBER OF LOCAL-TO-SWC DISTRICT WORKERS	% of LOCAL-TO-SWC DISTRICT WORKERS FILLING POSITIONS
SUB-TOTALS:	BP 01: Earthwork _ FJ Willert	16 : 18	**	42	38	90%	13	34%
SUB-TOTALS:	BP 02: Aggregate Piers _ Hayward Baker	8 : 12	**	5	4	80%	1	25%
SUB-TOTALS:	BP 03: Site Utilities _ Kyne	11 : 11	**	13	13	100%	4	31%
SUB-TOTALS:	BP 04: Electrical _ Morrow Meadows	6 : 8	**	2	1	50%	0	0%
TOTAL:	Number of weekly CPRs:	41 : 49	**	62	56	90%	18	32%

CBA GOALS:

90%
POSITIONS FILLED BY "LOCAL-TO-COUNTY" WORKERS

35%
OF THE 90% "LOCAL-TO-COUNTY" POSITIONS TO BE FILLED BY "LOCAL-TO-DISTRICT" WORKERS

Southwestern College - Wellness Aquatics Increment 1 and 2 Contracts
CBA Workforce Utilization Report [EXHIBIT 2]

REPORTING MONTH	CONTRACTORS	RATIO OF WEEKS REPORTED THIS MONTH	TOTAL NUMBER OF POSITIONS EMPLOYED	TOTAL NUMBER OF LOCAL-TO-COUNTY (RESIDENT) WORKERS	% of LOCAL-TO-COUNTY WORKERS FILLING POSITIONS	TOTAL NUMBER OF LOCAL-TO-SWC DISTRICT WORKERS	% of LOCAL-TO-SWC DISTRICT WORKERS FILLING POSITIONS
Mar-16	Concrete _ Conco Pumping	4 : 4	1	0	0%	0	0%
Apr-16	Concrete _ Conco Pumping	4 : 4	0	0	0%	0	0%
May-16	Concrete _ Conco Pumping	5 : 5	0	0	0%	0	0%
Jun-16	Concrete _ Conco Pumping	4 : 4	0	0	0%	0	0%
Jul-16	Concrete _ Conco Pumping	4 : 4	3	1	33%	0	0%
Aug-16	Concrete _ Conco Pumping	4 : 4	2	1	50%	0	0%
Sep-16	Concrete _ Conco Pumping	4 : 4	1	0	0%	0	0%
Oct-16	Concrete _ Conco Pumping	4 : 4	2	0	0%	0	0%
Nov-16	Concrete _ Conco Pumping	4 : 4	1	0	0%	0	0%
Dec-16	Concrete _ Conco Pumping	4 : 4	1	0	0%	0	0%
Jan-17	Concrete _ Conco Pumping	5 : 5	1	0	0%	0	0%
Feb-17	Concrete _ Conco Pumping	4 : 4	0	0	0%	0	0%
Mar-17	Concrete _ Conco Pumping	4 : 4	0	0	0%	0	0%
Apr-17	Concrete _ Conco Pumping	4 : 4	0	0	0%	0	0%
May-17	Concrete _ Conco Pumping	4 : 4	0	0	0%	0	0%
Jun-17	Concrete _ Conco Pumping	4 : 4	0	0	0%	0	0%
Jul-17	Concrete _ Conco Pumping	4 : 4	0	0	0%	0	0%
Aug-17	Concrete _ Conco Pumping	4 : 4	0	0	0%	0	0%
Sep-17	Concrete _ Conco Pumping	4 : 4	0	0	0%	0	0%
Oct-17	Concrete _ Conco Pumping	4 : 4	0	0	0%	0	0%
Nov-17	Concrete _ Conco Pumping	4 : 4	0	0	0%	0	0%
Dec-17	Concrete _ Conco Pumping	5 : 5	0	0	0%	0	0%
Jan-18	Concrete _ Conco Pumping	3 : 3	0	0	0%	0	0%
May-16	Concrete _ Courtney	3 : 3	4	4	100%	0	0%
Jun-16	Concrete _ Courtney	4 : 4	0	0	0%	0	0%
Jul-16	Concrete _ Courtney	4 : 4	0	0	0%	0	0%
Aug-16	Concrete _ Courtney	4 : 4	0	0	0%	0	0%
Sep-16	Concrete _ Courtney	4 : 4	1	0	0%	0	0%
Oct-16	Concrete _ Courtney	4 : 4	4	3	75%	0	0%
Nov-16	Concrete _ Courtney	4 : 4	2	0	0%	0	0%
Dec-16	Concrete _ Courtney	4 : 4	0	0	0%	0	0%
Jan-17	Concrete _ Courtney	5 : 5	1	0	0%	0	0%
Feb-17	Concrete _ Courtney	4 : 4	0	0	0%	0	0%
Mar-17	Concrete _ Courtney	4 : 4	1	1	100%	1	100%
Apr-17	Concrete _ Courtney	4 : 4	0	0	0%	0	0%
May-17	Concrete _ Courtney	4 : 4	2	1	50%	0	0%
Jun-17	Concrete _ Courtney	4 : 4	0	0	0%	0	0%
Jul-17	Concrete _ Courtney	4 : 4	0	0	0%	0	0%
Aug-17	Concrete _ Courtney	4 : 4	0	0	0%	0	0%
Sep-17	Concrete _ Courtney	4 : 4	0	0	0%	0	0%
Oct-17	Concrete _ Courtney	4 : 4	0	0	0%	0	0%
Nov-17	Concrete _ Courtney	4 : 4	0	0	0%	0	0%
Dec-17	Concrete _ Courtney	4 : 4	0	0	0%	0	0%
Jan-18	Concrete _ Courtney	4 : 4	0	0	0%	0	0%
Jul-16	Concrete _ Cut N Core	4 : 4	3	3	100%	3	100%
Aug-16	Concrete _ Cut N Core	4 : 4	0	0	0%	0	0%
Sep-16	Concrete _ Cut N Core	4 : 4	0	0	0%	0	0%
Oct-16	Concrete _ Cut N Core	4 : 4	0	0	0%	0	0%
Nov-16	Concrete _ Cut N Core	4 : 4	0	0	0%	0	0%
Dec-16	Concrete _ Cut N Core	5 : 5	0	0	0%	0	0%
Jan-17	Concrete _ Cut N Core	5 : 5	1	1	100%	1	100%
Feb-17	Concrete _ Cut N Core	4 : 4	0	0	0%	0	0%
Mar-17	Concrete _ Cut N Core	4 : 4	0	0	0%	0	0%
Apr-17	Concrete _ Cut N Core	4 : 4	0	0	0%	0	0%
May-17	Concrete _ Cut N Core	4 : 4	0	0	0%	0	0%
Jun-17	Concrete _ Cut N Core	4 : 4	0	0	0%	0	0%
Jul-17	Concrete _ Cut N Core	4 : 4	0	0	0%	0	0%
Aug-17	Concrete _ Cut N Core	4 : 4	0	0	0%	0	0%
Sep-17	Concrete _ Cut N Core	4 : 4	0	0	0%	0	0%
Oct-17	Concrete _ Cut N Core	4 : 4	0	0	0%	0	0%
Nov-17	Concrete _ Cut N Core	4 : 4	0	0	0%	0	0%
Dec-17	Concrete _ Cut N Core	5 : 5	0	0	0%	0	0%
Jan-18	Concrete _ Cut N Core	2 : 2	0	0	0%	0	0%
Aug-17	Concrete _ Cut N Core (sub to D&D)	4 : 4	1	1	100%	1	100%
Sep-17	Concrete _ Cut N Core (sub to D&D)	3 : 3	2	1	50%	1	100%
Mar-16	Concrete _ D&D Concrete	1 : 1	5	5	100%	2	40%
Apr-16	Concrete _ D&D Concrete	4 : 4	6	6	100%	0	0%
May-16	Concrete _ D&D Concrete	4 : 4	0	0	0%	0	0%
Jun-16	Concrete _ D&D Concrete	4 : 4	0	0	0%	0	0%
Jul-16	Concrete _ D&D Concrete	4 : 4	15	15	100%	3	20%
Aug-16	Concrete _ D&D Concrete	4 : 4	10	10	100%	1	10%

Southwestern College - Wellness Aquatics Increment 1 and 2 Contracts
CBA Workforce Utilization Report [EXHIBIT 2]

Sep-16	Concrete _ D&D Concrete	4 : 4	0	0	0%	0	0%
Oct-16	Concrete _ D&D Concrete	4 : 4	2	2	100%	1	50%
Nov-16	Concrete _ D&D Concrete	4 : 4	1	1	100%	0	0%
Dec-16	Concrete _ D&D Concrete	4 : 4	2	1	50%	0	0%
Jan-17	Concrete _ D&D Concrete	5 : 5	1	1	100%	1	100%
Feb-17	Concrete _ D&D Concrete	4 : 4	0	0	0%	0	0%
Mar-17	Concrete _ D&D Concrete	4 : 4	0	0	0%	0	0%
Apr-17	Concrete _ D&D Concrete	4 : 4	4	4	100%	2	50%
May-17	Concrete _ D&D Concrete	4 : 4	9	2	22%	0	0%
Jun-17	Concrete _ D&D Concrete	4 : 4	4	4	100%	1	25%
Jul-17	Concrete _ D&D Concrete	5 : 5	8	4	50%	1	25%
Aug-17	Concrete _ D&D Concrete	4 : 4	4	4	100%	1	25%
Sep-17	Concrete _ D&D Concrete	5 : 5	1	1	100%	1	100%
Oct-17	Concrete _ D&D Concrete	4 : 4	0	0	0%	0	0%
Nov-17	Concrete _ D&D Concrete	4 : 4	2	2	100%	1	50%
Dec-17	Concrete _ D&D Concrete	4 : 4	0	0	0%	0	0%
Jan-18	Concrete _ D&D Concrete	4 : 4	0	0	0%	0	0%
Feb-18	Concrete _ D&D Concrete	4 : 4	0	0	0%	0	0%
Mar-18	Concrete _ D&D Concrete	4 : 4	0	0	0%	0	0%
Feb-16	Concrete _ FJ Willert	1 : 1	1	0	0%	0	0%
Mar-16	Concrete _ FJ Willert	4 : 4	2	2	100%	1	50%
Apr-16	Concrete _ FJ Willert	4 : 4	2	1	50%	0	0%
May-16	Concrete _ FJ Willert	4 : 4	2	1	50%	0	0%
Jun-16	Concrete _ FJ Willert	4 : 4	5	5	100%	1	20%
Jul-16	Concrete _ FJ Willert	4 : 4	1	1	100%	0	0%
Aug-16	Concrete _ FJ Willert	4 : 4	5	5	100%	2	40%
Sep-16	Concrete _ FJ Willert	4 : 4	0	0	0%	0	0%
Oct-16	Concrete _ FJ Willert	4 : 4	9	8	89%	1	13%
Nov-16	Concrete _ FJ Willert	4 : 4	1	1	100%	0	0%
Dec-16	Concrete _ FJ Willert	5 : 5	0	0	0%	0	0%
Jan-17	Concrete _ FJ Willert	4 : 4	0	0	0%	0	0%
Feb-17	Concrete _ FJ Willert	4 : 4	0	0	0%	0	0%
Apr-17	Concrete _ FJ Willert (sub to D&D)	2 : 2	3	3	100%	0	0%
May-17	Concrete _ FJ Willert (sub to D&D)	4 : 4	3	3	100%	2	67%
Jun-17	Concrete _ FJ Willert (sub to D&D)	4 : 4	1	1	100%	1	100%
Jul-17	Concrete _ FJ Willert (sub to D&D)	4 : 4	0	0	0%	0	0%
Aug-17	Concrete _ FJ Willert (sub to D&D)	4 : 4	0	0	0%	0	0%
Sep-17	Concrete _ FJ Willert (sub to D&D)	4 : 4	0	0	0%	0	0%
Oct-17	Concrete _ FJ Willert (sub to D&D)	1 : 1	0	0	0%	0	0%
May-17	Concrete _ Merli (sub to D&D)	4 : 4	2	1	50%	1	100%
Jun-17	Concrete _ Merli (sub to D&D)	4 : 4	0	0	0%	0	0%
Jul-17	Concrete _ Merli (sub to D&D)	4 : 4	3	2	67%	1	50%
Aug-17	Concrete _ Merli (sub to D&D)	4 : 4	2	2	100%	0	0%
Sep-17	Concrete _ Merli (sub to D&D)	5 : 5	1	0	0%	0	0%
Oct-17	Concrete _ Merli (sub to D&D)	4 : 4	2	2	100%	0	0%
Nov-17	Concrete _ Merli (sub to D&D)	4 : 4	1	1	100%	0	0%
Dec-17	Concrete _ Merli (sub to D&D)	5 : 5	0	0	0%	0	0%
Jan-18	Concrete _ Merli (sub to D&D)	3 : 3	0	0	0%	0	0%
Apr-16	Concrete _ Marco Crane	2 : 2	7	4	57%	0	0%
May-16	Concrete _ Marco Crane	5 : 5	0	0	0%	0	0%
Jun-16	Concrete _ Marco Crane	4 : 4	0	0	0%	0	0%
Jul-16	Concrete _ Marco Crane	5 : 5	0	0	0%	0	0%
Aug-16	Concrete _ Marco Crane	4 : 4	0	0	0%	0	0%
Sep-16	Concrete _ Marco Crane	4 : 4	0	0	0%	0	0%
Oct-16	Concrete _ Marco Crane	4 : 4	0	0	0%	0	0%
Nov-16	Concrete _ Marco Crane	3 : 3	0	0	0%	0	0%
Sep-16	Concrete _ McMahon Steel	1 : 1	1	1	100%	0	0%
Oct-16	Concrete _ McMahon Steel	4 : 4	1	1	100%	1	100%
Nov-16	Concrete _ McMahon Steel	3 : 3	1	1	100%	1	100%
Feb-16	Concrete _ Minegar	4 : 4	5	3	60%	0	0%
Mar-16	Concrete _ Minegar	4 : 4	13	9	69%	3	33%
Apr-16	Concrete _ Minegar	4 : 4	3	2	67%	1	50%
May-16	Concrete _ Minegar	4 : 4	1	1	100%	0	0%
Jun-16	Concrete _ Minegar	4 : 4	11	8	73%	1	13%
Jul-16	Concrete _ Minegar	4 : 4	2	2	100%	1	50%
Aug-16	Concrete _ Minegar	4 : 4	5	4	80%	2	50%
Sep-16	Concrete _ Minegar	4 : 4	0	0	0%	0	0%
Oct-16	Concrete _ Minegar	4 : 4	1	1	100%	1	100%
Nov-16	Concrete _ Minegar	4 : 4	1	1	100%	0	0%
Dec-16	Concrete _ Minegar	4 : 4	1	0	0%	0	0%
Jan-17	Concrete _ Minegar	5 : 5	1	1	100%	0	0%
Feb-17	Concrete _ Minegar	4 : 4	0	0	0%	0	0%
Mar-17	Concrete _ Minegar	4 : 4	0	0	0%	0	0%
Apr-17	Concrete _ Minegar	5 : 5	1	1	100%	0	0%
May-17	Concrete _ Minegar	4 : 4	1	1	100%	0	0%
Jun-17	Concrete _ Minegar	4 : 4	0	0	0%	0	0%
Jul-17	Concrete _ Minegar	5 : 5	1	1	100%	0	0%
Aug-17	Concrete _ Minegar	4 : 4	0	0	0%	0	0%
Sep-17	Concrete _ Minegar	4 : 4	1	1	100%	0	0%

Southwestern College - Wellness Aquatics Increment 1 and 2 Contracts
CBA Workforce Utilization Report [EXHIBIT 2]

Oct-17	Concrete _ Minegar	4 : 4	0	0	0%	0	0%
Nov-17	Concrete _ Minegar	4 : 4	1	1	100%	1	100%
Dec-17	Concrete _ Minegar	5 : 5	0	0	0%	0	0%
Jan-18	Concrete _ Minegar	4 : 4	0	0	0%	0	0%
Feb-18	Concrete _ Minegar	4 : 4	0	0	0%	0	0%
Mar-18	Concrete _ Minegar	2 : 2	0	0	0%	0	0%
Sep-16	Concrete _ Mr. Crane	3 : 3	14	2	14%	1	50%
Oct-16	Concrete _ Mr. Crane	4 : 4	4	1	25%	0	0%
Nov-16	Concrete _ Mr. Crane	4 : 4	0	0	0%	0	0%
Oct-17	Concrete _ Surfacing Solutions	2 : 2	4	2	50%	2	100%
Nov-17	Concrete _ Surfacing Solutions	4 : 4	2	1	50%	1	100%
Dec-17	Concrete _ Surfacing Solutions	3 : 3	1	0	0%	0	0%
Mar-16	Concrete _ Pacific Steel Group	4 : 4	8	1	13%	0	0%
Apr-16	Concrete _ Pacific Steel Group	4 : 4	10	9	90%	3	33%
May-16	Concrete _ Pacific Steel Group	4 : 4	3	2	67%	1	50%
Jun-16	Concrete _ Pacific Steel Group	4 : 4	10	8	80%	4	50%
Jul-16	Concrete _ Pacific Steel Group	4 : 4	7	6	86%	4	67%
Aug-16	Concrete _ Pacific Steel Group	4 : 4	4	4	100%	0	0%
Sep-16	Concrete _ Pacific Steel Group	4 : 4	4	4	100%	2	50%
Oct-16	Concrete _ Pacific Steel Group	5 : 5	3	2	67%	0	0%
Nov-16	Concrete _ Pacific Steel Group	4 : 4	1	1	100%	0	0%
Dec-16	Concrete _ Pacific Steel Group	5 : 5	7	7	100%	3	43%
Jan-17	Concrete _ Pacific Steel Group	4 : 4	0	0	0%	0	0%
Feb-17	Concrete _ Pacific Steel Group	4 : 4	0	0	0%	0	0%
Mar-17	Concrete _ Pacific Steel Group	4 : 4	1	1	100%	0	0%
Apr-17	Concrete _ Pacific Steel Group	4 : 4	1	0	0%	0	0%
May-17	Concrete _ Pacific Steel Group	4 : 4	0	0	0%	0	0%
Jun-17	Concrete _ Pacific Steel Group	4 : 4	0	0	0%	0	0%
Jul-17	Concrete _ Pacific Steel Group	4 : 4	6	6	100%	2	33%
Aug-17	Concrete _ Pacific Steel Group	4 : 4	0	0	0%	0	0%
Sep-17	Concrete _ Pacific Steel Group	4 : 4	0	0	0%	0	0%
Oct-17	Concrete _ Pacific Steel Group	4 : 4	0	0	0%	0	0%
Nov-17	Concrete _ Pacific Steel Group	4 : 4	0	0	0%	0	0%
Dec-17	Concrete _ Pacific Steel Group	5 : 5	0	0	0%	0	0%
Jan-18	Concrete _ Pacific Steel Group	4 : 4	0	0	0%	0	0%
Feb-18	Concrete _ Pacific Steel Group	1 : 1	0	0	0%	0	0%
Jun-16	Earthwork _ Cut N Core	2 : 2	2	2	100%	2	100%
Jul-16	Earthwork _ Cut N Core	5 : 5	0	0	0%	0	0%
Aug-16	Earthwork _ Cut N Core	4 : 4	0	0	0%	0	0%
Sep-16	Earthwork _ Cut N Core	4 : 4	0	0	0%	0	0%
Oct-16	Earthwork _ Cut N Core	4 : 4	0	0	0%	0	0%
Nov-16	Earthwork _ Cut N Core	1 : 1	0	0	0%	0	0%
Aug-16	Earthwork _ Panorama	4 : 4	2	0	0%	0	0%
Sep-16	Earthwork _ Panorama	4 : 4	0	0	0%	0	0%
Oct-16	Earthwork _ Panorama	4 : 4	0	0	0%	0	0%
Aug-16	Earthwork _ Vance	2 : 2	8	0	0%	0	0%
Feb-16	Earthwork _ All Clean Sweeing dba: D&N Sweeping	2 : 2	1	1	100%	0	0%
Mar-16	Earthwork _ All Clean Sweeing dba: D&N Sweeping	1 : 1	0	0	0%	0	0%
Nov-17	Earthwork _ Ambrit	1 : 1	6	6	100%	1	17%
Dec-17	Earthwork _ Ambrit	1 : 1	0	0	0%	0	0%
Nov-15	Earthwork _ FJ Willert	3 : 3	10	10	100%	2	20%
Dec-15	Earthwork _ FJ Willert	5 : 5	11	10	91%	2	20%
Jan-16	Earthwork _ FJ Willert	5 : 5	7	7	100%	3	43%
Feb-16	Earthwork _ FJ Willert	4 : 4	7	6	86%	1	17%
Mar-16	Earthwork _ FJ Willert	4 : 4	5	5	100%	0	0%
Apr-16	Earthwork _ FJ Willert	4 : 4	1	1	100%	0	0%
May-16	Earthwork _ FJ Willert	4 : 4	1	1	100%	0	0%
Jun-16	Earthwork _ FJ Willert	4 : 4	7	7	100%	2	29%
Jul-16	Earthwork _ FJ Willert	4 : 4	2	2	100%	0	0%
Aug-16	Earthwork _ FJ Willert	5 : 5	4	4	100%	1	25%
Sep-16	Earthwork _ FJ Willert	4 : 4	3	3	100%	1	33%
Oct-16	Earthwork _ FJ Willert	4 : 4	4	3	75%	0	0%
Nov-16	Earthwork _ FJ Willert	4 : 4	1	1	100%	0	0%
Dec-16	Earthwork _ FJ Willert	5 : 5	1	1	100%	0	0%
Jan-17	Earthwork _ FJ Willert	4 : 4	1	1	100%	0	0%
Feb-17	Earthwork _ FJ Willert	4 : 4	0	0	0%	0	0%
Mar-17	Earthwork _ FJ Willert	4 : 4	4	3	75%	0	0%
Apr-17	Earthwork _ FJ Willert	5 : 5	7	7	100%	1	14%
May-17	Earthwork _ FJ Willert	4 : 4	0	0	0%	0	0%
Jun-17	Earthwork _ FJ Willert	4 : 4	4	4	100%	2	50%
Jul-17	Earthwork _ FJ Willert	4 : 4	2	2	100%	1	50%
Aug-17	Earthwork _ FJ Willert	4 : 4	0	0	0%	0	0%
Sep-17	Earthwork _ FJ Willert	4 : 4	0	0	0%	0	0%
Oct-17	Earthwork _ FJ Willert	4 : 4	0	0	0%	0	0%
Nov-17	Earthwork _ FJ Willert	4 : 4	0	0	0%	0	0%
Dec-17	Earthwork _ FJ Willert	5 : 5	2	2	100%	0	0%
Jan-18	Earthwork _ FJ Willert	4 : 4	0	0	0%	0	0%
Feb-18	Earthwork _ FJ Willert	4 : 4	0	0	0%	0	0%
Mar-18	Earthwork _ FJ Willert	3 : 3	0	0	0%	0	0%

Southwestern College - Wellness Aquatics Increment 1 and 2 Contracts
CBA Workforce Utilization Report [EXHIBIT 2]

May-17	Earthwork_Penhall	1 : 1	1	1	100%	0	0%
Jun-17	Earthwork_Penhall	4 : 4	0	0	0%	0	0%
Jul-17	Earthwork_Penhall	4 : 4	0	0	0%	0	0%
Aug-17	Earthwork_Penhall	4 : 4	0	0	0%	0	0%
Sep-17	Earthwork_Penhall	4 : 4	0	0	0%	0	0%
Oct-17	Earthwork_Penhall	4 : 4	0	0	0%	0	0%
Nov-17	Earthwork_Penhall	4 : 4	0	0	0%	0	0%
Dec-17	Earthwork_Penhall	1 : 1	0	0	0%	0	0%
Aug-16	Earthwork_Pavement Recycling	1 : 1	1	0	0%	0	0%
Feb-16	Earthwork_Day & Night	1 : 1	1	1	100%	0	0%
Jul-17	Earthwork_RAP Engineering	3 : 3	10	10	100%	1	10%
Aug-17	Earthwork_RAP Engineering	4 : 4	0	0	0%	0	0%
Sep-17	Earthwork_RAP Engineering	4 : 4	0	0	0%	0	0%
Oct-17	Earthwork_RAP Engineering	4 : 4	0	0	0%	0	0%
Nov-17	Earthwork_RAP Engineering	4 : 4	6	6	100%	0	0%
Dec-17	Earthwork_RAP Engineering	4 : 4	0	0	0%	0	0%
Jan-18	Earthwork_RAP Engineering	2 : 2	0	0	0%	0	0%
Feb-16	Inc 2: BP 08-2 Aggregate Piers _ FJ Willert	1 : 1	1	0	0%	0	0%
Mar-16	Inc 2: BP 08-2 Aggregate Piers _ FJ Willert	4 : 4	2	2	100%	1	50%
Apr-16	Inc 2: BP 08-2 Aggregate Piers _ FJ Willert	4 : 4	6	5	83%	0	0%
Mar-16	Inc 2: BP 08-2 Aggregate Piers _ Hayward Baker	4 : 4	11	8	73%	2	25%
Apr-16	Inc 2: BP 08-2 Aggregate Piers _ Hayward Baker	4 : 4	0	0	0%	0	0%
Sep-16	Inc 2: BP 10-2 Steel _ Infinity Metals	1 : 1	1	1	100%	0	0%
Oct-16	Inc 2: BP 10-2 Steel _ Infinity Metals	4 : 4	5	5	100%	1	20%
Nov-16	Inc 2: BP 10-2 Steel _ Infinity Metals	4 : 4	1	0	0%	0	0%
Dec-16	Inc 2: BP 10-2 Steel _ Infinity Metals	4 : 4	2	1	50%	1	100%
Jan-17	Inc 2: BP 10-2 Steel _ Infinity Metals	5 : 5	0	0	0%	0	0%
Feb-17	Inc 2: BP 10-2 Steel _ Infinity Metals	4 : 4	0	0	0%	0	0%
Mar-17	Inc 2: BP 10-2 Steel _ Infinity Metals	4 : 4	0	0	0%	0	0%
Apr-17	Inc 2: BP 10-2 Steel _ Infinity Metals	1 : 1	0	0	0%	0	0%
Jun-16	Inc 2: BP 10-2 Steel _ Marco Crane	3 : 3	3	3	100%	1	33%
Jul-16	Inc 2: BP 10-2 Steel _ Marco Crane	4 : 4	0	0	0%	0	0%
Aug-16	Inc 2: BP 10-2 Steel _ Marco Crane	4 : 4	0	0	0%	0	0%
Sep-16	Inc 2: BP 10-2 Steel _ Marco Crane	4 : 4	0	0	0%	0	0%
Oct-16	Inc 2: BP 10-2 Steel _ Marco Crane	4 : 4	0	0	0%	0	0%
Nov-16	Inc 2: BP 10-2 Steel _ Marco Crane	4 : 4	4	4	100%	1	25%
Dec-16	Inc 2: BP 10-2 Steel _ Marco Crane	1 : 1	0	0	0%	0	0%
Jun-16	Inc 2: BP 10-2 Steel _ McMahon Steel	2 : 2	6	6	100%	4	67%
Jul-16	Inc 2: BP 10-2 Steel _ McMahon Steel	4 : 4	0	0	0%	0	0%
Aug-16	Inc 2: BP 10-2 Steel _ McMahon Steel	4 : 4	1	1	100%	1	100%
Sep-16	Inc 2: BP 10-2 Steel _ McMahon Steel	4 : 4	8	7	88%	7	100%
Oct-16	Inc 2: BP 10-2 Steel _ McMahon Steel	4 : 4	9	9	100%	8	89%
Nov-16	Inc 2: BP 10-2 Steel _ McMahon Steel	4 : 4	7	7	100%	5	71%
Dec-16	Inc 2: BP 10-2 Steel _ McMahon Steel	4 : 4	3	3	100%	3	100%
Jan-17	Inc 2: BP 10-2 Steel _ McMahon Steel	5 : 5	0	0	0%	0	0%
Feb-17	Inc 2: BP 10-2 Steel _ McMahon Steel	4 : 4	0	0	0%	0	0%
Mar-17	Inc 2: BP 10-2 Steel _ McMahon Steel	4 : 4	0	0	0%	0	0%
Apr-17	Inc 2: BP 10-2 Steel _ McMahon Steel	4 : 4	1	1	100%	1	100%
May-17	Inc 2: BP 10-2 Steel _ McMahon Steel	4 : 4	0	0	0%	0	0%
Jun-17	Inc 2: BP 10-2 Steel _ McMahon Steel	4 : 4	0	0	0%	0	0%
Jul-17	Inc 2: BP 10-2 Steel _ McMahon Steel	4 : 4	0	0	0%	0	0%
Aug-17	Inc 2: BP 10-2 Steel _ McMahon Steel	4 : 4	1	1	100%	1	100%
Sep-17	Inc 2: BP 10-2 Steel _ McMahon Steel	4 : 4	2	2	100%	2	100%
Oct-17	Inc 2: BP 10-2 Steel _ McMahon Steel	4 : 4	1	1	100%	1	100%
Nov-17	Inc 2: BP 10-2 Steel _ McMahon Steel	4 : 4	0	0	0%	0	0%
Dec-17	Inc 2: BP 10-2 Steel _ McMahon Steel	4 : 4	1	1	100%	1	100%
Jan-18	Inc 2: BP 10-2 Steel _ McMahon Steel	4 : 4	0	0	0%	0	0%
Feb-18	Inc 2: BP 10-2 Steel _ McMahon Steel	4 : 4	0	0	0%	0	0%
Mar-18	Inc 2: BP 10-2 Steel _ McMahon Steel	4 : 4	0	0	0%	0	0%
Apr-18	Inc 2: BP 10-2 Steel _ McMahon Steel	4 : 4	2	2	100%	2	100%
May-18	Inc 2: BP 10-2 Steel _ McMahon Steel	4 : 4	0	0	0%	0	0%
Jun-18	Inc 2: BP 10-2 Steel _ McMahon Steel	4 : 4	0	0	0%	0	0%
Jul-18	Inc 2: BP 10-2 Steel _ McMahon Steel	3 : 3	0	0	0%	0	0%
Oct-16	Inc 2: BP 11-2 Sheetmetal _ Letner	4 : 4	1	0	0%	0	0%
Nov-16	Inc 2: BP 11-2 Sheetmetal _ Letner	4 : 4	1	0	0%	0	0%
Dec-16	Inc 2: BP 11-2 Sheetmetal _ Letner	4 : 4	1	0	0%	0	0%
Jan-17	Inc 2: BP 11-2 Sheetmetal _ Letner	4 : 4	0	0	0%	0	0%
Feb-17	Inc 2: BP 11-2 Sheetmetal _ Letner	4 : 4	0	0	0%	0	0%
Mar-17	Inc 2: BP 11-2 Sheetmetal _ Letner	4 : 4	2	2	100%	1	50%
Apr-17	Inc 2: BP 11-2 Sheetmetal _ Letner	4 : 4	2	0	0%	0	0%
May-17	Inc 2: BP 11-2 Sheetmetal _ Letner	4 : 4	1	1	100%	0	0%
Jun-17	Inc 2: BP 11-2 Sheetmetal _ Letner	4 : 4	0	0	0%	0	0%
Jul-17	Inc 2: BP 11-2 Sheetmetal _ Letner	4 : 4	4	2	50%	0	0%
Aug-17	Inc 2: BP 11-2 Sheetmetal _ Letner	5 : 5	5	5	100%	1	20%
Sep-17	Inc 2: BP 11-2 Sheetmetal _ Letner	4 : 4	1	0	0%	0	0%
Oct-17	Inc 2: BP 11-2 Sheetmetal _ Letner	4 : 4	3	0	0%	0	0%
Nov-17	Inc 2: BP 11-2 Sheetmetal _ Letner	4 : 4	3	0	0%	0	0%
Dec-17	Inc 2: BP 11-2 Sheetmetal _ Letner	4 : 4	0	0	0%	0	0%
Jan-18	Inc 2: BP 11-2 Sheetmetal _ Letner	5 : 5	0	0	0%	0	0%

Southwestern College - Wellness Aquatics Increment 1 and 2 Contracts
CBA Workforce Utilization Report [EXHIBIT 2]

Feb-18	Inc 2: BP 11-2 Sheetmetal _ Letner	4 : 4		0	0	0%	0	0%
Mar-18	Inc 2: BP 11-2 Sheetmetal _ Letner	2 : 2		0	0	0%	0	0%
May-17	Inc 2: BP 11-2 Sheetmetal _ Standard Drywall	4 : 4		4	0	0%	0	0%
Jun-17	Inc 2: BP 11-2 Sheetmetal _ Standard Drywall	4 : 4		1	0	0%	0	0%
Jul-17	Inc 2: BP 11-2 Sheetmetal _ Standard Drywall	4 : 4		0	0	0%	0	0%
Aug-17	Inc 2: BP 11-2 Sheetmetal _ Standard Drywall	4 : 4		0	0	0%	0	0%
Sep-17	Inc 2: BP 11-2 Sheetmetal _ Standard Drywall	4 : 4		0	0	0%	0	0%
Oct-17	Inc 2: BP 11-2 Sheetmetal _ Standard Drywall	4 : 4		0	0	0%	0	0%
Nov-17	Inc 2: BP 11-2 Sheetmetal _ Standard Drywall	4 : 4		1	0	0%	0	0%
Dec-17	Inc 2: BP 11-2 Sheetmetal _ Standard Drywall	3 : 3		0	0	0%	0	0%
Oct-16	Inc 2: BP 12-2 Roofing _ A Good Roofer	1 : 1		6	6	100%	3	50%
Nov-16	Inc 2: BP 12-2 Roofing _ A Good Roofer	4 : 4		4	4	100%	0	0%
Dec-16	Inc 2: BP 12-2 Roofing _ A Good Roofer	5 : 5		6	6	100%	3	50%
Jan-17	Inc 2: BP 12-2 Roofing _ A Good Roofer	5 : 5		1	0	0%	0	0%
Feb-17	Inc 2: BP 12-2 Roofing _ A Good Roofer	4 : 4		0	0	0%	0	0%
Mar-17	Inc 2: BP 12-2 Roofing _ A Good Roofer	4 : 4		5	5	100%	2	40%
Apr-17	Inc 2: BP 12-2 Roofing _ A Good Roofer	4 : 4		1	0	0%	0	0%
May-17	Inc 2: BP 12-2 Roofing _ A Good Roofer	4 : 4		1	1	100%	0	0%
Jun-17	Inc 2: BP 12-2 Roofing _ A Good Roofer	4 : 4		0	0	0%	0	0%
Jul-17	Inc 2: BP 12-2 Roofing _ A Good Roofer	4 : 4		0	0	0%	0	0%
Aug-17	Inc 2: BP 12-2 Roofing _ A Good Roofer	4 : 4		0	0	0%	0	0%
Sep-17	Inc 2: BP 12-2 Roofing _ A Good Roofer	4 : 4		0	0	0%	0	0%
Oct-17	Inc 2: BP 12-2 Roofing _ A Good Roofer	4 : 4		0	0	0%	0	0%
Nov-17	Inc 2: BP 12-2 Roofing _ A Good Roofer	4 : 4		0	0	0%	0	0%
Dec-17	Inc 2: BP 12-2 Roofing _ A Good Roofer	5 : 5		0	0	0%	0	0%
Jan-18	Inc 2: BP 12-2 Roofing _ A Good Roofer	2 : 2		1	1	100%	0	0%
Nov-16	Inc 2: BP 13-2 General _ Alcal	2 : 2		2	2	100%	1	50%
Dec-16	Inc 2: BP 13-2 General _ Alcal	4 : 4		2	2	100%	1	50%
Jan-17	Inc 2: BP 13-2 General _ Alcal	4 : 4		2	2	100%	2	100%
Feb-17	Inc 2: BP 13-2 General _ Alcal	4 : 4		0	0	0%	0	0%
Mar-17	Inc 2: BP 13-2 General _ Alcal	4 : 4		0	0	0%	0	0%
Apr-17	Inc 2: BP 13-2 General _ Alcal	4 : 4		5	0	0%	0	0%
May-17	Inc 2: BP 13-2 General _ Alcal	4 : 4		0	0	0%	0	0%
Jun-17	Inc 2: BP 13-2 General _ Alcal	4 : 4		0	0	0%	0	0%
Jul-17	Inc 2: BP 13-2 General _ Alcal	4 : 4		0	0	0%	0	0%
Aug-17	Inc 2: BP 13-2 General _ Alcal	4 : 4		0	0	0%	0	0%
Sep-17	Inc 2: BP 13-2 General _ Alcal	4 : 4		0	0	0%	0	0%
Oct-17	Inc 2: BP 13-2 General _ Alcal	4 : 4		0	0	0%	0	0%
Nov-17	Inc 2: BP 13-2 General _ Alcal	4 : 4		0	0	0%	0	0%
Dec-17	Inc 2: BP 13-2 General _ Alcal	5 : 5		0	0	0%	0	0%
Jan-18	Inc 2: BP 13-2 General _ Alcal	4 : 4		0	0	0%	0	0%
Feb-18	Inc 2: BP 13-2 General _ Alcal	4 : 4		0	0	0%	0	0%
Mar-18	Inc 2: BP 13-2 General _ Alcal	4 : 4		0	0	0%	0	0%
Apr-18	Inc 2: BP 13-2 General _ Alcal	4 : 4		0	0	0%	0	0%
Jan-17	Inc 2: BP 13-2 General _ Alert	3 : 3		3	0	0%	0	0%
Feb-17	Inc 2: BP 13-2 General _ Alert	4 : 4		0	0	0%	0	0%
Mar-17	Inc 2: BP 13-2 General _ Alert	4 : 4		0	0	0%	0	0%
Apr-17	Inc 2: BP 13-2 General _ Alert	4 : 4		0	0	0%	0	0%
May-17	Inc 2: BP 13-2 General _ Alert	4 : 4		0	0	0%	0	0%
Jun-17	Inc 2: BP 13-2 General _ Alert	5 : 5		1	0	0%	0	0%
Jul-16	Inc 2: BP 13-2 General _ Brady	2 : 2		1	1	100%	1	100%
Aug-16	Inc 2: BP 13-2 General _ Brady	5 : 5		0	0	0%	0	0%
Sep-16	Inc 2: BP 13-2 General _ Brady	4 : 4		1	1	100%	1	100%
Oct-16	Inc 2: BP 13-2 General _ Brady	4 : 4		5	5	100%	2	40%
Nov-16	Inc 2: BP 13-2 General _ Brady	4 : 4		10	8	80%	6	75%
Dec-16	Inc 2: BP 13-2 General _ Brady	4 : 4		12	5	42%	1	20%
Jan-17	Inc 2: BP 13-2 General _ Brady	5 : 5		20	18	90%	12	67%
Feb-17	Inc 2: BP 13-2 General _ Brady	4 : 4		15	13	87%	5	38%
Mar-17	Inc 2: BP 13-2 General _ Brady	4 : 4		12	10	83%	5	50%
Apr-17	Inc 2: BP 13-2 General _ Brady	4 : 4		32	26	81%	14	54%
May-17	Inc 2: BP 13-2 General _ Brady	4 : 4		16	15	94%	6	40%
Jun-17	Inc 2: BP 13-2 General _ Brady	4 : 4		4	4	100%	0	0%
Jul-17	Inc 2: BP 13-2 General _ Brady	4 : 4		5	5	100%	1	20%
Aug-17	Inc 2: BP 13-2 General _ Brady	4 : 4		4	4	100%	2	50%
Sep-17	Inc 2: BP 13-2 General _ Brady	4 : 4		6	6	100%	1	17%
Oct-17	Inc 2: BP 13-2 General _ Brady	4 : 4		4	4	100%	1	25%
Nov-17	Inc 2: BP 13-2 General _ Brady	4 : 4		2	2	100%	1	50%
Dec-17	Inc 2: BP 13-2 General _ Brady	4 : 4		5	5	100%	2	40%
Jan-18	Inc 2: BP 13-2 General _ Brady	4 : 4		2	2	100%	1	50%
Feb-18	Inc 2: BP 13-2 General _ Brady	4 : 4		0	0	0%	0	0%
Mar-18	Inc 2: BP 13-2 General _ Brady	4 : 4		0	0	0%	0	0%
Apr-18	Inc 2: BP 13-2 General _ Brady	4 : 4		0	0	0%	0	0%
May-18	Inc 2: BP 13-2 General _ Brady	4 : 4		0	0	0%	0	0%
Jun-18	Inc 2: BP 13-2 General _ Brady	2 : 2		0	0	0%	0	0%
Oct-16	Inc 2: BP 13-2 General _ Commercial Scaffold	5 : 5		3	3	100%	0	0%
Nov-16	Inc 2: BP 13-2 General _ Commercial Scaffold	4 : 4		0	0	0%	0	0%
Dec-16	Inc 2: BP 13-2 General _ Commercial Scaffold	4 : 4		1	1	100%	0	0%
Jan-17	Inc 2: BP 13-2 General _ Commercial Scaffold	4 : 4		5	4	80%	1	25%
Feb-17	Inc 2: BP 13-2 General _ Commercial Scaffold	4 : 4		4	3	75%	0	0%

Southwestern College - Wellness Aquatics Increment 1 and 2 Contracts
CBA Workforce Utilization Report [EXHIBIT 2]

Mar-17	Inc 2: BP 13-2 General _ Commercial Scaffold	4 : 4		5	4	80%	0	0%
Apr-17	Inc 2: BP 13-2 General _ Commercial Scaffold	5 : 5		1	0	0%	0	0%
May-17	Inc 2: BP 13-2 General _ Commercial Scaffold	4 : 4		2	2	100%	1	50%
Jun-17	Inc 2: BP 13-2 General _ Commercial Scaffold	4 : 4		4	3	75%	0	0%
Jul-17	Inc 2: BP 13-2 General _ Commercial Scaffold	4 : 4		0	0	0%	0	0%
Aug-17	Inc 2: BP 13-2 General _ Commercial Scaffold	4 : 4		0	0	0%	0	0%
Sep-17	Inc 2: BP 13-2 General _ Commercial Scaffold	4 : 4		0	0	0%	0	0%
Oct-17	Inc 2: BP 13-2 General _ Commercial Scaffold	5 : 5		0	0	0%	0	0%
Nov-17	Inc 2: BP 13-2 General _ Commercial Scaffold	3 : 3		0	0	0%	0	0%
Jul-16	Inc 2: BP 13-2 General _ Electro Specialty Sys	1 : 1		2	2	100%	0	0%
Aug-16	Inc 2: BP 13-2 General _ Electro Specialty Sys	4 : 4		5	5	100%	1	20%
Sep-16	Inc 2: BP 13-2 General _ Electro Specialty Sys	4 : 4		0	0	0%	0	0%
Oct-16	Inc 2: BP 13-2 General _ Electro Specialty Sys	4 : 4		0	0	0%	0	0%
Nov-16	Inc 2: BP 13-2 General _ Electro Specialty Sys	4 : 4		0	0	0%	0	0%
Dec-16	Inc 2: BP 13-2 General _ Electro Specialty Sys	5 : 5		0	0	0%	0	0%
Jan-17	Inc 2: BP 13-2 General _ Electro Specialty Sys	5 : 5		0	0	0%	0	0%
Feb-17	Inc 2: BP 13-2 General _ Electro Specialty Sys	4 : 4		0	0	0%	0	0%
Mar-17	Inc 2: BP 13-2 General _ Electro Specialty Sys	4 : 4		0	0	0%	0	0%
Apr-17	Inc 2: BP 13-2 General _ Electro Specialty Sys	4 : 4		0	0	0%	0	0%
May-17	Inc 2: BP 13-2 General _ Electro Specialty Sys	4 : 4		0	0	0%	0	0%
Jun-17	Inc 2: BP 13-2 General _ Electro Specialty Sys	4 : 4		1	1	100%	0	0%
Jul-17	Inc 2: BP 13-2 General _ Electro Specialty Sys	4 : 4		0	0	0%	0	0%
Aug-17	Inc 2: BP 13-2 General _ Electro Specialty Sys	4 : 4		0	0	0%	0	0%
Sep-17	Inc 2: BP 13-2 General _ Electro Specialty Sys	4 : 4		0	0	0%	0	0%
Oct-17	Inc 2: BP 13-2 General _ Electro Specialty Sys	4 : 4		0	0	0%	0	0%
Nov-17	Inc 2: BP 13-2 General _ Electro Specialty Sys	4 : 4		1	1	100%	1	100%
Dec-17	Inc 2: BP 13-2 General _ Electro Specialty Sys	5 : 5		1	1	100%	1	100%
Jan-18	Inc 2: BP 13-2 General _ Electro Specialty Sys	4 : 4		0	0	0%	0	0%
Feb-18	Inc 2: BP 13-2 General _ Electro Specialty Sys	3 : 3		0	0	0%	0	0%
Feb-18	Inc 2: BP 13-2 General _ Kindness GC	1 : 1		1	0	0%	0	0%
Nov-16	Inc 2: BP 13-2 General _ Final Cleaning Solutions	1 : 1		1	0	0%	0	0%
Dec-16	Inc 2: BP 13-2 General _ Final Cleaning Solutions	4 : 4		1	1	100%	0	0%
Jan-17	Inc 2: BP 13-2 General _ Final Cleaning Solutions	4 : 4		3	0	0%	0	0%
Feb-17	Inc 2: BP 13-2 General _ Final Cleaning Solutions	4 : 4		1	0	0%	0	0%
Mar-17	Inc 2: BP 13-2 General _ Final Cleaning Solutions	4 : 4		0	0	0%	0	0%
Apr-17	Inc 2: BP 13-2 General _ Final Cleaning Solutions	4 : 4		1	0	0%	0	0%
May-17	Inc 2: BP 13-2 General _ Final Cleaning Solutions	4 : 4		1	1	100%	0	0%
Jun-17	Inc 2: BP 13-2 General _ Final Cleaning Solutions	4 : 4		0	0	0%	0	0%
Jul-17	Inc 2: BP 13-2 General _ Final Cleaning Solutions	4 : 4		3	0	0%	0	0%
Aug-17	Inc 2: BP 13-2 General _ Final Cleaning Solutions	4 : 4		1	0	0%	0	0%
Sep-17	Inc 2: BP 13-2 General _ Final Cleaning Solutions	4 : 4		0	0	0%	0	0%
Oct-17	Inc 2: BP 13-2 General _ Final Cleaning Solutions	4 : 4		7	6	86%	2	33%
Nov-17	Inc 2: BP 13-2 General _ Final Cleaning Solutions	4 : 4		2	1	50%	0	0%
Dec-17	Inc 2: BP 13-2 General _ Final Cleaning Solutions	4 : 4		4	0	0%	0	0%
Jan-18	Inc 2: BP 13-2 General _ Final Cleaning Solutions	4 : 4		1	0	0%	0	0%
Feb-18	Inc 2: BP 13-2 General _ Final Cleaning Solutions	4 : 4		0	0	0%	0	0%
Mar-18	Inc 2: BP 13-2 General _ Final Cleaning Solutions	4 : 4		0	0	0%	0	0%
Apr-18	Inc 2: BP 13-2 General _ Final Cleaning Solutions	4 : 4		0	0	0%	0	0%
May-18	Inc 2: BP 13-2 General _ Final Cleaning Solutions	3 : 3		0	0	0%	0	0%
May-17	Inc 2: BP 13-2 General _ Karcher	2 : 2		2	2	100%	0	0%
Jun-17	Inc 2: BP 13-2 General _ Karcher	2 : 2		0	0	0%	0	0%
Jul-17	Inc 2: BP 13-2 General _ Karcher	4 : 4		0	0	0%	0	0%
Aug-17	Inc 2: BP 13-2 General _ Karcher	4 : 4		0	0	0%	0	0%
Sep-17	Inc 2: BP 13-2 General _ Karcher	4 : 4		0	0	0%	0	0%
Oct-16	Inc 2: BP 13-2 General _ Marco Crane	1 : 1		4	4	100%	0	0%
Dec-16	Inc 2: BP 13-2 General _ Simmons & Wood	3 : 3		1	1	100%	0	0%
Jan-17	Inc 2: BP 13-2 General _ Simmons & Wood	4 : 4		1	1	100%	0	0%
Feb-17	Inc 2: BP 13-2 General _ Simmons & Wood	4 : 4		1	1	100%	0	0%
Mar-17	Inc 2: BP 13-2 General _ Simmons & Wood	4 : 4		0	0	0%	0	0%
Apr-17	Inc 2: BP 13-2 General _ Simmons & Wood	4 : 4		2	2	100%	0	0%
May-17	Inc 2: BP 13-2 General _ Simmons & Wood	4 : 4		3	3	100%	0	0%
Jun-17	Inc 2: BP 13-2 General _ Simmons & Wood	4 : 4		1	1	100%	1	100%
Jul-17	Inc 2: BP 13-2 General _ Simmons & Wood	4 : 4		1	1	100%	0	0%
Aug-17	Inc 2: BP 13-2 General _ Simmons & Wood	5 : 5		0	0	0%	0	0%
Sep-17	Inc 2: BP 13-2 General _ Simmons & Wood	4 : 4		0	0	0%	0	0%
Oct-17	Inc 2: BP 13-2 General _ Simmons & Wood	4 : 4		1	1	100%	0	0%
Nov-17	Inc 2: BP 13-2 General _ Simmons & Wood	4 : 4		0	0	0%	0	0%
Dec-17	Inc 2: BP 13-2 General _ Simmons & Wood	4 : 4		0	0	0%	0	0%
Jan-18	Inc 2: BP 13-2 General _ Simmons & Wood	4 : 4		0	0	0%	0	0%
Feb-18	Inc 2: BP 13-2 General _ Simmons & Wood	4 : 4		0	0	0%	0	0%
Mar-18	Inc 2: BP 13-2 General _ Simmons & Wood	4 : 4		0	0	0%	0	0%
Jun-17	Inc 2: BP 13-2 General _ Sunstate	1 : 1		3	0	0%	0	0%
Jul-17	Inc 2: BP 13-2 General _ Sunstate	5 : 5		0	0	0%	0	0%
Aug-17	Inc 2: BP 13-2 General _ Sunstate	4 : 4		0	0	0%	0	0%
Sep-17	Inc 2: BP 13-2 General _ Sunstate	4 : 4		0	0	0%	0	0%
Oct-17	Inc 2: BP 13-2 General _ Sunstate	2 : 2		0	0	0%	0	0%
Apr-17	Inc 2: BP 13-2 General _ Superior Door	1 : 1		3	3	100%	0	0%
May-17	Inc 2: BP 13-2 General _ Superior Door	4 : 4		0	0	0%	0	0%
Jun-17	Inc 2: BP 13-2 General _ Superior Door	4 : 4		0	0	0%	0	0%

Southwestern College - Wellness Aquatics Increment 1 and 2 Contracts
CBA Workforce Utilization Report [EXHIBIT 2]

Jul-17	Inc 2: BP 13-2 General _ Superior Door	4 : 4		0	0	0%	0	0%
Aug-17	Inc 2: BP 13-2 General _ Superior Door	4 : 4		0	0	0%	0	0%
Sep-17	Inc 2: BP 13-2 General _ Superior Door	4 : 4		0	0	0%	0	0%
Oct-17	Inc 2: BP 13-2 General _ Superior Door	4 : 4		0	0	0%	0	0%
Nov-17	Inc 2: BP 13-2 General _ Superior Door	2 : 2		1	1	100%	1	100%
Oct-16	Inc 2: BP 13-2 General _ TL Shields	2 : 2		2	0	0%	0	0%
Nov-16	Inc 2: BP 13-2 General _ TL Shields	4 : 4		0	0	0%	0	0%
Dec-16	Inc 2: BP 13-2 General _ TL Shields	4 : 4		0	0	0%	0	0%
Jan-17	Inc 2: BP 13-2 General _ TL Shields	4 : 4		0	0	0%	0	0%
Feb-17	Inc 2: BP 13-2 General _ TL Shields	4 : 4		0	0	0%	0	0%
Mar-17	Inc 2: BP 13-2 General _ TL Shields	4 : 4		1	0	0%	0	0%
Apr-17	Inc 2: BP 13-2 General _ TL Shields	4 : 4		0	0	0%	0	0%
May-17	Inc 2: BP 13-2 General _ TL Shields	4 : 4		1	0	0%	0	0%
Jun-17	Inc 2: BP 13-2 General _ TL Shields	4 : 4		0	0	0%	0	0%
Jul-17	Inc 2: BP 13-2 General _ TL Shields	5 : 5		0	0	0%	0	0%
Aug-17	Inc 2: BP 13-2 General _ TL Shields	4 : 4		0	0	0%	0	0%
Sep-17	Inc 2: BP 13-2 General _ TL Shields	4 : 4		0	0	0%	0	0%
Oct-17	Inc 2: BP 13-2 General _ TL Shields	5 : 5		1	0	0%	0	0%
Nov-17	Inc 2: BP 13-2 General _ TL Shields	4 : 4		0	0	0%	0	0%
Dec-17	Inc 2: BP 13-2 General _ TL Shields	3 : 3		0	0	0%	0	0%
Nov-16	Inc 2: BP 14-2 Glazing _ Center Glass	4 : 4		2	2	100%	1	50%
Dec-16	Inc 2: BP 14-2 Glazing _ Center Glass	4 : 4		2	2	100%	0	0%
Jan-17	Inc 2: BP 14-2 Glazing _ Center Glass	5 : 5		0	0	0%	0	0%
Feb-17	Inc 2: BP 14-2 Glazing _ Center Glass	4 : 4		8	8	100%	2	25%
Mar-17	Inc 2: BP 14-2 Glazing _ Center Glass	4 : 4		0	0	0%	0	0%
Apr-17	Inc 2: BP 14-2 Glazing _ Center Glass	4 : 4		0	0	0%	0	0%
May-17	Inc 2: BP 14-2 Glazing _ Center Glass	4 : 4		0	0	0%	0	0%
Jun-17	Inc 2: BP 14-2 Glazing _ Center Glass	4 : 4		0	0	0%	0	0%
Jul-17	Inc 2: BP 14-2 Glazing _ Center Glass	4 : 4		2	2	100%	1	50%
Aug-17	Inc 2: BP 14-2 Glazing _ Center Glass	4 : 4		0	0	0%	0	0%
Sep-17	Inc 2: BP 14-2 Glazing _ Center Glass	4 : 4		0	0	0%	0	0%
Oct-17	Inc 2: BP 14-2 Glazing _ Center Glass	5 : 5		0	0	0%	0	0%
Nov-17	Inc 2: BP 14-2 Glazing _ Center Glass	4 : 4		0	0	0%	0	0%
Dec-17	Inc 2: BP 14-2 Glazing _ Center Glass	5 : 5		0	0	0%	0	0%
Jan-18	Inc 2: BP 14-2 Glazing _ Center Glass	4 : 4		0	0	0%	0	0%
Feb-18	Inc 2: BP 14-2 Glazing _ Center Glass	4 : 4		0	0	0%	0	0%
Mar-18	Inc 2: BP 14-2 Glazing _ Center Glass	4 : 4		0	0	0%	0	0%
Apr-18	Inc 2: BP 14-2 Glazing _ Center Glass	4 : 4		0	0	0%	0	0%
May-18	Inc 2: BP 14-2 Glazing _ Center Glass	3 : 3		0	0	0%	0	0%
Mar-17	Inc 2: BP 14-2 Glazing _ DSM	3 : 3		1	0	0%	0	0%
Apr-17	Inc 2: BP 14-2 Glazing _ DSM	4 : 4		0	0	0%	0	0%
May-17	Inc 2: BP 14-2 Glazing _ DSM	4 : 4		2	1	50%	0	0%
Jun-17	Inc 2: BP 14-2 Glazing _ DSM	4 : 4		0	0	0%	0	0%
Jul-17	Inc 2: BP 14-2 Glazing _ DSM	4 : 4		7	7	100%	3	43%
Aug-17	Inc 2: BP 14-2 Glazing _ DSM	4 : 4		1	0	0%	0	0%
Sep-17	Inc 2: BP 14-2 Glazing _ DSM	4 : 4		0	0	0%	0	0%
Mar-17	Inc 2: BP 15-2 Carp Fin _ Cabinet Installations	1 : 1		3	3	100%	0	0%
Apr-17	Inc 2: BP 15-2 Carp Fin _ Cabinet Installations	4 : 4		2	2	100%	2	100%
May-17	Inc 2: BP 15-2 Carp Fin _ Cabinet Installations	4 : 4		1	1	100%	0	0%
Jun-17	Inc 2: BP 15-2 Carp Fin _ Cabinet Installations	4 : 4		1	1	100%	0	0%
Jul-17	Inc 2: BP 15-2 Carp Fin _ Cabinet Installations	4 : 4		4	2	50%	1	50%
Aug-17	Inc 2: BP 15-2 Carp Fin _ Cabinet Installations	4 : 4		0	0	0%	0	0%
Sep-17	Inc 2: BP 15-2 Carp Fin _ Cabinet Installations	4 : 4		2	1	50%	0	0%
Oct-17	Inc 2: BP 15-2 Carp Fin _ Cabinet Installations	4 : 4		4	2	50%	1	50%
Apr-17	Inc 2: BP 16-2 Tile _ Inland Pac Tile	3 : 3		3	1	33%	0	0%
May-17	Inc 2: BP 16-2 Tile _ Inland Pac Tile	4 : 4		15	15	100%	6	40%
Jun-17	Inc 2: BP 16-2 Tile _ Inland Pac Tile	4 : 4		5	3	60%	2	67%
Jul-17	Inc 2: BP 16-2 Tile _ Inland Pac Tile	4 : 4		2	0	0%	0	0%
Aug-17	Inc 2: BP 16-2 Tile _ Inland Pac Tile	4 : 4		0	0	0%	0	0%
Sep-17	Inc 2: BP 16-2 Tile _ Inland Pac Tile	4 : 4		1	0	0%	0	0%
Oct-17	Inc 2: BP 16-2 Tile _ Inland Pac Tile	1 : 1		0	0	0%	0	0%
Aug-17	Inc 2: BP 17-2 Flooring _ MS Rouse	4 : 4		7	3	43%	2	67%
Sep-17	Inc 2: BP 17-2 Flooring _ MS Rouse	4 : 4		6	6	100%	3	50%
Oct-17	Inc 2: BP 17-2 Flooring _ MS Rouse	4 : 4		0	0	0%	0	0%
Nov-17	Inc 2: BP 17-2 Flooring _ MS Rouse	4 : 4		2	0	0%	0	0%
Dec-17	Inc 2: BP 17-2 Flooring _ MS Rouse	4 : 4		0	0	0%	0	0%
Jan-18	Inc 2: BP 17-2 Flooring _ MS Rouse	4 : 4		0	0	0%	0	0%
Feb-18	Inc 2: BP 17-2 Flooring _ MS Rouse	4 : 4		0	0	0%	0	0%
Mar-18	Inc 2: BP 17-2 Flooring _ MS Rouse	4 : 4		0	0	0%	0	0%
Apr-18	Inc 2: BP 17-2 Flooring _ MS Rouse	4 : 4		0	0	0%	0	0%
Mar-17	Inc 2: BP 18-2 _ ISEC	3 : 3		2	2	100%	0	0%
Apr-17	Inc 2: BP 18-2 _ ISEC	5 : 5		3	3	100%	0	0%
May-17	Inc 2: BP 18-2 _ ISEC	4 : 4		4	4	100%	2	50%
Jun-17	Inc 2: BP 18-2 _ ISEC	4 : 4		5	4	80%	0	0%
Jul-17	Inc 2: BP 18-2 _ ISEC	5 : 5		0	0	0%	0	0%
Aug-17	Inc 2: BP 18-2 _ ISEC	4 : 4		1	1	100%	0	0%
Sep-17	Inc 2: BP 18-2 _ ISEC	4 : 4		3	3	100%	1	33%

Southwestern College - Wellness Aquatics Increment 1 and 2 Contracts
CBA Workforce Utilization Report [EXHIBIT 2]

Oct-17	Inc 2: BP 18-2 _ ISEC	5 : 5	0	0	0%	0	0%
Nov-17	Inc 2: BP 18-2 _ ISEC	4 : 4	0	0	0%	0	0%
Dec-17	Inc 2: BP 18-2 _ ISEC	5 : 5	1	1	100%	0	0%
Jan-18	Inc 2: BP 18-2 _ ISEC	4 : 4	0	0	0%	0	0%
Feb-18	Inc 2: BP 18-2 _ ISEC	4 : 4	0	0	0%	0	0%
Mar-18	Inc 2: BP 18-2 _ ISEC	4 : 4	0	0	0%	0	0%
Apr-18	Inc 2: BP 18-2 _ ISEC	4 : 4	0	0	0%	0	0%
Jun-17	Inc 2: BP 18-2 _ Diversified Window Coverings	3 : 3	2	2	100%	0	0%
Jul-17	Inc 2: BP 18-2 _ Diversified Window Coverings	4 : 4	0	0	0%	0	0%
Aug-17	Inc 2: BP 18-2 _ Diversified Window Coverings	4 : 4	2	2	100%	0	0%
Sep-17	Inc 2: BP 18-2 _ Diversified Window Coverings	4 : 4	0	0	0%	0	0%
Oct-17	Inc 2: BP 18-2 _ Diversified Window Coverings	4 : 4	1	1	100%	0	0%
Nov-17	Inc 2: BP 18-2 _ Diversified Window Coverings	3 : 3	0	0	0%	0	0%
Jul-17	Inc 2: BP 19-2 _ McWil Sports Surfaces	2 : 2	3	0	0%	0	0%
Aug-17	Inc 2: BP 19-2 _ McWil Sports Surfaces	4 : 4	0	0	0%	0	0%
Sep-17	Inc 2: BP 19-2 _ McWil Sports Surfaces	4 : 4	8	0	0%	0	0%
Oct-17	Inc 2: BP 19-2 _ McWil Sports Surfaces	4 : 4	3	0	0%	0	0%
Nov-17	Inc 2: BP 19-2 _ McWil Sports Surfaces	4 : 4	1	0	0%	0	0%
Dec-17	Inc 2: BP 19-2 _ McWil Sports Surfaces	4 : 4	0	0	0%	0	0%
Aug-17	Inc 2: BP 20-2 _ Gym Tek Inc	4 : 4	4	0	0%	0	0%
Sep-17	Inc 2: BP 20-2 _ Gym Tek Inc	4 : 4	0	0	0%	0	0%
Oct-17	Inc 2: BP 20-2 _ Gym Tek Inc	4 : 4	5	0	0%	0	0%
Nov-17	Inc 2: BP 20-2 _ Gym Tek Inc	4 : 4	1	0	0%	0	0%
Dec-17	Inc 2: BP 20-2 _ Gym Tek Inc	4 : 4	0	0	0%	0	0%
Jul-16	Inc 2: BP 22-2 Fire Protection _ Schmidt	3 : 3	1	1	100%	1	100%
Aug-16	Inc 2: BP 22-2 Fire Protection _ Schmidt	4 : 4	1	1	100%	0	0%
Sep-16	Inc 2: BP 22-2 Fire Protection _ Schmidt	4 : 4	0	0	0%	0	0%
Oct-16	Inc 2: BP 22-2 Fire Protection _ Schmidt	4 : 4	0	0	0%	0	0%
Nov-16	Inc 2: BP 22-2 Fire Protection _ Schmidt	4 : 4	2	2	100%	0	0%
Dec-16	Inc 2: BP 22-2 Fire Protection _ Schmidt	4 : 4	0	0	0%	0	0%
Jan-17	Inc 2: BP 22-2 Fire Protection _ Schmidt	4 : 4	1	1	100%	1	100%
Feb-17	Inc 2: BP 22-2 Fire Protection _ Schmidt	4 : 4	4	4	100%	1	25%
Mar-17	Inc 2: BP 22-2 Fire Protection _ Schmidt	4 : 4	1	1	100%	0	0%
Apr-17	Inc 2: BP 22-2 Fire Protection _ Schmidt	4 : 4	1	1	100%	0	0%
May-17	Inc 2: BP 22-2 Fire Protection _ Schmidt	4 : 4	0	0	0%	0	0%
Jun-17	Inc 2: BP 22-2 Fire Protection _ Schmidt	4 : 4	2	2	100%	1	50%
Jul-17	Inc 2: BP 22-2 Fire Protection _ Schmidt	4 : 4	3	3	100%	0	0%
Aug-17	Inc 2: BP 22-2 Fire Protection _ Schmidt	4 : 4	1	1	100%	1	100%
Sep-17	Inc 2: BP 22-2 Fire Protection _ Schmidt	4 : 4	1	0	0%	0	0%
Oct-17	Inc 2: BP 22-2 Fire Protection _ Schmidt	4 : 4	0	0	0%	0	0%
Nov-17	Inc 2: BP 22-2 Fire Protection _ Schmidt	4 : 4	0	0	0%	0	0%
Dec-17	Inc 2: BP 22-2 Fire Protection _ Schmidt	5 : 5	0	0	0%	0	0%
Jan-18	Inc 2: BP 22-2 Fire Protection _ Schmidt	3 : 3	0	0	0%	0	0%
Apr-17	Inc 2: BP 22-2 Fire Protection _ Cut N Core	4 : 4	1	1	100%	1	100%
May-17	Inc 2: BP 22-2 Fire Protection _ Cut N Core	4 : 4	0	0	0%	0	0%
Jun-17	Inc 2: BP 22-2 Fire Protection _ Cut N Core	4 : 4	0	0	0%	0	0%
Jul-17	Inc 2: BP 22-2 Fire Protection _ Cut N Core	3 : 3	0	0	0%	0	0%
Sep-16	Inc 2: BP 23-2 Plumbing _ Cut N Core	1 : 1	1	1	100%	1	100%
Jan-17	Inc 2: BP 23-2 Plumbing _ Cut N Core	4 : 4	1	1	100%	1	100%
Feb-17	Inc 2: BP 23-2 Plumbing _ Cut N Core	4 : 4	0	0	0%	0	0%
Mar-17	Inc 2: BP 23-2 Plumbing _ Cut N Core	4 : 4	2	2	100%	1	50%
Apr-17	Inc 2: BP 23-2 Plumbing _ Cut N Core	4 : 4	1	1	100%	0	0%
May-17	Inc 2: BP 23-2 Plumbing _ Cut N Core	4 : 4	0	0	0%	0	0%
Jun-17	Inc 2: BP 23-2 Plumbing _ Cut N Core	4 : 4	0	0	0%	0	0%
Jul-17	Inc 2: BP 23-2 Plumbing _ Cut N Core	4 : 4	0	0	0%	0	0%
Aug-17	Inc 2: BP 23-2 Plumbing _ Cut N Core	4 : 4	0	0	0%	0	0%
Sep-17	Inc 2: BP 23-2 Plumbing _ Cut N Core	4 : 4	0	0	0%	0	0%
Oct-17	Inc 2: BP 23-2 Plumbing _ Cut N Core	3 : 3	0	0	0%	0	0%
May-16	Inc 2: BP 23-2 Plumbing _ Interpipe	2 : 2	7	7	100%	2	29%
Jun-16	Inc 2: BP 23-2 Plumbing _ Interpipe	4 : 4	1	1	100%	0	0%
Jul-16	Inc 2: BP 23-2 Plumbing _ Interpipe	4 : 4	1	1	100%	0	0%
Aug-16	Inc 2: BP 23-2 Plumbing _ Interpipe	5 : 5	0	0	0%	0	0%
Sep-16	Inc 2: BP 23-2 Plumbing _ Interpipe	4 : 4	0	0	0%	0	0%
Oct-16	Inc 2: BP 23-2 Plumbing _ Interpipe	4 : 4	1	0	0%	0	0%
Nov-16	Inc 2: BP 23-2 Plumbing _ Interpipe	4 : 4	6	6	100%	1	17%
Dec-16	Inc 2: BP 23-2 Plumbing _ Interpipe	4 : 4	5	5	100%	1	20%
Jan-17	Inc 2: BP 23-2 Plumbing _ Interpipe	5 : 5	9	9	100%	1	11%
Feb-17	Inc 2: BP 23-2 Plumbing _ Interpipe	4 : 4	5	5	100%	1	20%
Mar-17	Inc 2: BP 23-2 Plumbing _ Interpipe	4 : 4	7	7	100%	2	29%
Apr-17	Inc 2: BP 23-2 Plumbing _ Interpipe	4 : 4	2	2	100%	1	50%
May-17	Inc 2: BP 23-2 Plumbing _ Interpipe	4 : 4	0	0	0%	0	0%
Jun-17	Inc 2: BP 23-2 Plumbing _ Interpipe	4 : 4	1	1	100%	0	0%
Jul-17	Inc 2: BP 23-2 Plumbing _ Interpipe	4 : 4	0	0	0%	0	0%
Aug-17	Inc 2: BP 23-2 Plumbing _ Interpipe	4 : 4	0	0	0%	0	0%
Sep-17	Inc 2: BP 23-2 Plumbing _ Interpipe	4 : 4	0	0	0%	0	0%
Oct-17	Inc 2: BP 23-2 Plumbing _ Interpipe	4 : 4	0	0	0%	0	0%
Nov-17	Inc 2: BP 23-2 Plumbing _ Interpipe	4 : 4	0	0	0%	0	0%
Dec-17	Inc 2: BP 23-2 Plumbing _ Interpipe	4 : 4	0	0	0%	0	0%
Jan-18	Inc 2: BP 23-2 Plumbing _ Interpipe	5 : 5	0	0	0%	0	0%

Southwestern College - Wellness Aquatics Increment 1 and 2 Contracts
CBA Workforce Utilization Report [EXHIBIT 2]

Feb-18	Inc 2: BP 23-2 Plumbing _ Interpipe	4 : 4		0	0	0%	0	0%
Mar-18	Inc 2: BP 23-2 Plumbing _ Interpipe	4 : 4		0	0	0%	0	0%
Apr-18	Inc 2: BP 23-2 Plumbing _ Interpipe	4 : 4		0	0	0%	0	0%
May-18	Inc 2: BP 23-2 Plumbing _ Interpipe	1 : 1		3	3	100%	1	33%
Mar-17	Inc 2: BP 23-2 Plumbing _ Farwest	2 : 2		2	2	100%	1	50%
Apr-17	Inc 2: BP 23-2 Plumbing _ Farwest	4 : 4		1	1	100%	0	0%
Feb-17	Inc 2: BP 23-2 Plumbing _ Tri County Insulation	4 : 4		3	3	100%	0	0%
Mar-17	Inc 2: BP 23-2 Plumbing _ Tri County Insulation	4 : 4		0	0	0%	0	0%
Apr-17	Inc 2: BP 23-2 Plumbing _ Tri County Insulation	4 : 4		1	1	100%	0	0%
May-17	Inc 2: BP 23-2 Plumbing _ Tri County Insulation	4 : 4		0	0	0%	0	0%
Jun-17	Inc 2: BP 23-2 Plumbing _ Tri County Insulation	4 : 4		0	0	0%	0	0%
Jul-17	Inc 2: BP 23-2 Plumbing _ Tri County Insulation	4 : 4		1	1	100%	1	100%
Aug-17	Inc 2: BP 23-2 Plumbing _ Tri County Insulation	4 : 4		0	0	0%	0	0%
Sep-17	Inc 2: BP 23-2 Plumbing _ Tri County Insulation	4 : 4		0	0	0%	0	0%
Oct-17	Inc 2: BP 23-2 Plumbing _ Tri County Insulation	1 : 1		0	0	0%	0	0%
Jul-16	Inc 2: BP 24-2 HVAC _ Control Air	3 : 3		1	1	100%	0	0%
Aug-16	Inc 2: BP 24-2 HVAC _ Control Air	5 : 5		3	3	100%	0	0%
Sep-16	Inc 2: BP 24-2 HVAC _ Control Air	4 : 4		0	0	0%	0	0%
Oct-16	Inc 2: BP 24-2 HVAC _ Control Air	4 : 4		2	1	50%	0	0%
Nov-16	Inc 2: BP 24-2 HVAC _ Control Air	4 : 4		7	7	100%	2	29%
Dec-16	Inc 2: BP 24-2 HVAC _ Control Air	4 : 4		3	3	100%	0	0%
Jan-17	Inc 2: BP 24-2 HVAC _ Control Air	5 : 5		6	5	83%	0	0%
Feb-17	Inc 2: BP 24-2 HVAC _ Control Air	4 : 4		2	2	100%	1	50%
Mar-17	Inc 2: BP 24-2 HVAC _ Control Air	4 : 4		4	4	100%	2	50%
Apr-17	Inc 2: BP 24-2 HVAC _ Control Air	4 : 4		1	1	100%	0	0%
May-17	Inc 2: BP 24-2 HVAC _ Control Air	4 : 4		0	0	0%	0	0%
Jun-17	Inc 2: BP 24-2 HVAC _ Control Air	4 : 4		0	0	0%	0	0%
Jul-17	Inc 2: BP 24-2 HVAC _ Control Air	4 : 4		0	0	0%	0	0%
Aug-17	Inc 2: BP 24-2 HVAC _ Control Air	5 : 5		0	0	0%	0	0%
Sep-17	Inc 2: BP 24-2 HVAC _ Control Air	4 : 4		2	2	100%	0	0%
Oct-17	Inc 2: BP 24-2 HVAC _ Control Air	4 : 4		1	1	100%	0	0%
Nov-17	Inc 2: BP 24-2 HVAC _ Control Air	4 : 4		2	2	100%	0	0%
Dec-17	Inc 2: BP 24-2 HVAC _ Control Air	4 : 4		0	0	0%	0	0%
Jan-18	Inc 2: BP 24-2 HVAC _ Control Air	4 : 4		3	3	100%	1	33%
Feb-18	Inc 2: BP 24-2 HVAC _ Control Air	4 : 4		0	0	0%	0	0%
Mar-18	Inc 2: BP 24-2 HVAC _ Control Air	4 : 4		0	0	0%	0	0%
Apr-18	Inc 2: BP 24-2 HVAC _ Control Air	4 : 4		1	0	0%	0	0%
May-18	Inc 2: BP 24-2 HVAC _ Control Air	3 : 3		0	0	0%	0	0%
Nov-16	Inc 2: BP 24-2 HVAC _ Baker	4 : 4		1	1	100%	0	0%
Dec-16	Inc 2: BP 24-2 HVAC _ Baker	4 : 4		0	0	0%	0	0%
Jan-17	Inc 2: BP 24-2 HVAC _ Baker	5 : 5		3	3	100%	0	0%
Feb-17	Inc 2: BP 24-2 HVAC _ Baker	4 : 4		2	1	50%	0	0%
Mar-17	Inc 2: BP 24-2 HVAC _ Baker	4 : 4		0	0	0%	0	0%
Apr-17	Inc 2: BP 24-2 HVAC _ Baker	4 : 4		4	4	100%	0	0%
May-17	Inc 2: BP 24-2 HVAC _ Baker	4 : 4		2	2	100%	0	0%
Jun-17	Inc 2: BP 24-2 HVAC _ Baker	4 : 4		0	0	0%	0	0%
Jul-17	Inc 2: BP 24-2 HVAC _ Baker	4 : 4		0	0	0%	0	0%
Aug-17	Inc 2: BP 24-2 HVAC _ Baker	4 : 4		4	3	75%	2	67%
Sep-17	Inc 2: BP 24-2 HVAC _ Baker	4 : 4		0	0	0%	0	0%
Oct-17	Inc 2: BP 24-2 HVAC _ Baker	4 : 4		0	0	0%	0	0%
Nov-17	Inc 2: BP 24-2 HVAC _ Baker	4 : 4		0	0	0%	0	0%
Dec-17	Inc 2: BP 24-2 HVAC _ Baker	4 : 4		0	0	0%	0	0%
Jan-18	Inc 2: BP 24-2 HVAC _ Baker	4 : 4		0	0	0%	0	0%
Feb-18	Inc 2: BP 24-2 HVAC _ Baker	4 : 4		0	0	0%	0	0%
Mar-18	Inc 2: BP 24-2 HVAC _ Baker	3 : 3		0	0	0%	0	0%
Sep-17	Inc 2: BP 24-2 HVAC _ Balance America	1 : 1		6	6	100%	1	17%
Oct-17	Inc 2: BP 24-2 HVAC _ Balance America	4 : 4		3	3	100%	0	0%
Nov-17	Inc 2: BP 24-2 HVAC _ Balance America	4 : 4		0	0	0%	0	0%
Dec-17	Inc 2: BP 24-2 HVAC _ Balance America	4 : 4		0	0	0%	0	0%
Jan-18	Inc 2: BP 24-2 HVAC _ Balance America	1 : 1		0	0	0%	0	0%
Nov-16	Inc 2: BP 24-2 HVAC _ Bragg Crane	2 : 2		3	3	100%	0	0%
Dec-16	Inc 2: BP 24-2 HVAC _ Bragg Crane	4 : 4		3	3	100%	1	33%
Jan-17	Inc 2: BP 24-2 HVAC _ Bragg Crane	4 : 4		0	0	0%	0	0%
Feb-17	Inc 2: BP 24-2 HVAC _ Bragg Crane	4 : 4		0	0	0%	0	0%
Mar-17	Inc 2: BP 24-2 HVAC _ Bragg Crane	4 : 4		0	0	0%	0	0%
Apr-17	Inc 2: BP 24-2 HVAC _ Bragg Crane	4 : 4		1	1	100%	0	0%
May-17	Inc 2: BP 24-2 HVAC _ Bragg Crane	4 : 4		0	0	0%	0	0%
Jun-17	Inc 2: BP 24-2 HVAC _ Bragg Crane	4 : 4		0	0	0%	0	0%
Feb-17	Inc 2: BP 24-2 HVAC _ Canyon Insulation	3 : 3		2	1	50%	0	0%
Mar-17	Inc 2: BP 24-2 HVAC _ Canyon Insulation	4 : 4		0	0	0%	0	0%
Apr-17	Inc 2: BP 24-2 HVAC _ Canyon Insulation	4 : 4		0	0	0%	0	0%
May-17	Inc 2: BP 24-2 HVAC _ Canyon Insulation	4 : 4		0	0	0%	0	0%
Jun-17	Inc 2: BP 24-2 HVAC _ Canyon Insulation	4 : 4		0	0	0%	0	0%
Jul-17	Inc 2: BP 24-2 HVAC _ Canyon Insulation	4 : 4		0	0	0%	0	0%
Aug-17	Inc 2: BP 24-2 HVAC _ Canyon Insulation	4 : 4		0	0	0%	0	0%
Sep-17	Inc 2: BP 24-2 HVAC _ Canyon Insulation	4 : 4		0	0	0%	0	0%
Oct-17	Inc 2: BP 24-2 HVAC _ Canyon Insulation	4 : 4		0	0	0%	0	0%
Nov-17	Inc 2: BP 24-2 HVAC _ Canyon Insulation	4 : 4		1	1	100%	0	0%

Southwestern College - Wellness Aquatics Increment 1 and 2 Contracts
CBA Workforce Utilization Report [EXHIBIT 2]

Dec-17	Inc 2: BP 24-2 HVAC_ Canyon Insulation	4 : 4	0	0	0%	0	0%
Jan-18	Inc 2: BP 24-2 HVAC_ Canyon Insulation	4 : 4	0	0	0%	0	0%
Feb-18	Inc 2: BP 24-2 HVAC_ Canyon Insulation	4 : 4	0	0	0%	0	0%
Mar-18	Inc 2: BP 24-2 HVAC_ Canyon Insulation	4 : 4	0	0	0%	0	0%
Mar-17	Inc 2: BP 24-2 HVAC_ Commercial Scaffold	1 : 1	2	2	100%	0	0%
Dec-16	Inc 2: BP 24-2 HVAC_ Cut N Core	2 : 2	1	1	100%	1	100%
Jan-17	Inc 2: BP 24-2 HVAC_ Cut N Core	4 : 4	1	1	100%	1	100%
Feb-17	Inc 2: BP 24-2 HVAC_ Cut N Core	4 : 4	0	0	0%	0	0%
Mar-17	Inc 2: BP 24-2 HVAC_ Cut N Core	4 : 4	0	0	0%	0	0%
Apr-17	Inc 2: BP 24-2 HVAC_ Cut N Core	4 : 4	0	0	0%	0	0%
May-17	Inc 2: BP 24-2 HVAC_ Cut N Core	4 : 4	0	0	0%	0	0%
Jun-17	Inc 2: BP 24-2 HVAC_ Cut N Core	4 : 4	0	0	0%	0	0%
Jul-17	Inc 2: BP 24-2 HVAC_ Cut N Core	2 : 2	0	0	0%	0	0%
Jan-17	Inc 2: BP 24-2 HVAC_ Performance Contracting	3 : 3	2	2	100%	0	0%
Feb-17	Inc 2: BP 24-2 HVAC_ Performance Contracting	4 : 4	3	3	100%	1	33%
Mar-17	Inc 2: BP 24-2 HVAC_ Performance Contracting	4 : 4	2	2	100%	0	0%
Apr-17	Inc 2: BP 24-2 HVAC_ Performance Contracting	4 : 4	0	0	0%	0	0%
May-17	Inc 2: BP 24-2 HVAC_ Performance Contracting	4 : 4	0	0	0%	0	0%
Jun-17	Inc 2: BP 24-2 HVAC_ Performance Contracting	4 : 4	0	0	0%	0	0%
Jul-17	Inc 2: BP 24-2 HVAC_ Performance Contracting	4 : 4	1	1	100%	0	0%
Aug-17	Inc 2: BP 24-2 HVAC_ Performance Contracting	4 : 4	1	1	100%	1	100%
Sep-17	Inc 2: BP 24-2 HVAC_ Performance Contracting	4 : 4	0	0	0%	0	0%
Oct-17	Inc 2: BP 24-2 HVAC_ Performance Contracting	4 : 4	0	0	0%	0	0%
Nov-17	Inc 2: BP 24-2 HVAC_ Performance Contracting	4 : 4	0	0	0%	0	0%
Dec-17	Inc 2: BP 24-2 HVAC_ Performance Contracting	4 : 4	3	2	67%	0	0%
Jan-18	Inc 2: BP 24-2 HVAC_ Performance Contracting	4 : 4	0	0	0%	0	0%
Feb-18	Inc 2: BP 24-2 HVAC_ Performance Contracting	4 : 4	0	0	0%	0	0%
May-16	Inc 2: BP 25-2 Electrical_ Kendrick Excavation	3 : 3	1	1	100%	1	100%
Jun-16	Inc 2: BP 25-2 Electrical_ Kendrick Excavation	4 : 4	0	0	0%	0	0%
Jul-16	Inc 2: BP 25-2 Electrical_ Kendrick Excavation	4 : 4	0	0	0%	0	0%
Aug-16	Inc 2: BP 25-2 Electrical_ Kendrick Excavation	4 : 4	1	1	100%	1	100%
Sep-16	Inc 2: BP 25-2 Electrical_ Kendrick Excavation	4 : 4	0	0	0%	0	0%
Oct-16	Inc 2: BP 25-2 Electrical_ Kendrick Excavation	4 : 4	1	1	100%	0	0%
Nov-16	Inc 2: BP 25-2 Electrical_ Kendrick Excavation	4 : 4	0	0	0%	0	0%
Dec-16	Inc 2: BP 25-2 Electrical_ Kendrick Excavation	4 : 4	0	0	0%	0	0%
Jan-17	Inc 2: BP 25-2 Electrical_ Kendrick Excavation	5 : 5	0	0	0%	0	0%
Feb-17	Inc 2: BP 25-2 Electrical_ Kendrick Excavation	4 : 4	0	0	0%	0	0%
Mar-17	Inc 2: BP 25-2 Electrical_ Kendrick Excavation	4 : 4	0	0	0%	0	0%
Apr-17	Inc 2: BP 25-2 Electrical_ Kendrick Excavation	4 : 4	0	0	0%	0	0%
May-17	Inc 2: BP 25-2 Electrical_ Kendrick Excavation	4 : 4	0	0	0%	0	0%
Jun-17	Inc 2: BP 25-2 Electrical_ Kendrick Excavation	4 : 4	0	0	0%	0	0%
Jul-17	Inc 2: BP 25-2 Electrical_ Kendrick Excavation	4 : 4	1	1	100%	0	0%
Aug-17	Inc 2: BP 25-2 Electrical_ Kendrick Excavation	4 : 4	0	0	0%	0	0%
Sep-17	Inc 2: BP 25-2 Electrical_ Kendrick Excavation	4 : 4	1	1	100%	0	0%
Oct-17	Inc 2: BP 25-2 Electrical_ Kendrick Excavation	2 : 2	0	0	0%	0	0%
Mar-17	Inc 2: BP 25-2 Electrical_ ESS	2 : 2	2	2	100%	1	50%
Apr-17	Inc 2: BP 25-2 Electrical_ ESS	4 : 4	0	0	0%	0	0%
May-17	Inc 2: BP 25-2 Electrical_ ESS	4 : 4	1	1	100%	0	0%
Jun-17	Inc 2: BP 25-2 Electrical_ ESS	4 : 4	1	1	100%	0	0%
Jul-17	Inc 2: BP 25-2 Electrical_ ESS	4 : 4	0	0	0%	0	0%
Aug-17	Inc 2: BP 25-2 Electrical_ ESS	4 : 4	0	0	0%	0	0%
Sep-17	Inc 2: BP 25-2 Electrical_ ESS	4 : 4	0	0	0%	0	0%
Oct-17	Inc 2: BP 25-2 Electrical_ ESS	4 : 4	0	0	0%	0	0%
Nov-17	Inc 2: BP 25-2 Electrical_ ESS	4 : 4	2	2	100%	1	50%
Dec-17	Inc 2: BP 25-2 Electrical_ ESS	5 : 5	2	2	100%	0	0%
Jan-18	Inc 2: BP 25-2 Electrical_ ESS	4 : 4	0	0	0%	0	0%
Feb-18	Inc 2: BP 25-2 Electrical_ ESS	4 : 4	0	0	0%	0	0%
Mar-18	Inc 2: BP 25-2 Electrical_ ESS	5 : 5	0	0	0%	0	0%
Apr-18	Inc 2: BP 25-2 Electrical_ ESS	2 : 2	1	0	0%	0	0%
Apr-17	Inc 2: BP 25-2 Electrical_ Digital Networks	1 : 1	1	1	100%	0	0%
May-17	Inc 2: BP 25-2 Electrical_ Digital Networks	4 : 4	2	2	100%	0	0%
Jun-17	Inc 2: BP 25-2 Electrical_ Digital Networks	4 : 4	2	0	0%	0	0%
Jul-17	Inc 2: BP 25-2 Electrical_ Digital Networks	4 : 4	2	0	0%	0	0%
Aug-17	Inc 2: BP 25-2 Electrical_ Digital Networks	4 : 4	0	0	0%	0	0%
Sep-17	Inc 2: BP 25-2 Electrical_ Digital Networks	4 : 4	0	0	0%	0	0%
Oct-17	Inc 2: BP 25-2 Electrical_ Digital Networks	4 : 4	0	0	0%	0	0%
Nov-17	Inc 2: BP 25-2 Electrical_ Digital Networks	4 : 4	1	1	100%	1	100%
Dec-17	Inc 2: BP 25-2 Electrical_ Digital Networks	4 : 4	0	0	0%	0	0%
Sep-16	Inc 2: BP 25-2 Electrical_ Merli	3 : 3	1	0	0%	0	0%
Jan-17	Inc 2: BP 25-2 Electrical_ Merli	4 : 4	2	2	100%	2	100%
Feb-17	Inc 2: BP 25-2 Electrical_ Merli	4 : 4	0	0	0%	0	0%
Mar-17	Inc 2: BP 25-2 Electrical_ Merli	4 : 4	0	0	0%	0	0%
Apr-17	Inc 2: BP 25-2 Electrical_ Merli	4 : 4	1	1	100%	0	0%
May-17	Inc 2: BP 25-2 Electrical_ Merli	4 : 4	0	0	0%	0	0%
Jun-17	Inc 2: BP 25-2 Electrical_ Merli	4 : 4	0	0	0%	0	0%
Jul-17	Inc 2: BP 25-2 Electrical_ Merli	4 : 4	0	0	0%	0	0%
Aug-17	Inc 2: BP 25-2 Electrical_ Merli	4 : 4	0	0	0%	0	0%
Sep-17	Inc 2: BP 25-2 Electrical_ Merli	4 : 4	0	0	0%	0	0%
Oct-17	Inc 2: BP 25-2 Electrical_ Merli	4 : 4	0	0	0%	0	0%

Southwestern College - Wellness Aquatics Increment 1 and 2 Contracts
CBA Workforce Utilization Report [EXHIBIT 2]

Nov-17	Inc 2: BP 25-2 Electrical _ Merli	4 : 4		0	0	0%	0	0%
May-16	Inc 2: BP 25-2 Electrical _ Morrow Meadows	3 : 3		4	4	100%	1	25%
Jun-16	Inc 2: BP 25-2 Electrical _ Morrow Meadows	4 : 4		7	7	100%	1	14%
Jul-16	Inc 2: BP 25-2 Electrical _ Morrow Meadows	4 : 4		3	2	67%	0	0%
Aug-16	Inc 2: BP 25-2 Electrical _ Morrow Meadows	5 : 5		7	6	86%	0	0%
Sep-16	Inc 2: BP 25-2 Electrical _ Morrow Meadows	4 : 4		2	2	100%	0	0%
Oct-16	Inc 2: BP 25-2 Electrical _ Morrow Meadows	4 : 4		0	0	0%	0	0%
Nov-16	Inc 2: BP 25-2 Electrical _ Morrow Meadows	4 : 4		0	0	0%	0	0%
Dec-16	Inc 2: BP 25-2 Electrical _ Morrow Meadows	4 : 4		2	2	100%	1	50%
Jan-17	Inc 2: BP 25-2 Electrical _ Morrow Meadows	5 : 5		2	2	100%	2	100%
Feb-17	Inc 2: BP 25-2 Electrical _ Morrow Meadows	4 : 4		4	4	100%	2	50%
Mar-17	Inc 2: BP 25-2 Electrical _ Morrow Meadows	4 : 4		4	4	100%	1	25%
Apr-17	Inc 2: BP 25-2 Electrical _ Morrow Meadows	4 : 4		1	1	100%	0	0%
May-17	Inc 2: BP 25-2 Electrical _ Morrow Meadows	4 : 4		8	8	100%	2	25%
Jun-17	Inc 2: BP 25-2 Electrical _ Morrow Meadows	4 : 4		9	4	44%	2	50%
Jul-17	Inc 2: BP 25-2 Electrical _ Morrow Meadows	4 : 4		0	0	0%	0	0%
Aug-17	Inc 2: BP 25-2 Electrical _ Morrow Meadows	4 : 4		4	4	100%	1	25%
Sep-17	Inc 2: BP 25-2 Electrical _ Morrow Meadows	4 : 4		0	0	0%	0	0%
Oct-17	Inc 2: BP 25-2 Electrical _ Morrow Meadows	4 : 4		0	0	0%	0	0%
Nov-17	Inc 2: BP 25-2 Electrical _ Morrow Meadows	4 : 4		1	0	0%	0	0%
Dec-17	Inc 2: BP 25-2 Electrical _ Morrow Meadows	5 : 5		1	1	100%	1	100%
Jan-18	Inc 2: BP 25-2 Electrical _ Morrow Meadows	4 : 4		0	0	0%	0	0%
Feb-18	Inc 2: BP 25-2 Electrical _ Morrow Meadows	4 : 4		1	1	100%	0	0%
Mar-18	Inc 2: BP 25-2 Electrical _ Morrow Meadows	4 : 4		0	0	0%	0	0%
Apr-18	Inc 2: BP 25-2 Electrical _ Morrow Meadows	5 : 5		2	1	50%	0	0%
May-18	Inc 2: BP 25-2 Electrical _ Morrow Meadows	4 : 4		1	1	100%	1	100%
Jun-18	Inc 2: BP 25-2 Electrical _ Morrow Meadows	3 : 3		0	0	0%	0	0%
Sep-16	Inc 2: BP 26-2 Landscape _ Marina Landscape	4 : 4		1	0	0%	0	0%
Mar-17	Inc 2: BP 26-2 Landscape _ Marina Landscape	5 : 5		0	0	0%	0	0%
Apr-17	Inc 2: BP 26-2 Landscape _ Marina Landscape	4 : 4		0	0	0%	0	0%
May-17	Inc 2: BP 26-2 Landscape _ Marina Landscape	4 : 4		4	1	25%	1	100%
Jun-17	Inc 2: BP 26-2 Landscape _ Marina Landscape	4 : 4		0	0	0%	0	0%
Jul-17	Inc 2: BP 26-2 Landscape _ Marina Landscape	4 : 4		1	0	0%	0	0%
Aug-17	Inc 2: BP 26-2 Landscape _ Marina Landscape	4 : 4		0	0	0%	0	0%
Sep-17	Inc 2: BP 26-2 Landscape _ Marina Landscape	4 : 4		3	0	0%	0	0%
Oct-17	Inc 2: BP 26-2 Landscape _ Marina Landscape	4 : 4		1	1	100%	1	100%
Nov-17	Inc 2: BP 26-2 Landscape _ Marina Landscape	4 : 4		0	0	0%	0	0%
Dec-17	Inc 2: BP 26-2 Landscape _ Marina Landscape	4 : 4		0	0	0%	0	0%
Jan-18	Inc 2: BP 26-2 Landscape _ Marina Landscape	4 : 4		7	1	14%	0	0%
Feb-18	Inc 2: BP 26-2 Landscape _ Marina Landscape	4 : 4		4	3	75%	1	33%
Mar-18	Inc 2: BP 26-2 Landscape _ Marina Landscape	4 : 4		1	0	0%	0	0%
Apr-18	Inc 2: BP 26-2 Landscape _ Marina Landscape	4 : 4		3	2	67%	1	50%
May-18	Inc 2: BP 26-2 Landscape _ Marina Landscape	3 : 4		4	1	25%	0	0%
Jun-18	Inc 2: BP 26-2 Landscape _ Marina Landscape	4 : 4		0	0	0%	0	0%
Jul-18	Inc 2: BP 26-2 Landscape _ Marina Landscape	4 : 4		2	0	0%	0	0%
Aug-18	Inc 2: BP 26-2 Landscape _ Marina Landscape	4 : 4		1	0	0%	0	0%
Sep-18	Inc 2: BP 26-2 Landscape _ Marina Landscape	4 : 4		2	0	0%	0	0%
Oct-18	Inc 2: BP 26-2 Landscape _ Marina Landscape	2 : 4	**	0	0	0%	0	0%
more...	Inc 2: BP 26-2 Landscape _ Marina Landscape					0%	0	0%
Sep-17	Inc 2: BP 27-2 _ Mike Russell	2 : 2		1	0	0%	0	0%
Oct-17	Inc 2: BP 27-2 _ Mike Russell	2 : 2		7	3	43%	3	100%
Mar-16	Increment 1 – 05-1 UG Wet Utilities _ Bob's Crane	4 : 4		2	2	100%	0	0%
Apr-16	Increment 1 – 05-1 UG Wet Utilities _ Bob's Crane	4 : 4		0	0	0%	0	0%
May-16	Increment 1 – 05-1 UG Wet Utilities _ Bob's Crane	4 : 4		0	0	0%	0	0%
Jun-16	Increment 1 – 05-1 UG Wet Utilities _ Bob's Crane	4 : 4		0	0	0%	0	0%
Jul-16	Increment 1 – 05-1 UG Wet Utilities _ Bob's Crane	4 : 4		0	0	0%	0	0%
Aug-16	Increment 1 – 05-1 UG Wet Utilities _ Bob's Crane	4 : 4		0	0	0%	0	0%
Sep-16	Increment 1 – 05-1 UG Wet Utilities _ Bob's Crane	4 : 4		0	0	0%	0	0%
Oct-16	Increment 1 – 05-1 UG Wet Utilities _ Bob's Crane	4 : 4		0	0	0%	0	0%
Nov-16	Increment 1 – 05-1 UG Wet Utilities _ Bob's Crane	4 : 4		0	0	0%	0	0%
Dec-16	Increment 1 – 05-1 UG Wet Utilities _ Bob's Crane	4 : 4		0	0	0%	0	0%
Jan-17	Increment 1 – 05-1 UG Wet Utilities _ Bob's Crane	4 : 4		0	0	0%	0	0%
Feb-17	Increment 1 – 05-1 UG Wet Utilities _ Bob's Crane	1 : 1		3	3	100%	1	33%
Apr-17	Increment 1 – 05-1 UG Wet Utilities _ Cut N Core	3 : 3		1	1	100%	0	0%
May-17	Increment 1 – 05-1 UG Wet Utilities _ Cut N Core	4 : 4		3	3	100%	2	67%
Jun-17	Increment 1 – 05-1 UG Wet Utilities _ Cut N Core	4 : 4		0	0	0%	0	0%
Jul-17	Increment 1 – 05-1 UG Wet Utilities _ Cut N Core	4 : 4		0	0	0%	0	0%
Aug-17	Increment 1 – 05-1 UG Wet Utilities _ Cut N Core	4 : 4		0	0	0%	0	0%
Sep-17	Increment 1 – 05-1 UG Wet Utilities _ Cut N Core	4 : 4		0	0	0%	0	0%
Oct-17	Increment 1 – 05-1 UG Wet Utilities _ Cut N Core	5 : 5		0	0	0%	0	0%
Nov-17	Increment 1 – 05-1 UG Wet Utilities _ Cut N Core	4 : 4		0	0	0%	0	0%
Dec-17	Increment 1 – 05-1 UG Wet Utilities _ Cut N Core	4 : 4		0	0	0%	0	0%
Jan-18	Increment 1 – 05-1 UG Wet Utilities _ Cut N Core	4 : 4		0	0	0%	0	0%
Feb-18	Increment 1 – 05-1 UG Wet Utilities _ Cut N Core	4 : 4		0	0	0%	0	0%
Mar-18	Increment 1 – 05-1 UG Wet Utilities _ Cut N Core	3 : 3		0	0	0%	0	0%
May-17	Increment 1 – 05-1 UG Wet Utilities _ ABC Construction	2 : 2		8	8	100%	6	75%
Jun-17	Increment 1 – 05-1 UG Wet Utilities _ ABC Construction	4 : 4		0	0	0%	0	0%
Jul-17	Increment 1 – 05-1 UG Wet Utilities _ ABC Construction	4 : 4		0	0	0%	0	0%
Aug-17	Increment 1 – 05-1 UG Wet Utilities _ ABC Construction	4 : 4		0	0	0%	0	0%

Southwestern College - Wellness Aquatics Increment 1 and 2 Contracts
CBA Workforce Utilization Report [EXHIBIT 2]

Sep-17	Increment 1 – 05-1 UG Wet Utilities_ ABC Construction	4 : 4		0	0	0%	0	0%
Oct-17	Increment 1 – 05-1 UG Wet Utilities_ ABC Construction	4 : 4		0	0	0%	0	0%
Nov-17	Increment 1 – 05-1 UG Wet Utilities_ ABC Construction	4 : 4		0	0	0%	0	0%
Dec-17	Increment 1 – 05-1 UG Wet Utilities_ ABC Construction	1 : 1		3	1	33%	1	100%
Dec-15	Increment 1 – 05-1 UG Wet Utilities_ FJ Willert	3 : 3		2	2	100%	1	50%
Jan-16	Increment 1 – 05-1 UG Wet Utilities_ FJ Willert	4 : 4		0	0	0%	0	0%
Feb-16	Increment 1 – 05-1 UG Wet Utilities_ FJ Willert	4 : 4		0	0	0%	0	0%
Mar-16	Increment 1 – 05-1 UG Wet Utilities_ FJ Willert	4 : 4		0	0	0%	0	0%
Apr-16	Increment 1 – 05-1 UG Wet Utilities_ FJ Willert	4 : 4		0	0	0%	0	0%
May-16	Increment 1 – 05-1 UG Wet Utilities_ FJ Willert	4 : 4		0	0	0%	0	0%
Jun-16	Increment 1 – 05-1 UG Wet Utilities_ FJ Willert	4 : 4		0	0	0%	0	0%
Jul-16	Increment 1 – 05-1 UG Wet Utilities_ FJ Willert	4 : 4		0	0	0%	0	0%
Aug-16	Increment 1 – 05-1 UG Wet Utilities_ FJ Willert	4 : 4		0	0	0%	0	0%
Sep-16	Increment 1 – 05-1 UG Wet Utilities_ FJ Willert	4 : 4		0	0	0%	0	0%
Oct-16	Increment 1 – 05-1 UG Wet Utilities_ FJ Willert	4 : 4		0	0	0%	0	0%
Nov-16	Increment 1 – 05-1 UG Wet Utilities_ FJ Willert	4 : 4		0	0	0%	0	0%
Dec-16	Increment 1 – 05-1 UG Wet Utilities_ FJ Willert	4 : 4		0	0	0%	0	0%
Jan-17	Increment 1 – 05-1 UG Wet Utilities_ FJ Willert	5 : 5		1	1	100%	0	0%
Feb-17	Increment 1 – 05-1 UG Wet Utilities_ FJ Willert	4 : 4		0	0	0%	0	0%
Mar-17	Increment 1 – 05-1 UG Wet Utilities_ FJ Willert	4 : 4		0	0	0%	0	0%
Apr-17	Increment 1 – 05-1 UG Wet Utilities_ FJ Willert	4 : 4		0	0	0%	0	0%
May-17	Increment 1 – 05-1 UG Wet Utilities_ FJ Willert	4 : 4		0	0	0%	0	0%
Jun-17	Increment 1 – 05-1 UG Wet Utilities_ FJ Willert	4 : 4		0	0	0%	0	0%
Aug-17	Increment 1 – 05-1 UG Wet Utilities_ Kendrick Excavating	4 : 4		1	1	100%	0	0%
Sep-17	Increment 1 – 05-1 UG Wet Utilities_ Kendrick Excavating	4 : 4		1	1	100%	1	100%
Oct-17	Increment 1 – 05-1 UG Wet Utilities_ Kendrick Excavating	4 : 4		0	0	0%	0	0%
Nov-17	Increment 1 – 05-1 UG Wet Utilities_ Kendrick Excavating	1 : 1		0	0	0%	0	0%
Nov-15	Increment 1 – 05-1 UG Wet Utilities_ Interpipe	1 : 1		3	3	100%	0	0%
Dec-15	Increment 1 – 05-1 UG Wet Utilities_ Interpipe	5 : 5		4	4	100%	2	50%
Jan-16	Increment 1 – 05-1 UG Wet Utilities_ Interpipe	5 : 5		1	1	100%	0	0%
Feb-16	Increment 1 – 05-1 UG Wet Utilities_ Interpipe	4 : 4		1	1	100%	0	0%
Mar-16	Increment 1 – 05-1 UG Wet Utilities_ Interpipe	5 : 5		0	0	0%	0	0%
Apr-16	Increment 1 – 05-1 UG Wet Utilities_ Interpipe	4 : 4		2	2	100%	0	0%
May-16	Increment 1 – 05-1 UG Wet Utilities_ Interpipe	5 : 5		0	0	0%	0	0%
Jun-16	Increment 1 – 05-1 UG Wet Utilities_ Interpipe	4 : 4		0	0	0%	0	0%
Jul-16	Increment 1 – 05-1 UG Wet Utilities_ Interpipe	4 : 4		3	3	100%	0	0%
Aug-16	Increment 1 – 05-1 UG Wet Utilities_ Interpipe	5 : 5		0	0	0%	0	0%
Sep-16	Increment 1 – 05-1 UG Wet Utilities_ Interpipe	4 : 4		0	0	0%	0	0%
Oct-16	Increment 1 – 05-1 UG Wet Utilities_ Interpipe	4 : 4		0	0	0%	0	0%
Nov-16	Increment 1 – 05-1 UG Wet Utilities_ Interpipe	5 : 5		6	6	100%	0	0%
Dec-16	Increment 1 – 05-1 UG Wet Utilities_ Interpipe	4 : 4		2	2	100%	0	0%
Jan-17	Increment 1 – 05-1 UG Wet Utilities_ Interpipe	5 : 5		0	0	0%	0	0%
Feb-17	Increment 1 – 05-1 UG Wet Utilities_ Interpipe	4 : 4		1	1	100%	0	0%
Mar-17	Increment 1 – 05-1 UG Wet Utilities_ Interpipe	4 : 4		0	0	0%	0	0%
Apr-17	Increment 1 – 05-1 UG Wet Utilities_ Interpipe	4 : 4		2	2	100%	1	50%
May-17	Increment 1 – 05-1 UG Wet Utilities_ Interpipe	4 : 4		2	2	100%	0	0%
Jun-17	Increment 1 – 05-1 UG Wet Utilities_ Interpipe	4 : 4		0	0	0%	0	0%
Jul-17	Increment 1 – 05-1 UG Wet Utilities_ Interpipe	4 : 4		1	1	100%	0	0%
Aug-17	Increment 1 – 05-1 UG Wet Utilities_ Interpipe	4 : 4		0	0	0%	0	0%
Sep-17	Increment 1 – 05-1 UG Wet Utilities_ Interpipe	4 : 4		0	0	0%	0	0%
Oct-17	Increment 1 – 05-1 UG Wet Utilities_ Interpipe	5 : 5		0	0	0%	0	0%
Nov-17	Increment 1 – 05-1 UG Wet Utilities_ Interpipe	4 : 4		0	0	0%	0	0%
Dec-17	Increment 1 – 05-1 UG Wet Utilities_ Interpipe	4 : 4		1	1	100%	0	0%
Jan-18	Increment 1 – 05-1 UG Wet Utilities_ Interpipe	4 : 4		0	0	0%	0	0%
Feb-18	Increment 1 – 05-1 UG Wet Utilities_ Interpipe	4 : 4		0	0	0%	0	0%
Mar-18	Increment 1 – 05-1 UG Wet Utilities_ Interpipe	4 : 4		0	0	0%	0	0%
Dec-17	Increment 1 – 05-1 UG Wet Utilities_ Telfer Pavement Tech	1 : 1		1	1	100%	0	0%
Jan-17	Increment 1 – 05-1 UG Wet Utilities_ Merli	1 : 1		2	2	100%	2	100%
Jan-16	Increment 1 – 05-1 UG Wet Utilities_ Old Castle Precast	1 : 1		1	1	100%	0	0%
Feb-16	Increment 1 – 05-1 UG Wet Utilities_ Old Castle Precast	4 : 4		3	2	67%	0	0%
Mar-16	Increment 1 – 05-1 UG Wet Utilities_ Old Castle Precast	5 : 5		0	0	0%	0	0%
Apr-16	Increment 1 – 05-1 UG Wet Utilities_ Old Castle Precast	2 : 2		0	0	0%	0	0%
Nov-17	Increment 1 – 05-1 UG Wet Utilities_ RAP Eng	2 : 2		8	8	100%	0	0%
Dec-17	Increment 1 – 05-1 UG Wet Utilities_ RAP Eng	5 : 5		0	0	0%	0	0%
Jan-18	Increment 1 – 05-1 UG Wet Utilities_ RAP Eng	4 : 4		0	0	0%	0	0%
Feb-18	Increment 1 – 05-1 UG Wet Utilities_ RAP Eng	2 : 2		0	0	0%	0	0%
Dec-17	Increment 1 – 05-1 UG Wet Utilities_ Pavement Recycling	1 : 1		1	1	100%	0	0%
Jan-17	Increment 1 – 05-1 UG Wet Utilities_ Team C	1 : 1		15	15	100%	8	53%
Sept-15	Site Setup_Alcorn Fence	1 : 1		1	1	100%	0	0%
Oct-15	Site Setup_Alcorn Fence	5 : 5		10	10	100%	3	30%
Nov-15	Site Setup_Alcorn Fence	4 : 4		0	0	0%	0	0%
Dec-15	Site Setup_Alcorn Fence	4 : 4		0	0	0%	0	0%
Jan-16	Site Setup_Alcorn Fence	5 : 5		0	0	0%	0	0%
Feb-16	Site Setup_Alcorn Fence	4 : 4		0	0	0%	0	0%
Mar-16	Site Setup_Alcorn Fence	4 : 4		0	0	0%	0	0%
Apr-16	Site Setup_Alcorn Fence	4 : 4		0	0	0%	0	0%
May-16	Site Setup_Alcorn Fence	4 : 4		0	0	0%	0	0%
Jun-16	Site Setup_Alcorn Fence	4 : 4		3	3	100%	1	33%
Jul-16	Site Setup_Alcorn Fence	4 : 4		0	0	0%	0	0%

Southwestern College - Wellness Aquatics Increment 1 and 2 Contracts
CBA Workforce Utilization Report [EXHIBIT 2]

Aug-16	Site Setup_Alcorn Fence	4 : 4	1	1	100%	0	0%
Sep-16	Site Setup_Alcorn Fence	4 : 4	4	4	100%	2	50%
Oct-16	Site Setup_Alcorn Fence	4 : 4	0	0	0%	0	0%
Nov-16	Site Setup_Alcorn Fence	4 : 4	0	0	0%	0	0%
Dec-16	Site Setup_Alcorn Fence	5 : 5	0	0	0%	0	0%
Jan-17	Site Setup_Alcorn Fence	4 : 4	0	0	0%	0	0%
Feb-17	Site Setup_Alcorn Fence	4 : 4	0	0	0%	0	0%
Mar-17	Site Setup_Alcorn Fence	4 : 4	1	1	100%	1	100%
Apr-17	Site Setup_Alcorn Fence	4 : 4	0	0	0%	0	0%
May-17	Site Setup_Alcorn Fence	4 : 4	0	0	0%	0	0%
Jun-17	Site Setup_Alcorn Fence	4 : 4	0	0	0%	0	0%
Jul-17	Site Setup_Alcorn Fence	4 : 4	0	0	0%	0	0%
Aug-17	Site Setup_Alcorn Fence	4 : 4	0	0	0%	0	0%
Sep-17	Site Setup_Alcorn Fence	4 : 4	0	0	0%	0	0%
Oct-17	Site Setup_Alcorn Fence	4 : 4	0	0	0%	0	0%
Nov-17	Site Setup_Alcorn Fence	4 : 4	1	1	100%	1	100%
Dec-17	Site Setup_Alcorn Fence	4 : 4	0	0	0%	0	0%
Jan-18	Site Setup_Alcorn Fence	4 : 4	0	0	0%	0	0%
Feb-18	Site Setup_Alcorn Fence	4 : 4	0	0	0%	0	0%
Mar-18	Site Setup_Alcorn Fence	5 : 5	0	0	0%	0	0%
Apr-18	Site Setup_Alcorn Fence	4 : 4	0	0	0%	0	0%
May-18	Site Setup_Alcorn Fence	4 : 4	0	0	0%	0	0%
Jun-18	Site Setup_Alcorn Fence	4 : 4	0	0	0%	0	0%
Aug-16	UG Electrical _ Select Electric	4 : 4	0	0	0%	0	0%
Sep-16	UG Electrical _ Select Electric	4 : 4	0	0	0%	0	0%
Oct-16	UG Electrical _ Select Electric	1 : 1	0	0	0%	0	0%
Mar-17	UG Electrical _ ABC Construction	4 : 4	6	6	100%	4	67%
Apr-17	UG Electrical _ ABC Construction	2 : 2	5	4	80%	4	100%
Nov-15	UG Electrical _ Neal Electric	4 : 4	3	3	100%	1	33%
Dec-15	UG Electrical _ Neal Electric	5 : 5	2	2	100%	1	50%
Jan-16	UG Electrical _ Neal Electric	5 : 5	4	4	100%	1	25%
Feb-16	UG Electrical _ Neal Electric	4 : 4	0	0	0%	0	0%
Mar-16	UG Electrical _ Neal Electric	4 : 4	0	0	0%	0	0%
Apr-16	UG Electrical _ Neal Electric	4 : 4	0	0	0%	0	0%
May-16	UG Electrical _ Neal Electric	4 : 4	0	0	0%	0	0%
Jun-16	UG Electrical _ Neal Electric	4 : 4	0	0	0%	0	0%
Jul-16	UG Electrical _ Neal Electric	4 : 4	2	2	100%	0	0%
Aug-16	UG Electrical _ Neal Electric	4 : 4	0	0	0%	0	0%
Sep-16	UG Electrical _ Neal Electric	4 : 4	0	0	0%	0	0%
Oct-16	UG Electrical _ Neal Electric	4 : 4	0	0	0%	0	0%
Nov-16	UG Electrical _ Neal Electric	4 : 4	2	1	50%	0	0%
Dec-16	UG Electrical _ Neal Electric	4 : 4	0	0	0%	0	0%
Jan-17	UG Electrical _ Neal Electric	5 : 5	0	0	0%	0	0%
Feb-17	UG Electrical _ Neal Electric	4 : 4	0	0	0%	0	0%
Mar-17	UG Electrical _ Neal Electric	4 : 4	0	0	0%	0	0%
Apr-17	UG Electrical _ Neal Electric	4 : 4	0	0	0%	0	0%
May-17	UG Electrical _ Neal Electric	4 : 4	0	0	0%	0	0%
Jun-17	UG Electrical _ Neal Electric	4 : 4	0	0	0%	0	0%
Jul-17	UG Electrical _ Neal Electric	4 : 4	0	0	0%	0	0%
Aug-17	UG Electrical _ Neal Electric	4 : 4	0	0	0%	0	0%
Sep-17	UG Electrical _ Neal Electric	4 : 4	0	0	0%	0	0%
Oct-17	UG Electrical _ Neal Electric	4 : 4	0	0	0%	0	0%
Nov-17	UG Electrical _ Neal Electric	4 : 4	0	0	0%	0	0%
Dec-17	UG Electrical _ Neal Electric	5 : 5	0	0	0%	0	0%
Jan-18	UG Electrical _ Neal Electric	4 : 4	0	0	0%	0	0%
Feb-18	UG Electrical _ Neal Electric	4 : 4	0	0	0%	0	0%
Mar-18	UG Electrical _ Neal Electric	4 : 4	0	0	0%	0	0%
Apr-18	UG Electrical _ Neal Electric	3 : 3	0	0	0%	0	0%
Apr-17	UG Electrical _ Pavement Recycling	1 : 1	1	0	0%	0	0%
May-17	UG Electrical _ Kendrick Excavating	1 : 1	1	1	100%	1	100%
Jun-17	UG Electrical _ Kendrick Excavating	4 : 4	0	0	0%	0	0%
Jul-17	UG Electrical _ Kendrick Excavating	1 : 1	0	0	0%	0	0%
Jul-16	UG Electrical _ Sunrise Bobcat	1 : 1	1	1	100%	0	0%
Nov-16	UG Electrical _ Sunrise Bobcat	1 : 1	1	1	100%	0	0%
Jan-16	UG Electrical _ Select Electric	1 : 1	4	4	100%	0	0%
Feb-16	UG Electrical _ Select Electric	4 : 4	4	3	75%	1	33%
Mar-16	UG Electrical _ Select Electric	4 : 4	1	1	100%	0	0%
Apr-16	UG Electrical _ Select Electric	4 : 4	0	0	0%	0	0%
Apr-16	UG Hydronic Piping _ Jackson & Blanc	3 : 3	2	2	100%	1	50%
May-16	UG Hydronic Piping _ Jackson & Blanc	5 : 5	0	0	0%	0	0%
Jun-16	UG Hydronic Piping _ Jackson & Blanc	4 : 4	0	0	0%	0	0%
Jul-16	UG Hydronic Piping _ Jackson & Blanc	4 : 4	0	0	0%	0	0%
Aug-16	UG Hydronic Piping _ Jackson & Blanc	4 : 4	0	0	0%	0	0%
Sep-16	UG Hydronic Piping _ Jackson & Blanc	4 : 4	0	0	0%	0	0%
Oct-16	UG Hydronic Piping _ Jackson & Blanc	5 : 5	1	1	100%	0	0%
Nov-16	UG Hydronic Piping _ Jackson & Blanc	4 : 4	0	0	0%	0	0%
Dec-16	UG Hydronic Piping _ Jackson & Blanc	4 : 4	0	0	0%	0	0%
Jan-17	UG Hydronic Piping _ Jackson & Blanc	5 : 5	0	0	0%	0	0%
Feb-17	UG Hydronic Piping _ Jackson & Blanc	4 : 4	2	2	100%	2	100%

Southwestern College - Wellness Aquatics Increment 1 and 2 Contracts
CBA Workforce Utilization Report [EXHIBIT 2]

Mar-17	UG Hydronic Piping _ Jackson & Blanc	4 : 4	0	0	0%	0	0%
Apr-17	UG Hydronic Piping _ Jackson & Blanc	4 : 4	3	3	100%	0	0%
May-17	UG Hydronic Piping _ Jackson & Blanc	4 : 4	3	2	67%	0	0%
Jun-17	UG Hydronic Piping _ Jackson & Blanc	4 : 4	3	2	67%	1	50%
Jul-17	UG Hydronic Piping _ Jackson & Blanc	5 : 5	3	3	100%	0	0%
Aug-17	UG Hydronic Piping _ Jackson & Blanc	4 : 4	0	0	0%	0	0%
Sep-17	UG Hydronic Piping _ Jackson & Blanc	4 : 4	0	0	0%	0	0%
Oct-17	UG Hydronic Piping _ Jackson & Blanc	3 : 3	0	0	0%	0	0%
May-17	UG Hydronic Piping _ Cut N Core	4 : 4	5	4	80%	2	50%
Jun-17	UG Hydronic Piping _ Cut N Core	4 : 4	1	1	100%	1	100%
Jul-17	UG Hydronic Piping _ Cut N Core	4 : 4	0	0	0%	0	0%
Aug-17	UG Hydronic Piping _ Cut N Core	4 : 4	0	0	0%	0	0%
Sep-17	UG Hydronic Piping _ Cut N Core	4 : 4	0	0	0%	0	0%
Oct-17	UG Hydronic Piping _ Cut N Core	4 : 4	0	0	0%	0	0%
Feb-17	UG Hydronic Piping _ PH City Service	2 : 2	2	0	0%	0	0%
Mar-17	UG Hydronic Piping _ PH City Service	4 : 4	0	0	0%	0	0%
Apr-17	UG Hydronic Piping _ PH City Service	4 : 4	0	0	0%	0	0%
May-17	UG Hydronic Piping _ PH City Service	4 : 4	1	0	0%	0	0%
Jun-17	UG Hydronic Piping _ PH City Service	4 : 4	1	0	0%	0	0%
Jul-17	UG Hydronic Piping _ PH City Service	1 : 1	0	0	0%	0	0%
Feb-17	UG Hydronic Piping _ Performance Contracting	4 : 4	2	2	100%	0	0%
Mar-17	UG Hydronic Piping _ Performance Contracting	4 : 4	0	0	0%	0	0%
Apr-17	UG Hydronic Piping _ Performance Contracting	4 : 4	0	0	0%	0	0%
May-17	UG Hydronic Piping _ Performance Contracting	4 : 4	0	0	0%	0	0%
Jun-17	UG Hydronic Piping _ Performance Contracting	4 : 4	1	1	100%	0	0%
Jul-17	UG Hydronic Piping _ Performance Contracting	4 : 4	2	1	50%	0	0%
Aug-17	UG Hydronic Piping _ Performance Contracting	4 : 4	2	2	100%	1	50%
Sep-17	UG Hydronic Piping _ Performance Contracting	4 : 4	0	0	0%	0	0%
Oct-17	UG Hydronic Piping _ Performance Contracting	5 : 5	0	0	0%	0	0%
Nov-17	UG Hydronic Piping _ Performance Contracting	4 : 4	0	0	0%	0	0%
Dec-17	UG Hydronic Piping _ Performance Contracting	4 : 4	0	0	0%	0	0%
Jan-18	UG Hydronic Piping _ Performance Contracting	1 : 1	0	0	0%	0	0%
Jun-17	Inc 2: BP 28-2 Sports Equipmt _ SEI	4 : 4	4	4	100%	1	25%
Jul-17	Inc 2: BP 28-2 Sports Equipmt _ SEI	4 : 4	1	1	100%	1	100%
Aug-17	Inc 2: BP 28-2 Sports Equipmt _ SEI	4 : 4	0	0	0%	0	0%
Sep-17	Inc 2: BP 28-2 Sports Equipmt _ SEI	4 : 4	0	0	0%	0	0%
Oct-17	Inc 2: BP 28-2 Sports Equipmt _ SEI	5 : 5	0	0	0%	0	0%
Nov-17	Inc 2: BP 28-2 Sports Equipmt _ SEI	4 : 4	2	2	100%	2	100%
Dec-17	Inc 2: BP 28-2 Sports Equipmt _ SEI	1 : 1	0	0	0%	0	0%
Aug-17	Inc 2: BP 29-2 Signage _ Sign Age	2 : 2	5	5	100%	0	0%
Sep-17	Inc 2: BP 29-2 Signage _ Sign Age	4 : 4	0	0	0%	0	0%
Oct-17	Inc 2: BP 29-2 Signage _ Sign Age	4 : 4	1	1	100%	0	0%
Nov-17	Inc 2: BP 29-2 Signage _ Sign Age	4 : 4	8	8	100%	2	25%
Dec-17	Inc 2: BP 29-2 Signage _ Sign Age	5 : 5	0	0	0%	0	0%
Jan-18	Inc 2: BP 29-2 Signage _ Sign Age	4 : 4	0	0	0%	0	0%
Feb-18	Inc 2: BP 29-2 Signage _ Sign Age	4 : 4	0	0	0%	0	0%
Mar-18	Inc 2: BP 29-2 Signage _ Sign Age	4 : 4	0	0	0%	0	0%
Apr-18	Inc 2: BP 29-2 Signage _ Sign Age	5 : 5	2	2	100%	0	0%

Notes:

1451

1145

366

Double asterisk (**) Denotes not all workforce data for the month has been accounted for, due to contractor's non-submittal of Certified Payroll Records. Remaining data will be reflected in next monthly report.

Double asterisk (** D) Denotes not that SOME workforce data for the month has NOT been accounted for, due to contractor's submittal of Certified Payroll Records with incomplete data. Remaining data will be reflected in next monthly report.

Grey Highlight denotes a contractor that has finished its scope of work.

Yellow Highlight denotes an active contractor.

Southwestern College - Wellness Aquatics Increment 1 and 2 Contracts
CBA Workforce Utilization Report [EXHIBIT 2]

CUMULATIVE STATISTICAL DATA							
		RATIO OF WEEKS REPORTED	TOTAL NUMBER OF POSITIONS EMPLOYED	TOTAL NUMBER OF LOCAL-TO- COUNTY (RESIDENT) WORKERS	% of LOCAL-TO- COUNTY WORKERS FILLING POSITIONS	TOTAL NUMBER OF LOCAL-TO-SWC DISTRICT WORKERS	% of LOCAL-TO-SWC DISTRICT WORKERS FILLING POSITIONS
SUB-TOTALS:	WAC 1 _ BP 03-1 Earthwork	212 : 212	122	107	88%	20	19%
SUB-TOTALS:	WAC 1 _ BP 07-1 UG Electrical Utilities	160 : 160	37	33	89%	13	39%
SUB-TOTALS:	WAC 1 _ BP 02-1 Site Setup (Fence)	137 : 137	21	21	100%	8	38%
SUB-TOTALS:	WAC 1 _ BP 05-1 UG Wet Utilities	358 : 358	85	82	96%	25	30%
SUB-TOTALS:	WAC 1 _ BP 06-1 UG Hydronic Piping	158 : 158	34	26	76%	8	31%
SUB-TOTALS:	WAC 1 & 2 _ BP 04-1 Concrete	733 : 733	303	219	72%	67	31%
SUB-TOTALS:	WAC 2 _ BP 08-2 Aggregate Piers	17 : 17	20	15	75%	3	20%
SUB-TOTALS:	WAC 2 _ BP 10-2 Steel	153 : 153	58	55	95%	40	73%
SUB-TOTALS:	WAC 2 _ BP 11-2 Sheetmetal	103 : 103	30	10	33%	2	20%
SUB-TOTALS:	WAC 2 _ BP 12-2 Roofing	62 : 62	25	23	92%	8	35%
SUB-TOTALS:	WAC 2 _ BP 13-2 General	582 : 582	261	200	77%	75	38%
SUB-TOTALS:	WAC 2 _ BP 14-2 Glazing	105 : 105	25	22	88%	7	32%
SUB-TOTALS:	WAC 2 _ BP 15-2 Finish Carpentry	29 : 29	17	12	71%	4	33%
SUB-TOTALS:	WAC 2 _ BP 16-2 Tile	24 : 24	26	19	73%	8	42%
SUB-TOTALS:	WAC 2 _ BP 17-2 Flooring	36 : 36	15	9	60%	5	56%
SUB-TOTALS:	WAC 2 _ BP 18-2 Specialties	81 : 81	24	23	96%	3	13%
SUB-TOTALS:	WAC 2 _ BP 19-2 Wood Flooring	22 : 22	15	0	0%	0	0%
SUB-TOTALS:	WAC 2 _ BP 20 Gym Bleachers	20 : 20	10	0	0%	0	0%
SUB-TOTALS:	WAC 2 _ BP 22-2 Fire Protection	90 : 90	19	18	95%	6	33%
SUB-TOTALS:	WAC 2 _ BP 23-2 Plumbing	177 : 177	61	60	98%	15	25%
SUB-TOTALS:	WAC 2 _ BP 24-2 HVAC	344 : 344	89	82	92%	14	17%
SUB-TOTALS:	WAC 2 _ BP 25-2 Electrical	310 : 310	89	74	83%	22	30%
SUB-TOTALS:	WAC 2 _ BP 26-2 Landscape	82 : 85 **	34	9	26%	4	44%
SUB-TOTALS:	WAC 2 _ BP 27-2 Bleacher	4 : 4	8	3	38%	3	100%
SUB-TOTALS:	WAC 2 _ BP 28-2 Sports Equipment	26 : 26	7	7	100%	4	57%
SUB-TOTALS:	WAC 2 _ BP 29-2 Signage	36 : 36	16	16	100%	2	13%
TOTAL:	Number of weekly CPRs:	3995 : 3998 **	1451	1145	79%	366	32%
CBA GOALS:					90% POSITIONS FILLED BY "LOCAL-TO- COUNTY" WORKERS	35% OF THE 90% "LOCAL-TO- COUNTY" POSITIONS TO BE FILLED BY "LOCAL-TO- DISTRICT" WORKERS	