




California Community Colleges

Dear Colleagues,

On behalf of the Chancellor's Office team, it is my pleasure to release the inaugural edition of the Compendium of Allocations and Resources – [The Compendium](#). The 2022-23 Compendium comes on the heels of historic investments and opportunities for California's community colleges.

With the enactment of the 2022 Budget Act, Governor Newsom and the Legislature renewed their support for the Vision for Success by including the Roadmap for the Future, a bold agenda to increase equitable student success, and new capacity for the system office to lead key strategies to reach these important goals. The 2022-23 state budget delivers long-sought opportunities for our community college students, provides the highest per-student funding increase in decades, and augments programs to support student success.

To support district and college leaders in the implementation and effective use of 2022-23 fiscal resources, the attached resource, known as the Compendium, provides fiscal and program guidance for districts in one central location – facilitating access to information.



Monthly updates to the Compendium will be released through the First Principal Apportionment in February and demarcate any new or updated content.

You can find the 22-23 Compendium and additional budget information on the [Budget News page](#).

We hope you find this new resource valuable!

Best regards,

Lizette Navarette, Ed.D.

Executive Vice Chancellor

Institutional Supports & Success

Lnavarette@cccco.edu

California Community Colleges Chancellor's Office

1102 Q Street, Sacramento, California 95811

www.cccco.edu



2022-23 REPORT

2022-23 California Community Colleges Compendium of Allocations and Resources

California Community Colleges Chancellor's Office | Dr. Daisy Gonzales, Interim Chancellor

Front cover photo: Norco College
Photo at right: Santa Barbara City College
Back cover photo: Butte College



Connect
with us!

WEBSITES

California Community Colleges
cccco.edu

Salary Surfer
salarysurfer.cccco.edu

I Can Go To College
icangotocollege.com

SOCIAL MEDIA



**California Community Colleges
Facebook Page**
facebook.com/CACommColleges



**California Community Colleges
Twitter Feed**
twitter.com/CalCommColleges

Government Relations Twitter Feed
twitter.com/CCGRAdvocates



**California Community Colleges
YouTube Page**
youtube.com/CACommunityColleges



**California Community Colleges
Instagram Page**
[instagram.com/
CaliforniaCommunityColleges](https://instagram.com/CaliforniaCommunityColleges)

2022-23 California Community Colleges Compendium of Allocations and Resources

Prepared By **California Community Colleges Chancellor's Office**

**College Finance and Facilities Planning Division and Equitable Student Learning,
Experience, and Impact Office**

Table of Contents

CONNECT WITH US.....	2
2022-23 CALIFORNIA COMMUNITY COLLEGES COMPENDIUM OF ALLOCATIONS AND RESOURCES.....	3
TABLE OF CONTENTS	4
INTRODUCTION	7
UPDATES	10
FRAMEWORK AND BUDGET OVERVIEW MEMOS	11
Benefits of Short-Term Sequenced Courses.....	12
Effective use of Proposition 98 Spending and Monitoring Memo	17
2022-23 STATE GENERAL ADVANCE APPORTIONMENT MEMO	19
CATEGORIAL PROGRAMS: NON-GRANT FUNDED	26
Memo: Impact of the Policy Regarding Effective Use Of Proposition 98 Funds	27
Basic Needs Center (ongoing)	33
Basic Needs Services – One-Time Payment: Phase Two Funding.....	41
California College Promise (AB 19 & AB 2)	49
CalWORKs	57
Campus Childcare Tax Bailout.....	68
Cooperative Agencies Resource for Education (CARE)	71
COVID Recovery Block Grant	79
Disabled Student Programs and Services (DSPS).....	87
Dreamer Resource Liaisons Support Funds (UndocuLiaisons).....	96
Emergency Financial Aid Assistance Grants (SFRF*)	104
Emergency Financial Aid Grants (Supplemental)	110

Extended Opportunity Programs and Services (EOPS).....	111
Financial Aid Technology	120
Foster and Kinship Care Education (FKCE).....	128
Full-Time Faculty Hiring Funds.....	133
Homeless and Housing Insecurity Pilot Program	138
Mental Health Program	140
NextUp.....	149
Perkins V: 1C-Local Assistance Allocations.....	153
2022-23 Physical Plant and Instructional Support - Certification and Allocations	160
Part-Time Faculty Compensation.....	169
Part-Time Faculty Office Hours	170
Retention and Enrollment Outreach	171
Student Equity and Achievement.....	177
Student Financial Aid Administration (SFAA) & Board Financial Aid Program (BFAP) ..	183
Student Success Completion Grant (SSCG).....	193
Veterans Resource Center	201
CATEGORICAL PROGRAM: GRANT FUNDED.....	210
Guided Pathways.....	211
Perkins V: 1B-Regional Consortia Allocations.....	219
Preparation for Allocation of FY 22-23 Information Technology and Security Funding	221
Zero Textbook Costs (ZTC) Program	226
CATEGORICAL PROGRAM -- GUIDANCE TO BE DETERMINED	238
CAEP- California Adult Education Program	238

CCC Asian American, Native Hawaiian, and Pacific Islander Student Achievement Program.....	238
CCC Equitable Placement and Completion Grant Program.....	238
CCC Pathway to Law School Initiative	238
Classified Employee Summer Assistance Program	238
Common course numbering system.....	238
Economic Development - Contract (Grant)	238
Hire UP Pilot Program	238
Implementation of transfer reforms in AB 928	238
Native American Student Support and Success Program	238
Nursing Program Support + attrition reduction in nursing programs – Apportionment	239
Part-Time Faculty Health Insurance.....	239
Rising Scholars Network- 5-year program evaluation project.....	239
Rising Scholars Network- model programming technical assistance	239
Rising Scholars Network- model programming, 5-year grant cycles for 45 community colleges – Grant.....	239
Rising Scholars Network- Support Transfer Education and Articulation -Projects & Common Course Numbering	239
Strong Workforce Program.....	239
APPENDICES.....	240
Appendix A: Summary of Categorical Program Accounting.....	241
Appendix B: Enacted 2022-23 Budget Joint Analysis.....	257

Introduction

2022-2023 Compendium of Allocations and Resource

August 2022

Dear California Community College Leaders:

On behalf of the entire team at the Chancellor's Office, it is an honor to introduce the inaugural edition of the Compendium of Allocations and Resources – The Compendium. The 2022-23 Compendium comes on the heels of historic investments and opportunities for California's community colleges.

With the enactment of the 2022 Budget Act, Governor Newsom and the Legislature renewed their support for the *Vision for Success* by including the [Roadmap for the Future](#), a bold agenda to increase equitable student success, and new capacity for the system office to lead key strategies to reach these important goals. State budget resources by way of the Student Centered Funding Formula and categorical program funding are intended to provide support services to students to improve educational outcomes, reduce equity, achievement and regional gaps, to address basic needs such as food and housing insecurity, and to help increase college affordability. These investments position California Community Colleges to advance educational equity and economic mobility. It is a remarkable opportunity to support students, their families and our communities while strengthening our statewide commitment to the *Vision for Success*.

The Compendium and the guidance memos contained within provide comprehensive information about ongoing and new 2022-23 funding allocations. A complete list can be found in the [Table of Contents](#). The Chancellor's Office is currently finalizing funding methodologies for other newly funded programs and will release guidance and allocations as they become available.

Data-informed Planning and Continuous Improvement

As we move forward, it is important that we collectively - as a system, districts and colleges - take an evidence-based approach to engage in local planning and continuous improvement towards advancing student outcomes and reducing equity and achievement gaps. Colleges should rely on the available system and local data (e.g., [LaunchBoard](#), [Student Centered Funding Formula Dashboard](#)), research findings, survey results, qualitative data and trends they observe to identify local equity gaps, student friction points, and improvement priorities. Colleges also should leverage the Guided Pathways framework and engage leaders across their institutions, including those from instruction, wraparound services, budgeting and administration, and general operations in an iterative design process and maximize available resources towards priority-aligned advancements at the local level. Fundamentally, colleges should center their work on the

student experience and commit to dismantling inequitable structures that create undue burdens and hinder student success.

Student-centered Support Infrastructure and Leveraging Funding Sources

To meet the diverse needs of our students, we need to transform our service delivery from separate programs to a student-centered support infrastructure that combines equitable structural design and high touch interventions. Categorical programs are important institutional resources that support the success of special student populations. They can significantly contribute to the student-centered support infrastructure by delivering evidence-based high touch interventions to special student populations and by providing critical insight into building equitable structures that benefit all students.

Although many of the categorical programs have spending requirements and restrictions as well as reporting requirements, where allowed, colleges should acknowledge the intersecting identities of students and consider leveraging multiple funding sources to address students' shared needs. Leveraging funding sources not only facilitates the coordinated service delivery among programs but also maximizes resources for students with the greatest need and eliminate equity gaps. Most importantly, cross-program conversations on funding and service delivery create opportunities for institutional leaders to engage in structural redesigns that focus on shifting burdens from students to institutions and reducing the negative impacts of social determinants of educational success have on student outcomes.

Let's celebrate our collective work and the opportunities ahead.

Sincerely,

Dr. Daisy Gonzales

Interim Chancellor

EXECUTIVE TEAM

Dr. John Hetts, Executive Vice Chancellor, Innovation, Data, Evidence, and Analytics

Dr. Lizette Navarette, Executive Vice Chancellor, Institutional Supports and Success

Marty Alvarado, Executive Vice Chancellor, Equitable Student Learning, Experience, and Impact

COMMUNICATIONS

Paul Feist, Vice Chancellor, Communication and Marketing

OFFICE OF GENERAL COUNSEL

Marc LeForestier, General Counsel

OFFICE OF INNOVATION, DATA, EVIDENCE, AND ANALYTICS

Dr. Valerie Lundy-Wagner, Vice Chancellor, Digital Innovation

OFFICE OF INSTITUTIONAL SUPPORTS AND SUCCESS

David O'Brien, Vice Chancellor, Government Relations

Wrenna Finche, Vice Chancellor, Fiscal Health and Accounting

OFFICE OF EQUITABLE STUDENT LEARNING, EXPERIENCE, AND IMPACT

Dr. Aisha Lowe, Vice Chancellor, Educational Services

Rebecca Ruan-O'Shaughnessy, Vice Chancellor, Educational Services

Sandra Sanchez, Interim Vice Chancellor, Workforce Development

HUMAN RESOURCES

Tiffany Argento, Director, Human Resources

Updates

This Compendium will be updated regularly, and we will list any updates to each edition here.

Note, previous guidance was sent for the following programs and is superseded by the contents of this August 2022 Compendium.

- Basic Needs Centers: Future allocations may be affected for failure to submit required reports by the due date.
- Basic Needs Services: Future allocations may be affected for failure to submit required reports by the due date.
- California College Promise: Students are no longer required to be first-time.
- CalWORKS: Future allocations may be affected for failure to submit required reports by the due date.
- CARES: Update to LA Southwest, LA Trade Tech, LA Valley, Palo Verde, Palomar, West Valley, Woodland, and Yuba colleges' allocations.
- DSPS: Future allocations may be affected for failure to submit required reports by the due date.
- EOPS: Future allocations may be affected for failure to submit required reports by the due date.
- FKCE: Future allocations may be affected for failure to submit required reports by the due date.
- HHIP: Future allocations may be affected for failure to submit required reports by the due date.
- Mental Health: Future allocations may be affected for failure to submit required reports by the due date.
- NextUp: Future allocations may be affected for failure to submit required reports by the due date.

Framework and Budget Overview

Memos

BENEFITS OF SHORT-TERM SEQUENCED COURSES

Memo Number: FS22-11

TO: Chief Executive Officers
Chief Business Officers
Chief Instructional Officers

FROM: Lizette Navarette, Executive Vice Chancellor
Institutional Supports and Success

RE: Benefits of Short-Term Sequenced Courses Leading to a Degree or Certificate

To support districts seeking strategies that engage post-traditional students and to advance goals that reduce unit accumulations, this memo provides an overview of the benefits of short-term sequenced courses that lead to a degree or certificate. Specifically, this memo summarizes current regulations and strategies that colleges may use around short-term scheduling to increase enrollment, FTES, and student success.

Background and Research

California community colleges are committed to the success of our students. The last few years have been tough on our communities and students, making it harder for students to remain enrolled and succeed in achieving their educational goals. As a system, we need to look for opportunities to bring students back to our colleges while continuing to serve those who have weathered the changes of the last few years and remained enrolled.

Traditional pathways to a degree are not designed for post-traditional students such as those who delayed enrollment in college after high school, enrolled part-time, have full-time employment while enrolled in college, or students who have dependents. Across California, community colleges are serving more – not fewer – post-traditional students. This long-standing reality necessitates California's colleges to adapt to the students who represent our new traditional. We can begin by adapting academic terms to fit their complex lives.

Numerous studies and decades of research show that shorter academic terms, such as compressed calendars or short-term 8- and 10-week classes, can translate into increased student success. Alvarez (2017), Scobey (2016) and Kasworm (2001) among others emphasize a departure from conventional semester schedule by highlighting such approaches as compressed terms, accelerated programs, structured schedules (Complete College America, 2018), flexible course delivery, and more enrollment periods. Increasing unit intensity with the objective of reducing time to completion continues to be goal for California Community Colleges but a challenge for students. A 2021 study, *The Overlooked Working Majority*, which focused on working adult learners at California's community colleges, found that given low-unit enrollment intensity, on average, it takes an adult learner who works more than half-time two additional terms to complete a 60-unit degree. For these students, this represents a "31% increase in time and expense for completion." A pattern of two classes at a time in an 8- or 10-week clusters can help reduce the damage done when life gets in the way for many

post-traditional. Programs like Accelerated College Education (Shasta College, 2019) have seen early success with such approaches. But shortening academic terms and courses is not enough – pathways need to be aligned to students’ end-goals. For example, Ziskin et al, (2010) found that working students must create highly structured schedules for themselves to manage their conflicting responsibilities.

Short-Term Courses: 5-Year Trends

Over the last five years, California community colleges have been steadily increasing the proportion of short-term courses as a percentage of total courses. During the Fall of 2017, 14.28% of all courses offered were identified as short term courses based on Chancellor’s Office MIS data and by Fall 2021, that percentage increased to 21.5%. Table 1 in Appendix B contains statewide data showing the total number of courses offered each term and the percentage of total courses that the community college districts identified as being short-term courses.

Source: Chancellor’s Office MIS Reports

What are the advantages shorter courses and academic terms?

Shorter Time Frame & Schedule Flexibility

Students generally receive the same number of credits when a course is completed in 8-weeks or 10-weeks instead of 17-weeks. Some students may be able to complete more courses each semester than would be possible in a traditional 17-week course schedule, which can lead to students earning their degrees or credentials faster. Additionally, the structure allows students to take fewer classes each session rather than 4-5 classes at the same time, providing students the ability to focusing on fewer subjects at one time. Shorter academic terms also provide greater flexibility. Students don’t have to wait a full semester to re-enroll and get back on track. With the flexibility provided by late or alternative start, students have greater enrollment options throughout the year and the ability to earn the same number of credits.

Transition to Full-Time with Financial Aid

Part-time students can take more courses, such as four 8-week courses, each semester to be considered full-time students with financial aid benefits. For students with more responsibilities like a job and family, focusing on two classes each session fits into their schedule better. Combined, these two benefits (greater scheduling flexibility and the ability to be considered full-time for financial aid purposes) can help a student stay on track and graduate sooner.

Outcomes and the SCFF Supplemental and Success Allocations

The Student Centered Funding Formula includes three allocations. The base allocation is based largely on FTES. The supplemental allocation is based on the number of students receiving a College Promise Grant or a Pell Grant and students covered by AB 540. The student success allocation is based on outcomes including the following: the number of students earning associate degrees and credit certificates, the number of students transferring to four-year colleges, the number of students who complete transfer-level math

and English within their first year, the number of students who complete nine or more CTE units, and the number of students who have attained the regional living wage.

Research shows that short-term courses improve student success and persistence, which could lead to better outcomes in many of the categories in the student success allocation. This method of scheduling short-term courses in a clearly identified sequence is likely to lead to increases in associate degrees and credit certificates. The reason for this is that students have a clear sequence of courses to achieve these outcomes and the courses are shorter in duration. Sequenced short-term courses could also lead to increases in other student success categories, as students persist through more courses in a shorter period of time, it could lead to faster completion of the student success metrics which translates to more funding in the SCFF

Studies, including several featuring California Community Colleges, show students are more successful when they can focus their attention on fewer subjects at one time. Data shows that drop-off rates increase late into 16- and 17-week terms. With shorter courses or terms, classes meet more often each week, allowing students to spend more time with their professors in the shortened timeframe.

Opportunity to Bring Back Lost FTES

Across the state, community college districts are struggling with enrollment declines. Prior to the pandemic, college enrollments were already projected to decline. Enrollment at K-12 schools has been flat for a number of years and California's population growth is at its lowest point since the 1800s¹. Further, the Department of Finance released projections anticipating that K-12 student enrollment will drop by 9% by 2030 and maybe twice that in some counties. These factors combined with a global pandemic and resulting changes in the way students prefer to attend classes have worked to exacerbate the enrollment declines over the past two years.

The Covid-19 pandemic has led to many changes in our system, and colleges are doing their best to look at enrollment patterns and student demand for courses and schedule courses in a way to meet this demand. The pandemic has also caused many changes in students' lives, some which have led to students leaving our campuses (both in person and virtual) for a variety of reasons. Many for-profit colleges offer short-term sequenced courses that lead to a degree or certificate. This method of sequencing courses is beneficial because students are able to see the entire sequence up front and track their progress as they complete the courses on the list. Community colleges need to explore new ways of offering courses to meet student's needs, bring back students that have left, and attract new students. We want to encourage colleges to explore this scheduling option to increase student success and decrease the time to completion.

Curriculum and Course Approval

Community Colleges are permitted to schedule courses for any length of time, as long as the course satisfies the hours and learning objectives as stated in the approved course outline of record (COR). Generally, community colleges offer the majority of their course offerings as semester length courses, however, some colleges are moving toward scheduling more short term courses and are finding that students have a greater rate of success in completing an 8-week or 10-week course compared to a semester length course. Title 5 regulations include the flexibility to schedule courses that do not align with a college's academic term. Under title 5 regulations, FTES generated in census procedure courses are reported in the period in which the census date falls, even if the course is not completed yet. FTES generated in positive attendance courses are reported in the period in which the course ends.

Once a course has an approved course outline of record (COR), it can be scheduled for any length of time as long as the total hours match the approved COR and the course meets the goals and objectives stated in the course outline of record. If a course is initially scheduled as a semester length course with an approved COR and is later compressed to an 8-week or 10-week course, no additional approval is needed.

Attendance Accounting Considerations

Each course uses a single attendance accounting procedure in calculating the FTES generated in the course. The attendance accounting procedure used is based on attributes of the course (the type of course, the way it is scheduled, credit/noncredit, modality, etc.). Under the current attendance accounting rules, a short-term credit course would use either the daily census procedure (title 5 § 58003.1(c)) or the positive attendance procedure (title 5 § 58003.1(d)). A short-term course would use the daily census attendance accounting procedure if it were regularly scheduled, meaning the course meets the same number of hours on each scheduled meeting day. Short-term courses that are not regularly scheduled, meaning the course does not meet the same number of hours on each meeting day, would use the positive attendance procedure.

Regularly Scheduled Short Term Courses- Daily Census

For purposes of daily census, a course is regularly scheduled if it meets the same number of hours on each scheduled meeting day. Courses are scheduled to align with the total hours listed in the Course Outline of Record. When converting a semester length course to a short term course, the college should look at the total hours, and divide that by the number of meeting days (excluding holidays) to determine the appropriate length of each class session. If scheduled appropriately, a short-term daily census course can often generate more FTES than if the same course were offered as a full semester length course. Appendix A contains an example of a 3-unit course and shows scheduling times and the FTES generated in the course if it were short-term (offered for 8 weeks) vs the same course offered as a full-term weekly census course.

Irregularly Scheduled Short Term Courses- Positive Attendance

A course is irregularly scheduled if it does not meet the same number of hours on each scheduled meeting day. Short-term courses that are combined lecture and lab are often

irregularly scheduled. When scheduling these courses it is customary for the lecture portion of the class to meet each meeting day with a lab portion added to some of the meeting days. An example of this is a semester length lecture/lab course that meets on Tuesdays and Thursdays for lecture and includes a lab component on Thursdays. If a college was going to shorten this from a 16-week class to an 8-week class, the simple approach would be to double the days, so it would be lecture 4 days per week and lab 2 days per week. This scheduling pattern would require the class to use positive attendance since the class does not meet the same number of hours on each scheduled meeting day.

However, short-term courses using the positive attendance procedure are likely to generate less FTES when converted to a short-term course compared to the same course offered as a full term length course using weekly census or daily census. The reason for this is that the positive attendance procedure is a count of the exact number of hours that each student in the class is present, so the college does not generate FTES on days a student is absent or for a student who drops the course before the end of the term. The Chancellor's Office will be exploring regulation changes to address this issue.

Contact

If you have questions regarding curriculum for short-term courses, please contact Raul Arambula at rarambula@cccco.edu. If you have questions regarding attendance accounting for short-term courses please contact Natalie Wagner at nwagner@cccco.edu.

EFFECTIVE USE OF PROPOSITION 98 SPENDING AND MONITORING MEMO

Memo Number: ESS 22-100-006

TO: Chief Executive Officers
Chief Student Services Officers
Chief Instructional Officers
Chief Business Officers

FROM: Lizette Navarette, Executive Vice Chancellor, Institutional Support and Success

RE: Effective Use of Proposition 98 Spending and Monitoring

This memorandum reiterates the Chancellor's Office's policy regarding the spend down of Proposition 98 funds at the local level. For Proposition 98 funds without specific statutory or programmatic expenditure deadlines issued by the Chancellor's Office, districts are not required to spend down Proposition 98 funds within the same year of allocation. In such cases, colleges no longer need to make carryover requests for unspent funds from year to year to the Chancellor's Office. Please see memo [ESS 22-100-004](#) for a list of applicable non-grant funded programs within the Chancellor's Office.

The Chancellor's Office will inform districts via guidance when expenditure deadlines apply. For example, the Chancellor's Office issued guidance memos for certain grants and Workforce and Economic Development programs, including details such as expenditure deadlines. Additionally, for grants funded by the Chancellor's Office, unless otherwise specified, colleges may request for grant extensions where applicable, via their program monitors.

This policy change reaffirms the Chancellor's Office's commitment to subsidiarity and providing colleges with maximum flexibility to support student success. At the same time, it is important to note that the Chancellor's Office has an obligation and responsibility to provide oversight for all encumbered Proposition 98 funds. It must and will continue to ensure colleges are spending funds in a reasonable amount of time and doing all possible to address student and local needs with these dollars. As a result, the Chancellor's Office strongly encourages and requests college districts to apply the following principles when making decisions on Proposition 98 funds allocated to them:

- Colleges should do all possible to spend down funds within the same year allocated to advance the intended purposes of the respective programs, even if not specifically required.

- If funds are not fully expended within the same year of allocation, the remaining funds should be the first funds expended in the following year.
- Funds should be prioritized to maximize services to students, including, where allowable, in the form of direct aid to students.

The Chancellor's Office will closely monitor colleges' spending and reach out to college program contacts to discuss options if funds are not fully expended within a reasonable amount of time. It reserves the right to take actions, including holding back subsequent year allocations, to avoid the unreasonable accumulation of funds.

This policy change does not impact the spend down rules of any non-Proposition 98 funds or statutorily required spend down rules. It also does not impact any program specific reporting and other deadlines. The Chancellor's Office is committed to supporting the field in its implementation of this updated policy and will provide additional guidance and technical assistance. Please feel free to contact your Chancellor's Office program representative with any questions.

cc: Marty Alvarado, Executive Vice Chancellor, Equitable Student Learning, Experience & Impact
 Wrenna Finche, Vice Chancellor, Fiscal Health and Accounting
 Dr. Aisha Lowe, Vice Chancellor, Education Services and Support
 Rebecca Ruan-O'Shaughnessy, Vice Chancellor, Education Services and Support
 Raul Arambula, Dean, Education Services and Support
 Gina Browne, Dean, Education Services and Support
 Mia Keeley, Dean, Education Services and Support
 Michael R. Quiaoit, Dean, Education Services and Support
 Dr. LeBaron Woodyard, Dean, Education Services and Support
 CCCCCO Staff

2022-23 State General Advance Apportionment Memo

Memo Number: FS 22-09

TO: Chief Executive Officers
Chief Business Officers

FROM: Fiscal Services Unit
Office of Institutional Supports & Success
College Finance and Facilities Planning Division

RE: 2022-23 Advance Apportionment

This memo details the 2022-23 Advance (AD) apportionment calculations for the Student Centered Funding Formula (SCFF) and various categorical programs. Associated exhibits are available on the Chancellor's Office [Fiscal Services Unit Apportionment Reports website](#).

The July 2022 Advance certification for State General Apportionment is the 2021-22 First Principal apportionment amount plus 2022-23 COLA. There will be a revision to the Advance certification in September 2022, which will incorporate the additional 2022 Budget Act increases to the SCFF described in this memo.

General Background

The SCFF consists of three components: the base allocation, supplemental allocation, and student success allocation. The base allocation relies primarily on college and center size based on prior year data and current year Full Time Equivalent Student (FTES) enrollment. The supplemental allocation is based on prior year data, and the student success allocation is based on an average of three prior years of data. Generally, the Chancellor's Office certifies apportionments three times per year with the Advance Apportionment (AD) released in July, First Principal (P1) and Recalculation (R1) in February, and Second Principal (P2) in June. Additional certification revisions are completed as necessary.

At the Advance apportionment, the Chancellor's Office used assumptions and estimates for the major components of the SCFF to disburse resources for the first seven months of the fiscal year.

2022-23 Advance - July 2022

The July 2022 Advance certification for State General Apportionment is the 2021-22 First Principal apportionment amount plus 2022-23 COLA of 6.56%. The amount certified in July does **not include** the \$26.7 million in funding for FTES growth, and \$600 million in

ongoing funding to increase the SCFF's funding rates for the base, supplemental, and student success allocations.

Exhibits

- Exhibit A (District Monthly Payments by Program)
- Exhibit B-4 (County Monthly Payment Schedule)
- Exhibit R (SCFF Apportionment Summary)

The Exhibit R is a summary document used in place of the Exhibit C at the Advance apportionment which identifies each district's components of the SCFF and the various revenue sources (i.e., General Fund, property taxes, enrollment fees, 2015-16 Full-Time Faculty Hiring, and EPA) used by the Chancellor's Office to fund each district's Total Computational Revenue (TCR). The State General Apportionment amount reflected in the Exhibit R **will be certified in the September 2022 Advance revision**. The September payment, and subsequent monthly payments will be adjusted to reflect the revised September 2022 Advance State General Apportionment certification.

Categorical Programs

At the July 2022 Advance, 32 categorical programs certified district allocations totaling \$2.4 billion. Additionally, Foster Care Reimbursement, and Apprenticeship Training and Instruction, Local Education Agencies (LEA) have also certified allocations and their program-specific exhibits are posted on our [Apportionment Reports website](#).

2022-23 Advance September 2022

The September 2022 Advance revision to the State General Apportionment will incorporate assumptions aligned with factors used to develop the 2022 Budget Act. The 2022 Budget Act includes a COLA of 6.56%, \$26.7 million in funding for growth, and \$600 million in ongoing funding to increase the SCFF's funding rates for the base, supplemental, and student success allocations. Additional categorical programs may be included in the September 2022 Advance revision.

The September 2022 Advance apportionment will provide the SCFF State General Apportionment certification that is based on the highest of the following:

- (A) 2022-23 SCFF calculated revenue,
- (B) 2021-22 SCFF calculated revenue plus 2022-23 COLA of 6.56%, or
- (C) Hold harmless revenue: based on 2017-18 TCR, plus 2018-19 COLA of 2.71%, 2019-20 COLA of 3.26%, 2020-21 COLA of 0.00%, 2021-22 COLA of 5.07%, and 2022-23 COLA of 6.56% compounded.

For the September 2022 Advance estimates, Full Time Equivalent Student (FTES) values are carried forward from the 2021-22 P2 data including any COVID-19 protections and emergency condition allowances. To the extent that restoration and growth would be possible given these protections, these potential revenues are considered in the September 2022 Advance calculations. Supplemental values are carried forward from the data set submitted on March 10, 2022. Student success values are calculated using the 2019-20 headcounts and 2020-21 headcounts twice to determine a three-year average from the data set submitted on March 10, 2022. To estimate property taxes, P2 property tax data is proportionally increased by 5.95% to align with Department of Finance projections. Enrollment fees are based on 2021-22 P2 data and Education Protection Account (EPA) funding is based on projections provided by the Department of Finance and subsequently calculated by the State Controller's Office.

Table 1 reflects the SCFF rates at the 2022-23 Advance (September 2022 revision) as modified by COLA and other base adjustments in the 2022 Budget Act. SCFF rates will be updated at the First Principal apportionment in February 2023 to reflect updated data and revenues.

SCFF Rates at 2022-23 Advance (September 2022-23)

Category	2021-22 Rates	2022-23 Advance Rates
Credit	4,212	4,840
Incarcerated Credit	5,907	6,788
Special Admit Credit	5,907	6,788
CDCP	5,907	6,788
Noncredit	3,552	4,082
Supplemental Point Value	996	1,145
Student Success Main Point Value	587	675
Student Success Equity Point Value	148	170

Category	2021-22 Rates	2022-23 Advance Rates
<u>Single College District</u>		
Small	4,250,609	5,950,421
Medium	5,667,482	7,933,899
Large	7,084,352	9,917,373
<u>Multi College District</u>		
Small	4,250,609	5,950,421
Medium	4,959,046	6,942,161
Large	5,667,482	7,933,899
Designated Rural College	1,351,956	1,892,601
State Approved Centers	1,416,870	1,983,474
<u>Grandparented Center</u>		
Small	177,110	247,936
Small Medium	354,218	495,869
Medium	708,435	991,736
Medium Large	1,062,652	1,487,605
Large	1,416,870	1,983,474

Prior Year State General Apportionment Adjustment

The 2021-22 EPA funding allocation was updated by the Department of Finance in June 2022 from \$1,276 million to \$1,954 million. This resulted in an increase of \$677.9 million in 4th quarter payments. State general apportionment payments were subsequently adjusted down to reflect the increase in EPA payments in June. Any remaining adjustments to 2021-22 state general apportionment payments due to the increase in EPA funds will be made in September 2022 and will be displayed on the September 2022 Exhibit A as a Prior Year State General Apportionment Adjustment.

Funding Protections

There are several funding protections applicable under the SCFF, summarized below.

Funding Protections applicable under the SCFF

Protection	Description
Hold Harmless (ECS 84750.4(h))	Districts receive no less than their 2017-18 TCR plus applicable cumulative annual cost of living adjustments through 2024-25. The 2022 Budget Act extends the Hold Harmless protection in a modified form. Starting in 2025-26, the Hold Harmless provision will no longer reflect cumulative COLAs over time. A district's 2024-25 TCR will represent its new "floor," below which it cannot drop.
Stability Protection (ECS 84750.4(g)(4)(A))	Commencing in 2020-21, declines in the SCFF TCR (excluding the hold harmless) are applicable in the year after the decline and include any applicable COLA. This protection is similar to the former FTES stability protection provided under SB 361, however is based on total SCFF TCR.
FTES Restoration protection	Ability to restore FTES that have declined in the previous 3 years. This protection is converted to a funding amount to provide flexibility.
Basic Allocation Protection	Declines in college and center Basic Allocation tiers are effective 3 years after the initial decline. Increases or new colleges or centers are eligible for funding in the year following the increase or establishment.

Protection	Description
Emergency Conditions Allowances (Title 5 58146)	Emergency conditions protection from apportionment declines due to a variety of factors including natural disasters and pandemic.

SCFF Dashboard

Since adoption of the SCFF in the 2018-19 state budget, the Chancellor’s Office has collaborated with system partners to develop tools and resources to support SCFF implementation. In early 2021, the Chancellor’s Office released the SCFF Dashboard, a three-phase project to empower districts to analyze and use data for local implementation. Phase 2 of the SCFF Dashboard provided details around the supplemental and student success funding allocations and student counts within each of those portions of the formula for 2018-19 through 2020-21. While funding allocations are based on three-year averages in the student success portion of the formula, the Dashboard allows users to view one year data or three-year average data. Phase 2 also includes an evaluation of funding protections including the minimum revenue guarantee/hold harmless detailing whether the protection amount or the amount as a percent of TCR has increased or decreased. Many of the pages in the Dashboard allow users to compare between a single district to the statewide average or two different districts. This provides context about whether district outcomes are similar to other districts with similar characteristics. A subsequent data release in Phase 2 provided information about race and ethnicity in the supplemental and student success funding allocations.

SCFF Resource Estimator (Phase 3)

The SCFF Resource Estimator, which is planned for release in mid-August 2022, will provide districts with SCFF projections and planning tools. The SCFF Resource Estimator allows users to change underlying factors within the base, supplemental, and student success allocations of the formula to estimate funding amounts in future years. Factors that can be adjusted include student enrollment and completion counts, cost of living adjustments (COLA), and local revenues, among others. The tool includes calculations for the current year, and four outyears. While current year data counts and funding amounts are populated, users can adjust counts and other factors.

Contacts

For questions regarding the SCFF please email scff@cccco.edu. For questions regarding specific categorical programs, please contact the appropriate staff specified in the

Program Contacts list on our [website](#). For general questions regarding this memo, please contact the Fiscal Services Unit at apportionments@cccco.edu.

Categorical Programs: Non-Grant Funded

MEMO: IMPACT OF THE POLICY REGARDING EFFECTIVE USE OF PROPOSITION 98 FUNDS

Memo Number: ESS 22-100-004

TO: Chief Executive Officers
Chief Business Officers
Chief Student Services Officers
Chief Instructional Officers

FROM: Rebecca Ruan-O'Shaughnessy, Vice Chancellor, Educational Services and Support

RE: MEMO: Impact of the Policy regarding Effective Use of Proposition 98 Funds

This memorandum serves as a follow up to the policy regarding the effective use of Proposition 98 spending and monitoring ([memo ESS 22-100-006](#)) at the local level. Please see the chart below for more detail on the impact this updated policy has on the categorical programs.

This policy change does not impact any program specific expenditure guidelines and restrictions, reporting requirements, or any deadlines. It also does not impact the spend down rules of any non-Proposition 98 funds. Program Directors are encouraged to work with their district/college business office to ensure that prior year funding is expended before current fiscal year allocations. Please see the chart below for more detail on the categorical programs.

Prop 98 Categorical Program's Expenditure Guidelines

Note: [Full Time Faculty Hiring Funds](#), [Perkins V](#), [Part Time Faculty Office Hours](#), and [SFRFs](#) are not included in the below chart. Please see the program's respective memos in the [Categorical Programs–Non-Grant Funded](#) section for more information.

Program	Impact
Basic Needs Center	If funds are not fully expended after two years from the initial allocation date, the Chancellor's Office may request a budget plan of action to ensure funds are fully utilized.

Program	Impact
Basic Needs Services – One-Time Payment: Phase Two Funding	If funds are not fully expended after two years from the initial allocation date, the Chancellor's Office may request a budget plan of action to ensure funds are fully utilized.
California College Promise (AB 19)	If funds are not fully expended after two years from the initial allocation date, the Chancellor's Office will request a budget plan of action to ensure funds are utilized to support students. Promise funds may be used as direct aid to students, so colleges should assess and address any unmet needs of their current students.
CalWORKs	CalWORKs funding consists of Proposition 98 funds and federal TANF funds. If Proposition 98 funds are not fully expended by the end of the second year of the allocation, the Chancellor's Office will request a budget plan of action to ensure funds are spent in a timely manner to support students. Federal TANF funds cannot be carried into the following fiscal year and must be spent in the fiscal year in which they are allocated. Proposition 98 Work Study funds from your college's original allocation that are carried into the following fiscal year cannot be transferred and must remain in Work Study. Year-end expenditure reports will still be due annually.
Campus Childcare Tax Bailout	Funds shall be used only for the purpose of community college childcare and development programs and should be maximized each year to meet the childcare needs of current students.
CARE (Cooperative Agencies Resources for Education)	If funds are not fully expended after two years from the initial allocation date, the Chancellor's Office will request a budget plan of action to ensure funds are spent in a timely manner to support students. Year-end expenditure reports will still be due annually.
COVID Recovery Block Grant	There is no legislative deadline to expend the funds; however, districts must report on use of funds to the Chancellor's Office by December 2023.

Program	Impact
DSPS (Disabled Student Programs and Services)	If funds are not fully expended after two years from the initial allocation date, the Chancellor's Office will request a budget plan of action to ensure funds are spent in a timely manner to support students. College effort will continue to be considered as an annual contribution based on the fiscal year in which funds are allocated. ATP funds spent in the second fiscal year must still be applied to applicable allowable expenditures. DHH funds spent in the second fiscal year must still apply to DHH allowable expenditures with a 4:1 match. Year-end expenditure reports will still be due annually.
Dream Resource Liaison Support Funds	If funds are not fully expended after two years from the initial allocation date, the Chancellor's Office may request a budget plan of action to ensure funds are fully utilized to support undocumented students.
EOPS (Extended Opportunity Program and Services)	If funds are not fully expended after two years from the initial allocation date, the Chancellor's Office will request a budget plan of action to ensure funds are spent in a timely manner to support students. Colleges must meet minimum obligations for district match, category C, and textbook expenditures within the fiscal year the funds are allocated. Year-end expenditure reports will still be due annually.
Financial Aid Technology Funds	If funds are not fully expended after two years from the initial allocation date, the Chancellor's Office will request a budget plan of action to ensure funds are spent in a timely manner to support students. Colleges are still required to report final expenditure annually in SSARCC.

Program	Impact
FKCE (Foster and Kinship Care Education)	FKCE funding consists of Proposition 98 funds and Federal Title IV-E funds. If Proposition 98 are not fully expended after two years from the initial allocation date, the Chancellor's Office will request a budget plan of action to ensure funds are spent in a timely manner to support students. Federal Title IV-E funds cannot be carried into the following fiscal year.
HHIP (California Community Colleges Homeless and Housing Insecurity Pilot)	If funds are not fully expended after two years from the initial allocation date, the Chancellor's Office will request a budget plan of action to ensure funds are spent in a timely manner to support students. Final year-end expenditure information will still be due annually on year-end reports.
Mental Health Program	If funds are not fully expended after two years from the initial allocation date, the Chancellor's Office may request a budget plan of action to ensure funds are utilized. If after three years fiscal years, there are remaining funds, the Chancellor's Office may pull back funds to re-distribute systemwide.
NextUp	If funds are not fully expended after two years from the initial allocation date, the Chancellor's Office will request a budget plan of action to ensure funds are fully utilized to support foster youth. Final year-end expenditure reports will still be due annually. NextUp Coordinators are encouraged to work with their district/college business office to ensure that prior year funding is expended before current fiscal year allocations.
Part-Time Faculty Compensation	If a district achieves parity, its allocation may be used for any other educational purpose.
Physical Plant and Instructional Support	The 2022 Higher Education Trailer Bill (AB 183, SEC. 55, 2022) requires the funds for Physical Plant and Instructional Support to be encumbered or expended by June 30, 2027.

Program	Impact
Retention and Enrollment Outreach	If funds are not fully expended after two years from the initial allocation date, the Chancellor's Office may request a budget plan of action to ensure funds are fully utilized.
SEA (Student Equity and Achievement) Program	The existing two year expenditure cycle for the SEA Program annual allocations will remain unchanged. Expenditures will continue to be reported in NOVA for term-end expenditure reporting and the SEA Annual Report.
SFAA-BFAP (Student Financial Aid Administration – Board Financial Aid Program)	If funds are not fully expended within the same year of allocation, the Chancellor's Office will request a budget plan of action to ensure funds are fully utilized to support financial aid office administration. Colleges are still required to maintain a minimum Maintenance of Effort (MOE) financial aid administrative annual spending level as specified in the budget act. Any college that fails to meet the MOE in any fiscal year is subject to a dollar for dollar penalty against the college's BFAP 2% funding (unrestricted) in current and future years. Annual reporting of final expenditures in SSARCC is required.
SSCG (Student Success Completion Grant)	Colleges are expected to award and disburse SSCG funds to all eligible Cal Grant B and C students during the year funds are allocated. At the end of the award year, colleges should reevaluate student eligibility to determine if students are eligible for the maximum SSCG award amount based on the number of units completed. In the case where there are more funds than eligible students, colleges are expected to spend all funds within two years from the year in which SSCG funds are allocated. If funds are not fully expended after two years from the initial allocation date, the Chancellor's Office may reallocate undisbursed funds or request a budget plan of action to ensure funds are fully utilized to support students.

Program	Impact
VRC (Veteran Resource Centers) Funds	If funds are not fully expended after two years from the initial allocation date, the Chancellor's Office will request a budget plan of action to ensure funds are fully utilized to support veteran students. Colleges are still required to report final expenditure annually in SSARCC.

The Chancellor's Office is committed to supporting the field in its implementation of this updated policy and will provide additional guidance and technical assistance as needed. Please feel free to contact your Chancellor's Office program representative with any questions.

cc: Marty Alvarado, Executive Vice Chancellor, Equitable Student Learning, Experience & Impact
 Lizette Navarette, Executive Vice Chancellor, Institutional Supports and Success
 Wrenna Finche, Vice Chancellor, Fiscal Health and Accounting
 Dr. Aisha Lowe, Vice Chancellor, Education Services and Support
 Rebecca Ruan-O'Shaughnessy, Vice Chancellor, Education Services and Support
 Raul Arambula, Dean, Education Services and Support
 Gina Browne, Dean, Education Services and Support
 Mia Keeley, Dean, Education Services and Support
 Michael R. Quiaoit, Dean, Education Services and Support
 Dr. LeBaron Woodyard, Dean, Education Services and Support
 CCCCCO Staff

BASIC NEEDS CENTER (ONGOING)

Total Allocation

\$40,000,000

Funding Formula

The allocation funding formula includes a base amount of \$130,000 for every college. The remaining appropriation (\$25,050,000 in total) will be allocated to colleges based on the following:

- 50% of the remaining appropriation will be allocated based on total headcount; and
- 50% of the remaining appropriation will be allocated based on the number of students who received a Pell grant.

2022-23 Spending Guidelines

[Senate Bill 129](#) (Budget Act of 2021) requires each California community college campus to establish and/or expand a Basic Needs Center and designate at least one staff person as the Basic Needs Coordinator to provide holistic, comprehensive basic needs services and resources to students to support their successful matriculation through the California community colleges system and beyond. The Basic Needs Center is intended to be a one-stop, single location and point of contact for students to more easily access and gain awareness of basic needs services and resources. The colleges shall make a reasonable effort, when feasible, to locate all on-campus basic needs services and resources at the Basic Needs Center.

Required Reporting

Future allocations may be affected for failure to submit required reports by the due date.

Contact

For questions, please contact Colleen Ganley at cganley@cccco.edu.

Additional Resources

[Basic Needs Center Toolkit](#)

2022-23 Basic Needs Centers Allocation Table

District	College Name	Amount
ALLAN HANCOCK	ALLAN HANCOCK COLLEGE	\$318,711
ANTELOPE VALLEY	ANTELOPE VALLEY COLLEGE	\$405,327
BARSTOW	BARSTOW COLLEGE	\$204,009
BUTTE	BUTTE COLLEGE	\$324,798
CABRILLO	CABRILLO COLLEGE	\$295,225
CERRITOS	CERRITOS COLLEGE	\$610,516
CHABOT-LAS POSITAS	CHABOT COLLEGE	\$317,693
CHABOT-LAS POSITAS	LAS POSITAS COLLEGE	\$239,705
CHAFFEY	CHAFFEY COLLEGE	\$531,780
CITRUS	CITRUS COLLEGE	\$360,463
COAST	COASTLINE COMMUNITY COLLEGE	\$277,810
COAST	GOLDEN WEST COLLEGE	\$344,471
COAST	ORANGE COAST COLLEGE	\$422,497
COMPTON	COMPTON COLLEGE	\$224,942
CONTRA COSTA	CONTRA COSTA COLLEGE	\$227,103
CONTRA COSTA	DIABLO VALLEY COLLEGE	\$394,376

District	College Name	Amount
CONTRA COSTA	LOS MEDANOS COLLEGE	\$274,650
COPPER MOUNTAIN	COPPER MOUNTAIN COLLEGE	\$174,664
DESERT	COLLEGE OF THE DESERT	\$350,882
EL CAMINO	EL CAMINO COLLEGE	\$549,665
FEATHER RIVER	FEATHER RIVER COLLEGE	\$153,725
FOOTHILL-DEANZA	DE ANZA COLLEGE	\$418,123
FOOTHILL-DEANZA	FOOTHILL COLLEGE	\$339,516
GAVILAN	GAVILAN COLLEGE	\$221,983
GLENDALE	GLENDALE COMMUNITY COLLEGE	\$429,028
GROSSMONT-CUYAMACA	CUYAMACA COLLEGE	\$290,529
GROSSMONT-CUYAMACA	GROSSMONT COLLEGE	\$391,251
HARTNELL	HARTNELL COLLEGE	\$283,395
IMPERIAL	IMPERIAL VALLEY COLLEGE	\$337,337
KERN	BAKERSFIELD COLLEGE	\$632,441
KERN	CERRO COSO COMMUNITY COLLEGE	\$205,653
KERN	PORTERVILLE COLLEGE	\$220,204
LAKE TAHOE	LAKE TAHOE COMMUNITY COLLEGE	\$180,173

District	College Name	Amount
LASSEN	LASSEN COLLEGE	\$154,733
LONG BEACH	LONG BEACH CITY COLLEGE	\$663,821
LOS ANGELES	LOS ANGELES SOUTHWEST COLLEGE	\$245,869
LOS ANGELES	LOS ANGELES TRADE-TECH COLLEGE	\$361,296
LOS ANGELES	LOS ANGELES VALLEY COLLEGE	\$435,706
LOS ANGELES	EAST LOS ANGELES COLLEGE	\$702,850
LOS ANGELES	LOS ANGELES CITY COLLEGE	\$447,046
LOS ANGELES	LOS ANGELES HARBOR COLLEGE	\$268,966
LOS ANGELES	LOS ANGELES MISSION COLLEGE	\$298,534
LOS ANGELES	LOS ANGELES PIERCE COLLEGE	\$457,865
LOS ANGELES	WEST LOS ANGELES COLLEGE	\$335,345
LOS RIOS	AMERICAN RIVER COLLEGE	\$623,754
LOS RIOS	COSUMNES RIVER COLLEGE	\$412,940
LOS RIOS	FOLSOM LAKE COLLEGE	\$283,545
LOS RIOS	SACRAMENTO CITY COLLEGE	\$526,778
MARIN	COLLEGE OF MARIN	\$198,011
MENDOCINO-LAKE	MENDOCINO COLLEGE	\$196,710

District	College Name	Amount
MERCED	MERCED COLLEGE	\$349,892
MIRA COSTA	MIRA COSTA COLLEGE	\$382,984
MONTEREY	MONTEREY PENINSULA COLLEGE	\$246,514
MT. SAN ANTONIO	MT. SAN ANTONIO COLLEGE	\$849,266
MT. SAN JACINTO	MT. SAN JACINTO COLLEGE	\$410,869
NAPA VALLEY	NAPA VALLEY COLLEGE	\$205,188
NORTH ORANGE	CYPRESS COLLEGE	\$427,709
NORTH ORANGE	FULLERTON COLLEGE	\$622,042
OHLONE	OHLONE COLLEGE	\$271,856
PALO VERDE	PALO VERDE COLLEGE	\$163,815
PALOMAR	PALOMAR COLLEGE	\$449,432
PASADENA	PASADENA CITY COLLEGE	\$640,802
PERALTA	BERKELEY CITY COLLEGE	\$229,476
PERALTA	COLLEGE OF ALAMEDA	\$218,406
PERALTA	LANEY COLLEGE	\$280,271
PERALTA	MERRITT COLLEGE	\$222,676
RANCHO SANTIAGO	SANTA ANA COLLEGE	\$537,807

District	College Name	Amount
RANCHO SANTIAGO	SANTIAGO CANYON COLLEGE	\$340,399
REDWOODS	COLLEGE OF THE REDWOODS	\$216,284
RIO HONDO	RIO HONDO COLLEGE	\$405,955
RIVERSIDE	MORENO VALLEY COLLEGE	\$301,363
RIVERSIDE	NORCO COLLEGE	\$293,395
RIVERSIDE	RIVERSIDE COMMUNITY COLLEGE	\$561,424
SAN BERNARDINO	CRAFTON HILLS COLLEGE	\$212,914
SAN BERNARDINO	SAN BERNARDINO VALLEY COLLEGE	\$357,375
SAN DIEGO	SAN DIEGO CITY COLLEGE	\$481,107
SAN DIEGO	SAN DIEGO MESA COLLEGE	\$424,966
SAN DIEGO	SAN DIEGO MIRAMAR COLLEGE	\$329,430
SAN FRANCISCO	CITY COLLEGE OF SAN FRANCISCO	\$464,920
SAN JOAQUIN DELTA	SAN JOAQUIN DELTA COLLEGE	\$459,578
SAN JOSE-EVERGREEN	EVERGREEN VALLEY COLLEGE	\$297,276
SAN JOSE-EVERGREEN	SAN JOSE CITY COLLEGE	\$261,642
SAN LUIS OBISPO	CUESTA COLLEGE	\$294,629
SAN MATEO	CAÑADA COLLEGE	\$205,425

District	College Name	Amount
SAN MATEO	COLLEGE OF SAN MATEO	\$234,091
SAN MATEO	SKYLINE COLLEGE	\$261,201
SANTA BARBARA	SANTA BARBARA CITY COLLEGE	\$352,567
SANTA CLARITA	COLLEGE OF THE CANYONS	\$450,565
SANTA MONICA	SANTA MONICA COLLEGE	\$587,462
SEQUOIAS	COLLEGE OF THE SEQUOIAS	\$397,374
SHASTA-TEHAMA- TRINITY	SHASTA COLLEGE	\$313,886
SIERRA	SIERRA COLLEGE	\$427,817
SISKIYOU	COLLEGE OF THE SISKIYOU	\$165,155
SOLANO	SOLANO COMMUNITY COLLEGE	\$271,117
SONOMA	SANTA ROSA JUNIOR COLLEGE	\$416,307
SOUTH ORANGE	IRVINE VALLEY COLLEGE	\$338,087
SOUTH ORANGE	SADDLEBACK COLLEGE	\$445,404
SOUTHWESTERN	SOUTHWESTERN COLLEGE	\$496,043
STATE CENTER	CLOVIS COMMUNITY COLLEGE	\$277,877
STATE CENTER	FRESNO CITY COLLEGE	\$588,493

District	College Name	Amount
STATE CENTER	MADERA COLLEGE	\$194,716
STATE CENTER	REEDLEY COLLEGE	\$287,257
VENTURA	MOORPARK COLLEGE	\$346,010
VENTURA	OXNARD COLLEGE	\$288,001
VENTURA	VENTURA COLLEGE	\$340,911
VICTOR VALLEY	VICTOR VALLEY COLLEGE	\$381,799
WEST HILLS	WEST HILLS COLLEGE COALINGA	\$188,317
WEST HILLS	WEST HILLS COLLEGE LEMOORE	\$225,488
WEST KERN	TAFT COLLEGE	\$208,218
WEST VALLEY-MISSION	MISSION COLLEGE	\$236,558
WEST VALLEY-MISSION	WEST VALLEY COLLEGE	\$232,711
YOSEMITE	COLUMBIA COLLEGE	\$166,922
YOSEMITE	MODESTO COLLEGE	\$457,300
YUBA	WOODLAND COMMUNITY COLLEGE	\$193,690
YUBA	YUBA COLLEGE	\$245,155

BASIC NEEDS SERVICES – ONE-TIME PAYMENT: PHASE TWO FUNDING

Total Allocation

\$30,000,000

Funding Formula

The allocation funding formula includes a base amount of \$150,000 for every college. The remaining appropriation (\$12,750,000 in total) will be allocated to colleges based on the following:

- 50% of the remaining appropriation will be allocated based on total headcount; and
- 50% of the remaining appropriation will be allocated based on the number of students who received a Pell grant.

2022-23 Spending Guidelines

[Assembly Bill 132](#) (Postsecondary Trailer Bill 2021) includes a one-time \$100,000,000 investment to support the provision of basic needs services to California community college students. These funds are being distributed in three payments and the below allocations reflect the second payment of these funds. Per previously issued guidance colleges were required to submit the Basic Needs Services Plans, in the NOVA system, in order to receive the second payment. The third payment will be contingent on a variety of factors to be determined later in the 2022-23 fiscal year.

These funds are to support students in addressing food insecurity, including meal donation programs, food pantries services, CalFresh application assistance, or other means of directly providing nutrition assistance to students. The funds shall also be used to assist homeless and housing-insecure students in securing stable housing. Additional uses of these funds include conducting needs assessment to identify students at risk experiencing basic needs insecurities, establishing data collection and evaluations infrastructure, promotion of the availability of basic needs services and direct aid to students. These funds should be used in conjunction with funds being made available for the establishment of Basic Needs Centers/Basic Need Center staffing.

Required Reporting

Future allocations may be affected for failure to submit required reports by the due date.

Contact

For questions, please contact Colleen Ganley at cganley@cccco.edu.

Additional Resources

[Basic Needs Center Toolkit](#)

Basic Needs Services – One-Time Payment: Phase Two Funding Allocation Table

District	College Name	Amount
ALLAN HANCOCK	ALLAN HANCOCK COLLEGE	\$246,046
ANTELOPE VALLEY	ANTELOPE VALLEY COLLEGE	\$290,127
BARSTOW	BARSTOW COLLEGE	\$187,667
BUTTE	BUTTE COLLEGE	\$249,143
CABRILLO	CABRILLO COLLEGE	\$234,093
CERRITOS	CERRITOS COLLEGE	\$394,558
CHABOT-LAS POSITAS	CHABOT COLLEGE	\$245,528
CHABOT-LAS POSITAS	LAS POSITAS COLLEGE	\$205,836
CHAFFEY	CHAFFEY COLLEGE	\$354,487
CITRUS	CITRUS COLLEGE	\$267,295
COAST	COASTLINE COMMUNITY COLLEGE	\$225,230
COAST	GOLDEN WEST COLLEGE	\$259,157
COAST	ORANGE COAST COLLEGE	\$298,868
COMPTON	COMPTON COLLEGE	\$198,321
CONTRA COSTA	DIABLO VALLEY COLLEGE	\$284,557
CONTRA COSTA	LOS MEDANOS COLLEGE	\$223,621

District	College Name	Amount
COPPER MOUNTAIN	COPPER MOUNTAIN COLLEGE	\$172,732
DESERT	COLLEGE OF THE DESERT	\$262,418
EL CAMINO	EL CAMINO COLLEGE	\$363,589
FEATHER RIVER	FEATHER RIVER COLLEGE	\$162,075
FOOTHILL-DEANZA	DE ANZA COLLEGE	\$296,643
FOOTHILL-DEANZA	FOOTHILL COLLEGE	\$256,637
GAVILAN	GAVILAN COLLEGE	\$196,815
GLENDALE	GLENDALE COMMUNITY COLLEGE	\$302,191
GROSSMONT-CUYAMACA	CUYAMACA COLLEGE	\$231,702
GROSSMONT-CUYAMACA	GROSSMONT COLLEGE	\$282,965
HARTNELL	HARTNELL COLLEGE	\$228,071
IMPERIAL	IMPERIAL VALLEY COLLEGE	\$255,523
KERN	BAKERSFIELD COLLEGE	\$405,719
KERN	CERRO COSO COMMUNITY COLLEGE	\$188,504
KERN	PORTERVILLE COLLEGE	\$195,909
LAKE TAHOE	LAKE TAHOE COMMUNITY COLLEGE	\$175,536
LASSEN	LASSEN COLLEGE	\$162,588

District	College Name	Amount
LONG BEACH	LONG BEACH CITY COLLEGE	\$421,688
LOS ANGELES	EAST LOS ANGELES COLLEGE	\$441,557
LOS ANGELES	LOS ANGELES CITY COLLEGE	\$311,363
LOS ANGELES	LOS ANGELES HARBOR COLLEGE	\$220,728
LOS ANGELES	LOS ANGELES MISSION COLLEGE	\$235,777
LOS ANGELES	LOS ANGELES PIERCE COLLEGE	\$316,869
LOS ANGELES	LOS ANGELES SOUTHWEST COLLEGE	\$208,972
LOS ANGELES	LOS ANGELES TRADE-TECH COLLEGE	\$267,720
LOS ANGELES	LOS ANGELES VALLEY COLLEGE	\$305,591
LOS ANGELES	WEST LOS ANGELES COLLEGE	\$254,513
LOS RIOS	AMERICAN RIVER COLLEGE	\$401,298
LOS RIOS	COSUMNES RIVER COLLEGE	\$294,004
LOS RIOS	FOLSOM LAKE COLLEGE	\$228,148
LOS RIOS	SACRAMENTO CITY COLLEGE	\$351,942
MARIN	COLLEGE OF MARIN	\$184,615
MENDOCINO-LAKE	MENDOCINO COLLEGE	\$183,953
MERCED	MERCED COLLEGE	\$261,915

District	College Name	Amount
MIRA COSTA	MIRA COSTA COLLEGE	\$278,757
MONTEREY	MONTEREY PENINSULA COLLEGE	\$209,301
MT. SAN ANTONIO	MT. SAN ANTONIO COLLEGE	\$516,075
MT. SAN JACINTO	MT. SAN JACINTO COLLEGE	\$292,949
NAPA VALLEY	NAPA VALLEY COLLEGE	\$188,268
NORTH ORANGE	CYPRESS COLLEGE	\$301,519
NORTH ORANGE	FULLERTON COLLEGE	\$400,429
OHLONE	OHLONE COLLEGE	\$222,200
PALOMAR	PALOMAR COLLEGE	\$312,578
PASADENA	PASADENA CITY COLLEGE	\$409,974
PERALTA	BERKELEY CITY COLLEGE	\$200,630
PERALTA	COLLEGE OF ALAMEDA	\$194,996
PERALTA	LANEY COLLEGE	\$226,482
PERALTA	MERRITT COLLEGE	\$197,169
RANCHO SANTIAGO	SANTA ANA COLLEGE	\$357,560
RANCHO SANTIAGO	SANTIAGO CANYON COLLEGE	\$257,087
REDWOODS	COLLEGE OF THE REDWOODS	\$193,914

District	College Name	Amount
RIO HONDO	RIO HONDO COLLEGE	\$290,449
RIVERSIDE	MORENO VALLEY COLLEGE	\$237,216
RIVERSIDE	NORCO COLLEGE	\$233,161
RIVERSIDE	RIVERSIDE COMMUNITY COLLEGE	\$369,574
SAN BERNARDINO	CRAFTON HILLS COLLEGE	\$192,200
SAN BERNARDINO	SAN BERNARDINO VALLEY COLLEGE	\$265,724
SAN DIEGO	SAN DIEGO CITY COLLEGE	\$328,701
SAN DIEGO	SAN DIEGO MESA COLLEGE	\$300,127
SAN DIEGO	SAN DIEGO MIRAMAR COLLEGE	\$251,503
SAN FRANCISCO	CITY COLLEGE OF SAN FRANCISCO	\$320,463
SAN JOAQUIN DELTA	SAN JOAQUIN DELTA COLLEGE	\$317,740
SAN JOSE-EVERGREEN	EVERGREEN VALLEY COLLEGE	\$235,136
SAN JOSE-EVERGREEN	SAN JOSE CITY COLLEGE	\$217,001
SAN LUIS OBISPO	CUESTA COLLEGE	\$233,790
SAN MATEO	CAÑADA COLLEGE	\$188,389
SAN MATEO	COLLEGE OF SAN MATEO	\$202,979
SAN MATEO	SKYLINE COLLEGE	\$216,777

District	College Name	Amount
SANTA BARBARA	SANTA BARBARA CITY COLLEGE	\$263,278
SANTA CLARITA	COLLEGE OF THE CANYONS	\$313,156
SANTA MONICA	SANTA MONICA COLLEGE	\$382,829
SEQUOIAS	COLLEGE OF THE SEQUOIAS	\$286,080
SHASTA-TEHAMA-TRINITY	SHASTA COLLEGE	\$243,589
SIERRA	SIERRA COLLEGE	\$301,576
SISKIYOU	COLLEGE OF THE SISKIYOU	\$167,892
SOLANO	SOLANO COMMUNITY COLLEGE	\$221,823
SONOMA	SANTA ROSA JUNIOR COLLEGE	\$295,720
SOUTH ORANGE	IRVINE VALLEY COLLEGE	\$255,908
SOUTH ORANGE	SADDLEBACK COLLEGE	\$310,530
SOUTHWESTERN	SOUTHWESTERN COLLEGE	\$336,298
STATE CENTER	CLOVIS COMMUNITY COLLEGE	\$225,263
STATE CENTER	FRESNO CITY COLLEGE	\$383,352
STATE CENTER	MADERA COLLEGE	\$183,567
STATE CENTER	REEDLEY COLLEGE	\$230,037

District	College Name	Amount
VENTURA	MOORPARK COLLEGE	\$259,941
VENTURA	OXNARD COLLEGE	\$230,415
VENTURA	VENTURA COLLEGE	\$257,345
VICTOR VALLEY	VICTOR VALLEY COLLEGE	\$278,153
WEST HILLS	WEST HILLS COLLEGE COALINGA	\$179,681
WEST HILLS	WEST HILLS COLLEGE LEMOORE	\$198,599
WEST KERN	TAFT COLLEGE	\$189,809
WEST VALLEY-MISSION	MISSION COLLEGE	\$204,234
WEST VALLEY-MISSION	WEST VALLEY COLLEGE	\$202,276
YOSEMITE	COLUMBIA COLLEGE	\$168,791
YOSEMITE	MODESTO COLLEGE	\$316,580
YUBA	WOODLAND COMMUNITY COLLEGE	\$182,416
YUBA	YUBA COLLEGE	\$208,607

CALIFORNIA COLLEGE PROMISE (AB 19 & AB 2)

Total Allocation

\$91,207,000

2022-23 Funding Formula

Each college allocation is equal to the 2021-22 college allocation plus a fair share of the remaining funds based on the college's 2020-21 Pell and 2020-21 FTEs.

2022-23 Spending Guidelines

Colleges may use the funds to waive some or all of the tuition fees for full-time students for their first and or second years in the program. Colleges may also use their Promise allocation for other forms of direct or indirect aid to students as long as such usage is aligned with the [California College Promise goals](#). See below for additional guidance.

Contact

For questions, please contact Billy Wagner at mwagner@cccco.edu.

Additional Resources

[California College Promise FAQ](#)

2022-23 California College Promise Allocation Table

District	College	Allocation
ALLAN HANCOCK	ALLAN HANCOCK COLLEGE	\$408,872
ANTELOPE VALLEY	ANTELOPE VALLEY COLLEGE	\$640,029
BARSTOW	BARSTOW COLLEGE	\$94,559
BUTTE	BUTTE COLLEGE	\$948,667
CABRILLO	CABRILLO COLLEGE	\$946,220
CERRITOS	CERRITOS COLLEGE	\$1,198,818
CHABOT-LAS POSITAS	CHABOT COLLEGE	\$983,291
CHABOT-LAS POSITAS	LAS POSITAS COLLEGE	\$1,447,619
CHAFFEY	CHAFFEY COLLEGE	\$1,339,585
CITRUS	CITRUS COLLEGE	\$993,309
COAST	COASTLINE COMMUNITY COLLEGE	\$172,589
COAST	GOLDEN WEST COLLEGE	\$960,440
COAST	ORANGE COAST COLLEGE	\$2,057,615
COMPTON	COMPTON COLLEGE	\$144,994
CONTRA COSTA	CONTRA COSTA COLLEGE	\$205,416
CONTRA COSTA	DIABLO VALLEY COLLEGE	\$1,755,366

District	College	Allocation
CONTRA COSTA	LOS MEDANOS COLLEGE	\$765,669
COPPER MOUNTAIN	COPPER MOUNTAIN COLLEGE	\$62,160
DESERT	COLLEGE OF THE DESERT	\$590,789
EL CAMINO	EL CAMINO COLLEGE	\$2,093,429
FEATHER RIVER	FEATHER RIVER COLLEGE	\$100,880
FOOTHILL-DEANZA	DE ANZA COLLEGE	\$2,583,718
FOOTHILL-DEANZA	FOOTHILL COLLEGE	\$1,232,659
GAVILAN	GAVILAN COLLEGE	\$492,132
GLENDALE	GLENDALE COMMUNITY COLLEGE	\$891,994
GROSSMONT-CUYAMACA	CUYAMACA COLLEGE	\$350,055
GROSSMONT-CUYAMACA	GROSSMONT COLLEGE	\$1,200,357
HARTNELL	HARTNELL COLLEGE	\$368,720
KERN	BAKERSFIELD COLLEGE	\$1,020,506
KERN	CERRO COSO COMMUNITY COLLEGE	\$160,957
KERN	PORTERVILLE COLLEGE	\$178,147
LAKE TAHOE	LAKE TAHOE COMMUNITY COLLEGE	\$77,665
LASSEN	LASSEN COLLEGE	\$73,015

District	College	Allocation
LONG BEACH	LONG BEACH CITY COLLEGE	\$1,570,877
LOS ANGELES	EAST LOS ANGELES COLLEGE	\$1,075,999
LOS ANGELES	LOS ANGELES CITY COLLEGE	\$395,261
LOS ANGELES	LOS ANGELES HARBOR COLLEGE	\$500,358
LOS ANGELES	LOS ANGELES MISSION COLLEGE	\$301,290
LOS ANGELES	LOS ANGELES PIERCE COLLEGE	\$1,149,501
LOS ANGELES	LOS ANGELES TRADE-TECH COLLEGE	\$289,703
LOS ANGELES	LOS ANGELES VALLEY COLLEGE	\$595,931
LOS ANGELES	LOS ANGELES SOUTHWEST COLLEGE	\$115,228
LOS ANGELES	WEST LOS ANGELES COLLEGE	\$441,643
LOS RIOS	AMERICAN RIVER COLLEGE	\$903,336
LOS RIOS	COSUMNES RIVER COLLEGE	\$623,709
LOS RIOS	FOLSOM LAKE COLLEGE	\$774,972
LOS RIOS	SACRAMENTO CITY COLLEGE	\$707,837
MARIN	COLLEGE OF MARIN	\$421,713
MENDOCINO-LAKE	MENDOCINO COLLEGE	\$83,710
MERCED	MERCED COLLEGE	\$638,194

District	College	Allocation
MIRA COSTA	MIRA COSTA COLLEGE	\$1,574,274
MONTEREY	MONTEREY PENINSULA COLLEGE	\$594,487
MT. SAN ANTONIO	MT. SAN ANTONIO COLLEGE	\$1,742,020
MT. SAN JACINTO	MT. SAN JACINTO COLLEGE	\$1,122,553
NAPA VALLEY	NAPA VALLEY COLLEGE	\$449,703
NORTH ORANGE	CYPRESS COLLEGE	\$894,408
NORTH ORANGE	FULLERTON COLLEGE	\$1,533,294
OHLONE	OHLONE COLLEGE	\$967,458
PALOMAR	PALOMAR COLLEGE	\$2,201,889
PASADENA	PASADENA CITY COLLEGE	\$1,936,042
PERALTA	COLLEGE OF ALAMEDA	\$188,708
PERALTA	BERKELEY CITY COLLEGE	\$308,063
PERALTA	LANEY COLLEGE	\$276,814
PERALTA	MERRITT COLLEGE	\$216,010
RANCHO SANTIAGO	SANTA ANA COLLEGE	\$682,146
RANCHO SANTIAGO	SANTIAGO CANYON COLLEGE	\$1,149,211
REDWOODS	COLLEGE OF THE REDWOODS	\$228,071

District	College	Allocation
RIO HONDO	RIO HONDO COLLEGE	\$509,343
RIVERSIDE	MORENO VALLEY COLLEGE	\$361,564
RIVERSIDE	NORCO COLLEGE	\$573,115
RIVERSIDE	RIVERSIDE COMMUNITY COLLEGE	\$1,172,562
SAN BERNARDINO	CRAFTON HILLS COLLEGE	\$681,560
SAN BERNARDINO	SAN BERNARDINO VALLEY COLLEGE	\$773,838
SAN DIEGO	SAN DIEGO CITY COLLEGE	\$451,096
SAN DIEGO	SAN DIEGO MESA COLLEGE	\$1,416,077
SAN DIEGO	SAN DIEGO MIRAMAR COLLEGE	\$1,030,447
SAN FRANCISCO	CITY COLLEGE OF SAN FRANCISCO	\$1,630,934
SAN JOAQUIN DELTA	SAN JOAQUIN DELTA COLLEGE	\$1,086,454
SAN JOSE-EVERGREEN	EVERGREEN VALLEY COLLEGE	\$599,939
SAN JOSE-EVERGREEN	SAN JOSE CITY COLLEGE	\$410,079
SAN LUIS OBISPO	CUESTA COLLEGE	\$671,215
SAN MATEO	CAÑADA COLLEGE	\$258,213
SAN MATEO	COLLEGE OF SAN MATEO	\$798,549
SAN MATEO	SKYLINE COLLEGE	\$613,484

District	College	Allocation
SANTA BARBARA	SANTA BARBARA CITY COLLEGE	\$1,466,725
SANTA CLARITA	COLLEGE OF THE CANYONS	\$1,686,644
SANTA MONICA	SANTA MONICA COLLEGE	\$1,972,507
SEQUOIAS	COLLEGE OF THE SEQUOIAS	\$843,260
SHASTA-TEHAMA-TRINITY	SHASTA COLLEGE	\$173,579
SIERRA	SIERRA COLLEGE	\$1,691,669
SISKIYOU	COLLEGE OF THE SISKIYOU	\$147,928
SOLANO	SOLANO COMMUNITY COLLEGE	\$905,277
SONOMA	SANTA ROSA JUNIOR COLLEGE	\$1,307,833
SOUTH ORANGE	IRVINE VALLEY COLLEGE	\$1,834,253
SOUTH ORANGE	SADDLEBACK COLLEGE	\$2,454,374
SOUTHWESTERN	SOUTHWESTERN COLLEGE	\$1,097,698
STATE CENTER	CLOVIS COMMUNITY COLLEGE	\$631,333
STATE CENTER	FRESNO CITY COLLEGE	\$866,309
STATE CENTER	MADERA COLLEGE	\$116,412
STATE CENTER	REEDLEY COLLEGE	\$294,658

District	College	Allocation
VENTURA	MOORPARK COLLEGE	\$2,364,547
VENTURA	OXNARD COLLEGE	\$201,387
VENTURA	VENTURA COLLEGE	\$656,188
VICTOR VALLEY	VICTOR VALLEY COLLEGE	\$443,691
WEST HILLS	WEST HILLS COLLEGE COALINGA	\$56,349
WEST HILLS	WEST HILLS COLLEGE LEMOORE	\$213,144
WEST KERN	TAFT COLLEGE	\$175,591
WEST VALLEY-MISSION	MISSION COLLEGE	\$452,183
WEST VALLEY-MISSION	WEST VALLEY COLLEGE	\$1,221,278
YOSEMITE	COLUMBIA COLLEGE	\$161,803
YOSEMITE	MODESTO COLLEGE	\$1,150,731
YUBA	WOODLAND COMMUNITY COLLEGE	\$125,234
YUBA	YUBA COLLEGE	\$261,291

CALWORKS

Total Proposition 98 Allocation

\$50,871,000

Total TANF Allocation

\$8,000,000

2022-23 Funding Formula

- Each program is allocated a \$125,000 base amount for Proposition 98 (Program, Child Care, Work Study) and TANF funds.
- After applying the base, the remaining funds are distributed to each program using prior-prior year CCCC MIS CalWORKs enrollment data.
- Programs are guaranteed at 95% of the prior year allocation.

2022-23 Spending Guidelines

CalWORKs funds are for the purpose of assisting welfare recipient students and those in transition off of welfare to achieve long-term self-sufficiency through coordinated student services offered at community colleges. Annual allocations of funds under the CalWORKs program must be utilized for program implementation as prescribed in California Education Code, section 79200 through section 79209. CalWORKs Prop 98 (Program, Work Study, and Child Care) funds may not be used for direct aid to students, including grants, gift cards, gas cards, etc. Direct aid to students may only be provided with TANF funds.

Required Reporting

- Annual final expenditure reporting is required through Student Services Automated Reporting for Community Colleges (SSARCC) by October 2, 2023.
- Annual program plan is due by December 1, 2022.
- Future allocations may be affected for failure to submit required reports by the due date.

Contact

For questions, please contact Nicole Alexander at nalexander@ccccco.edu.

2022-23 CalWORKs Allocation Table

District	College	Program Funds	Child Care Funds	Work Study Funds	Total Prop 98 Funds	TANF Funds	Sum of Total Prop 98 and TANF
ALLAN HANCOCK	ALLAN HANCOCK COLLEGE	\$281,129	\$84,725	\$43,120	\$408,974	\$64,998	\$473,972
ANTELOPE VALLEY	ANTELOPE VALLEY COLLEGE	\$686,624	\$159,023	\$121,307	\$966,954	\$139,791	\$1,106,745
BARSTOW	BARSTOW COLLEGE	\$160,388	\$62,602	\$19,839	\$242,829	\$42,728	\$285,557
BUTTE	BUTTE COLLEGE	\$226,365	\$71,420	\$32,560	\$330,345	\$54,897	\$385,242
CABRILLO	CABRILLO COLLEGE	\$236,180	\$76,489	\$34,453	\$347,122	\$56,707	\$403,829
CERRITOS	CERRITOS COLLEGE	\$441,145	\$114,044	\$73,974	\$629,163	\$94,513	\$723,676
CHABOT-LAS POSITAS	CHABOT COLLEGE	\$220,292	\$73,578	\$31,389	\$325,259	\$53,777	\$379,036
CHABOT-LAS POSITAS	LAS POSITAS COLLEGE	\$103,758	\$52,226	\$8,919	\$164,903	\$32,282	\$197,185
CHAFFEY	CHAFFEY COLLEGE	\$475,516	\$120,342	\$80,601	\$676,459	\$100,853	\$777,312
CITRUS	CITRUS COLLEGE	\$228,816	\$75,140	\$33,033	\$336,989	\$55,349	\$392,338
COAST	COASTLINE COMMUNITY COLLEGE	\$118,243	\$54,880	\$11,712	\$184,835	\$34,954	\$219,789
COAST	GOLDEN WEST COLLEGE	\$160,315	\$62,589	\$19,825	\$242,729	\$42,714	\$285,443
COAST	ORANGE COAST COLLEGE	\$322,718	\$92,345	\$51,139	\$466,202	\$72,669	\$538,871

District	College	Program Funds	Child Care Funds	Work Study Funds	Total Prop 98 Funds	TANF Funds	Sum of Total Prop 98 and TANF
COMPTON	COMPTON COLLEGE	\$303,147	\$88,759	\$47,365	\$439,271	\$69,059	\$508,330
CONTRA COSTA	CONTRA COSTA COLLEGE	\$128,030	\$56,673	\$13,599	\$198,302	\$36,759	\$235,061
CONTRA COSTA	DIABLO VALLEY COLLEGE	\$206,836	\$71,113	\$28,795	\$306,744	\$51,295	\$358,039
CONTRA COSTA	LOS MEDANOS COLLEGE	\$165,740	\$63,583	\$20,871	\$250,194	\$43,715	\$293,909
COPPER MOUNTAIN	COPPER MOUNTAIN COLLEGE	\$144,249	\$59,645	\$16,727	\$220,621	\$39,751	\$260,372
DESERT	COLLEGE OF THE DESERT	\$301,928	\$88,536	\$47,130	\$437,594	\$68,835	\$506,429
EL CAMINO	EL CAMINO COLLEGE	\$430,205	\$112,040	\$71,865	\$614,110	\$92,495	\$706,605
FEATHER RIVER	FEATHER RIVER COLLEGE	\$78,476	\$47,593	\$4,045	\$130,114	\$27,619	\$157,733
FOOTHILL-DEANZA	DE ANZA COLLEGE	\$136,042	\$58,141	\$15,144	\$209,327	\$38,237	\$247,564
FOOTHILL-DEANZA	FOOTHILL COLLEGE	\$89,069	\$49,534	\$6,087	\$144,690	\$29,573	\$174,263
GAVILAN	GAVILAN COLLEGE	\$220,791	\$73,670	\$31,486	\$325,947	\$53,869	\$379,816
GLENDALE	GLENDALE COMMUNITY COLLEGE	\$1,354,375	\$281,374	\$250,062	\$1,885,811	\$262,958	\$2,148,769
GROSSMONT-CUYAMACA	CUYAMACA COLLEGE	\$675,012	\$156,896	\$119,068	\$950,976	\$137,650	\$1,088,626

District	College	Program Funds	Child Care Funds	Work Study Funds	Total Prop 98 Funds	TANF Funds	Sum of Total Prop 98 and TANF
GROSSMONT-CUYAMACA	GROSSMONT COLLEGE	\$804,770	\$180,671	\$144,088	\$1,129,529	\$161,583	\$1,291,112
HARTNELL	HARTNELL COLLEGE	\$153,908	\$61,415	\$18,589	\$233,912	\$41,532	\$275,444
IMPERIAL	IMPERIAL VALLEY COLLEGE	\$476,926	\$120,601	\$80,873	\$678,400	\$101,113	\$779,513
KERN	BAKERSFIELD COLLEGE	\$257,127	\$80,327	\$38,492	\$375,946	\$60,571	\$436,517
KERN	CERRO COSO COMMUNITY COLLEGE	\$87,190	\$49,190	\$5,725	\$142,105	\$29,226	\$171,331
KERN	PORTERVILLE COLLEGE	\$276,042	\$83,793	\$42,139	\$401,974	\$64,060	\$466,034
LAKE TAHOE	LAKE TAHOE COMMUNITY COLLEGE	\$78,018	\$47,509	\$3,956	\$129,483	\$27,534	\$157,017
LASSEN	LASSEN COLLEGE	\$95,438	\$50,701	\$7,315	\$153,454	\$30,748	\$184,202
LONG BEACH	LONG BEACH CITY COLLEGE	\$564,494	\$136,645	\$97,758	\$798,897	\$117,265	\$916,162
LOS ANGELES	EAST LOS ANGELES COLLEGE	\$653,803	\$153,009	\$114,979	\$921,791	\$133,738	\$1,055,529
LOS ANGELES	LOS ANGELES CITY COLLEGE	\$542,653	\$132,644	\$93,547	\$768,844	\$113,236	\$882,080
LOS ANGELES	LOS ANGELES HARBOR COLLEGE	\$368,374	\$100,711	\$59,942	\$529,027	\$81,090	\$610,117

District	College	Program Funds	Child Care Funds	Work Study Funds	Total Prop 98 Funds	TANF Funds	Sum of Total Prop 98 and TANF
LOS ANGELES	LOS ANGELES MISSION COLLEGE	\$338,263	\$95,194	\$54,136	\$487,593	\$75,536	\$563,129
LOS ANGELES	LOS ANGELES PIERCE COLLEGE	\$300,465	\$88,268	\$46,848	\$435,581	\$68,565	\$504,146
LOS ANGELES	LOS ANGELES SOUTHWEST COLLEGE	\$536,663	\$131,546	\$92,392	\$760,601	\$112,131	\$872,732
LOS ANGELES	LOS ANGELES TRADE-TECH COLLEGE	\$770,456	\$174,384	\$137,471	\$1,082,311	\$155,254	\$1,237,565
LOS ANGELES	LOS ANGELES VALLEY COLLEGE	\$761,599	\$172,761	\$135,764	\$1,070,124	\$153,620	\$1,223,744
LOS ANGELES	WEST LOS ANGELES COLLEGE	\$333,557	\$94,331	\$53,229	\$481,117	\$74,669	\$555,786
LOS RIOS	AMERICAN RIVER COLLEGE	\$1,128,713	\$240,026	\$206,550	\$1,575,289	\$221,334	\$1,796,623
LOS RIOS	COSUMNES RIVER COLLEGE	\$271,450	\$82,952	\$41,254	\$395,656	\$63,213	\$458,869
LOS RIOS	FOLSOM LAKE COLLEGE	\$247,686	\$78,597	\$36,671	\$362,954	\$58,830	\$421,784
LOS RIOS	SACRAMENTO CITY COLLEGE	\$370,415	\$101,085	\$60,336	\$531,836	\$81,467	\$613,303
MARIN	COLLEGE OF MARIN	\$107,778	\$52,962	\$9,695	\$170,435	\$33,024	\$203,459
MENDOCINO-LAKE	MENDOCINO COLLEGE	\$139,906	\$58,849	\$15,889	\$214,644	\$38,950	\$253,594

District	College	Program Funds	Child Care Funds	Work Study Funds	Total Prop 98 Funds	TANF Funds	Sum of Total Prop 98 and TANF
MERCED	MERCED COLLEGE	\$304,545	\$89,016	\$47,635	\$441,196	\$69,317	\$510,513
MIRA COSTA	MIRA COSTA COLLEGE	\$219,935	\$73,513	\$31,321	\$324,769	\$53,711	\$378,480
MONTEREY	MONTEREY PENINSULA COLLEGE	\$119,131	\$55,043	\$11,884	\$186,058	\$35,118	\$221,176
MT. SAN ANTONIO	MT. SAN ANTONIO COLLEGE	\$552,038	\$134,363	\$95,356	\$781,757	\$114,967	\$896,724
MT. SAN JACINTO	MT. SAN JACINTO COLLEGE	\$525,624	\$129,523	\$90,263	\$745,410	\$110,095	\$855,505
NAPA VALLEY	NAPA VALLEY COLLEGE	\$94,457	\$50,521	\$7,126	\$152,104	\$30,567	\$182,671
NORTH ORANGE	CYPRESS COLLEGE	\$304,256	\$88,963	\$47,579	\$440,798	\$69,264	\$510,062
NORTH ORANGE	FULLERTON COLLEGE	\$439,521	\$113,747	\$73,661	\$626,929	\$94,214	\$721,143
OHLONE	OHLONE COLLEGE	\$80,117	\$47,894	\$4,361	\$132,372	\$27,922	\$160,294
PALO VERDE	PALO VERDE COLLEGE	\$94,891	\$50,601	\$7,210	\$152,702	\$30,647	\$183,349
PALOMAR	PALOMAR COLLEGE	\$224,489	\$74,347	\$32,199	\$331,035	\$54,551	\$385,586
PASADENA	PASADENA CITY COLLEGE	\$294,773	\$87,225	\$45,751	\$427,749	\$67,515	\$495,264
PERALTA	BERKELEY CITY COLLEGE	\$91,321	\$49,947	\$6,521	\$147,789	\$29,988	\$177,777

District	College	Program Funds	Child Care Funds	Work Study Funds	Total Prop 98 Funds	TANF Funds	Sum of Total Prop 98 and TANF
PERALTA	COLLEGE OF ALAMEDA	\$106,125	\$52,660	\$9,376	\$168,161	\$32,719	\$200,880
PERALTA	LANEY COLLEGE	\$178,059	\$65,840	\$23,246	\$267,145	\$45,987	\$313,132
PERALTA	MERRITT COLLEGE	\$163,615	\$63,193	\$20,461	\$247,269	\$43,323	\$290,592
RANCHO SANTIAGO	SANTA ANA COLLEGE	\$477,274	\$120,664	\$80,940	\$678,878	\$101,177	\$780,055
RANCHO SANTIAGO	SANTIAGO CANYON COLLEGE	\$132,509	\$57,494	\$14,463	\$204,466	\$37,585	\$242,051
REDWOODS	COLLEGE OF THE REDWOODS	\$204,887	\$70,755	\$28,419	\$304,061	\$50,935	\$354,996
RIO HONDO	RIO HONDO COLLEGE	\$365,469	\$100,178	\$59,382	\$525,029	\$80,555	\$605,584
RIVERSIDE	MORENO VALLEY COLLEGE	\$329,184	\$93,530	\$52,386	\$475,100	\$73,862	\$548,962
RIVERSIDE	NORCO COLLEGE	\$181,557	\$66,481	\$23,921	\$271,959	\$46,632	\$318,591
RIVERSIDE	RIVERSIDE COMMUNITY COLLEGE	\$447,695	\$115,245	\$75,237	\$638,177	\$95,721	\$733,898
SAN BERNARDINO	CRAFTON HILLS COLLEGE	\$125,166	\$56,148	\$13,047	\$194,361	\$36,231	\$230,592
SAN BERNARDINO	SAN BERNARDINO VALLEY COLLEGE	\$481,800	\$121,494	\$81,813	\$685,107	\$102,012	\$787,119

District	College	Program Funds	Child Care Funds	Work Study Funds	Total Prop 98 Funds	TANF Funds	Sum of Total Prop 98 and TANF
SAN DIEGO	SAN DIEGO CITY COLLEGE	\$346,940	\$96,783	\$55,809	\$499,532	\$77,137	\$576,669
SAN DIEGO	SAN DIEGO CONTINUING EDUCATION	\$1,288,696	\$269,340	\$237,398	\$1,795,434	\$250,843	\$2,046,277
SAN DIEGO	SAN DIEGO MESA COLLEGE	\$153,011	\$61,250	\$18,416	\$232,677	\$41,367	\$274,044
SAN DIEGO	SAN DIEGO MIRAMAR COLLEGE	\$163,588	\$63,188	\$20,456	\$247,232	\$43,318	\$290,550
SAN FRANCISCO	CITY COLLEGE OF SAN FRANCISCO	\$259,844	\$80,825	\$39,016	\$379,685	\$61,072	\$440,757
SAN JOAQUIN DELTA	SAN JOAQUIN DELTA COLLEGE	\$398,021	\$106,143	\$65,659	\$569,823	\$86,559	\$656,382
SAN JOSE- EVERGREEN	EVERGREEN VALLEY COLLEGE	\$159,351	\$62,412	\$19,639	\$241,402	\$42,536	\$283,938
SAN JOSE- EVERGREEN	SAN JOSE CITY COLLEGE	\$166,642	\$63,748	\$21,045	\$251,435	\$43,881	\$295,316
SAN LUIS OBISPO	CUESTA COLLEGE	\$234,978	\$76,269	\$34,221	\$345,468	\$56,486	\$401,954
SAN MATEO	CAÑADA COLLEGE	\$117,123	\$54,675	\$11,496	\$183,294	\$34,747	\$218,041
SAN MATEO	COLLEGE OF SAN MATEO	\$68,735	\$45,808	\$2,166	\$116,709	\$25,822	\$142,531
SAN MATEO	SKYLINE COLLEGE	\$80,244	\$47,917	\$4,386	\$132,547	\$27,945	\$160,492

District	College	Program Funds	Child Care Funds	Work Study Funds	Total Prop 98 Funds	TANF Funds	Sum of Total Prop 98 and TANF
SANTA BARBARA	SANTA BARBARA CITY COLLEGE	\$118,645	\$54,953	\$11,790	\$185,388	\$35,028	\$220,416
SANTA CLARITA	COLLEGE OF THE CANYONS	\$237,516	\$76,734	\$34,710	\$348,960	\$56,954	\$405,914
SANTA MONICA	SANTA MONICA COLLEGE	\$265,093	\$81,787	\$40,028	\$386,908	\$62,040	\$448,948
SEQUOIAS	COLLEGE OF THE SEQUOIAS	\$383,568	\$103,495	\$62,872	\$549,935	\$83,893	\$633,828
SHASTA-TEHAMA-TRINITY	SHASTA COLLEGE	\$364,439	\$99,990	\$59,184	\$523,613	\$80,365	\$603,978
SIERRA	SIERRA COLLEGE	\$268,535	\$82,417	\$40,691	\$391,643	\$62,675	\$454,318
SISKIYOU	COLLEGE OF THE SISKIYOU	\$89,922	\$49,691	\$6,252	\$145,865	\$29,730	\$175,595
SOLANO	SOLANO COMMUNITY COLLEGE	\$178,505	\$65,921	\$23,332	\$267,758	\$46,069	\$313,827
SONOMA	SANTA ROSA JUNIOR COLLEGE	\$319,153	\$91,692	\$50,452	\$461,297	\$72,012	\$533,309
SOUTH ORANGE	IRVINE VALLEY COLLEGE	\$167,871	\$63,973	\$21,282	\$253,126	\$44,108	\$297,234
SOUTH ORANGE	SADDLEBACK COLLEGE	\$219,609	\$73,453	\$31,258	\$324,320	\$53,651	\$377,971
SOUTHWESTERN	SOUTHWESTERN COLLEGE	\$411,748	\$108,658	\$68,306	\$588,712	\$89,091	\$677,803

District	College	Program Funds	Child Care Funds	Work Study Funds	Total Prop 98 Funds	TANF Funds	Sum of Total Prop 98 and TANF
STATE CENTER	CLOVIS COMMUNITY COLLEGE	\$203,675	\$70,533	\$28,185	\$302,393	\$50,712	\$353,105
STATE CENTER	FRESNO CITY COLLEGE	\$1,084,280	\$231,885	\$197,983	\$1,514,148	\$213,139	\$1,727,287
STATE CENTER	MADERA COLLEGE	\$155,483	\$61,703	\$18,893	\$236,079	\$41,823	\$277,902
STATE CENTER	REEDLEY COLLEGE	\$303,366	\$88,799	\$47,408	\$439,573	\$69,100	\$508,673
VENTURA	MOORPARK COLLEGE	\$155,073	\$61,628	\$18,814	\$235,515	\$41,747	\$277,262
VENTURA	OXNARD COLLEGE	\$229,269	\$75,223	\$33,120	\$337,612	\$55,433	\$393,045
VENTURA	VENTURA COLLEGE	\$231,523	\$75,636	\$33,555	\$340,714	\$55,848	\$396,562
VICTOR VALLEY	VICTOR VALLEY COLLEGE	\$474,286	\$120,117	\$80,364	\$674,767	\$100,626	\$775,393
WEST HILLS	WEST HILLS COLLEGE COALINGA	\$117,899	\$54,817	\$11,646	\$184,362	\$34,891	\$219,253
WEST HILLS	WEST HILLS COLLEGE LEMOORE	\$217,856	\$73,132	\$30,920	\$321,908	\$53,328	\$375,236
WEST KERN	TAFT COLLEGE	\$90,130	\$49,729	\$6,292	\$146,151	\$29,769	\$175,920
WEST VALLEY-MISSION	MISSION COLLEGE	\$132,329	\$57,461	\$14,429	\$204,219	\$37,552	\$241,771
WEST VALLEY-MISSION	WEST VALLEY COLLEGE	\$94,564	\$50,541	\$7,147	\$152,252	\$30,587	\$182,839
YOSEMITE	COLUMBIA COLLEGE	\$101,000	\$51,720	\$8,388	\$161,108	\$31,774	\$192,882

District	College	Program Funds	Child Care Funds	Work Study Funds	Total Prop 98 Funds	TANF Funds	Sum of Total Prop 98 and TANF
YOSEMITE	MODESTO COLLEGE	\$563,728	\$136,505	\$97,610	\$797,843	\$117,123	\$914,966
YUBA	WOODLAND COMMUNITY COLLEGE	\$136,052	\$58,143	\$15,146	\$209,341	\$38,239	\$247,580
YUBA	YUBA COLLEGE	\$254,189	\$79,790	\$37,925	\$371,904	\$60,029	\$431,933

CAMPUS CHILDCARE TAX BAILOUT

Total Allocation

\$3,950,000

2022-23 Funding Formula

No changes. Funds are allocated to certain districts based on their property tax assessments for childcare prior to the passage of Proposition 13; increased by any cost-of-living increases granted in subsequent fiscal years. This year allocations include a COLA increase.

2022-23 Spending Guidelines

Funds are for the purpose of community college childcare and development programs.

Contact

For questions, please contact Rina Rojas at rrojas@cccco.edu.

2022-23 Campus Childcare Tax Bailout Allocation Table

District	Allocation
CABRILLO COMMUNITY COLLEGE DISTRICT	\$76,086
CHAFFEY COMMUNITY COLLEGE DISTRICT	\$171,813
FOOTHILL-DEANZA COMMUNITY COLLEGE DISTRICT	\$499,413
HARTNELL COMMUNITY COLLEGE DISTRICT	\$43,768
LONG BEACH COMMUNITY COLLEGE DISTRICT	\$63,449
LOS ANGELES COMMUNITY COLLEGE DISTRICT	\$1,296,301
LOS RIOS COMMUNITY COLLEGE DISTRICT	\$222,703
MARIN COMMUNITY COLLEGE DISTRICT	\$93,431
MT. SAN ANTONIO COMMUNITY COLLEGE DISTRICT	\$109,582
MT. SAN JACINTO COMMUNITY COLLEGE DISTRICT	\$15,083
NAPA VALLEY COMMUNITY COLLEGE DISTRICT	\$81,557
PALOMAR COMMUNITY COLLEGE DISTRICT	\$112,121
PERALTA COMMUNITY COLLEGE DISTRICT	\$455,929
RANCHO SANTIAGO COMMUNITY COLLEGE DISTRICT	\$284,591
REDWOODS COMMUNITY COLLEGE DISTRICT	\$19,997
RIO HONDO COMMUNITY COLLEGE DISTRICT	\$14,344

District	Allocation
RIVERSIDE COMMUNITY COLLEGE DISTRICT	\$86,641
SAN FRANCISCO COMMUNITY COLLEGE DISTRICT	\$95,016
SANTA BARBARA COMMUNITY COLLEGE DISTRICT	\$34,823
VENTURA COUNTY COMMUNITY COLLEGE DISTRICT	\$112,657
WEST VALLEY-MISSION COMMUNITY COLLEGE DISTRICT	\$60,694

COOPERATIVE AGENCIES RESOURCE FOR EDUCATION (CARE)

Total Allocation

\$30,935,000

2022-23 Funding Formula

Funds were allocated based on the allocation formula approved by Consultation Council in 2017.

- Each college receives a \$30,000 base.
- Remaining funds (minus COLA) allocated based on the unduplicated number of students served two years prior.
- Colleges are protected at 90% of their prior year allocation.
- 6.56% COLA distributed last.

2022-23 Spending Guidelines

These funds are appropriated to provide services and resources to EOPS students who meet additional eligibility criteria: at least 18 years of age, single head-of-household, receiving CalWORKs or TANF cash aid for themselves or their dependent child(ren). For additional information on allowable and unallowable expenditures, please reference the CARE Implementing Guidelines.

Required Reporting

Future allocations may be affected for failure to submit required reports by the due date.

Contact

For questions, please contact Mia Keeley at mkeeley@cccco.edu.

2022-23 Cooperative Agencies Resources for Education (CARE) Allocation Table

District	College	Allocation
ALLAN HANCOCK	ALLAN HANCOCK COLLEGE	\$501,336
ANTELOPE VALLEY	ANTELOPE VALLEY COLLEGE	\$531,177
BARSTOW	BARSTOW COLLEGE	\$360,966
BUTTE	BUTTE COLLEGE	\$303,980
CABRILLO	CABRILLO COLLEGE	\$278,507
CERRITOS	CERRITOS COLLEGE	\$311,782
CHABOT-LAS POSITAS	CHABOT COLLEGE	\$143,363
CHABOT-LAS POSITAS	LAS POSITAS COLLEGE	\$117,767
CHAFFEY	CHAFFEY COLLEGE	\$301,888
CITRUS	CITRUS COLLEGE	\$264,155
COAST	COASTLINE COMMUNITY COLLEGE	\$86,706
COAST	GOLDEN WEST COLLEGE	\$153,773
COAST	ORANGE COAST COLLEGE	\$273,740
COMPTON	COMPTON COLLEGE	\$537,346
CONTRA COSTA	CONTRA COSTA COLLEGE	\$252,678
CONTRA COSTA	DIABLO VALLEY COLLEGE	\$264,766

District	College	Allocation
CONTRA COSTA	LOS MEDANOS COLLEGE	\$167,318
COPPER MOUNTAIN	COPPER MOUNTAIN COLLEGE	\$220,956
DESERT	COLLEGE OF THE DESERT	\$342,053
EL CAMINO	EL CAMINO COLLEGE	\$692,461
FEATHER RIVER	FEATHER RIVER COLLEGE	\$54,901
FOOTHILL-DEANZA	DE ANZA COLLEGE	\$100,078
FOOTHILL-DEANZA	FOOTHILL COLLEGE	\$97,348
GAVILAN	GAVILAN COLLEGE	\$246,702
GLENDALE	GLENDALE COMMUNITY COLLEGE	\$179,098
GROSSMONT-CUYAMACA	CUYAMACA COLLEGE	\$175,388
GROSSMONT-CUYAMACA	GROSSMONT COLLEGE	\$516,876
HARTNELL	HARTNELL COLLEGE	\$296,814
IMPERIAL	IMPERIAL VALLEY COLLEGE	\$720,473
KERN	BAKERSFIELD COLLEGE	\$382,119
KERN	CERRO COSO COMMUNITY COLLEGE	\$225,784
KERN	PORTERVILLE COLLEGE	\$354,784
LAKE TAHOE	LAKE TAHOE COMMUNITY COLLEGE	\$92,295

District	College	Allocation
LASSEN	LASSEN COLLEGE	\$111,441
LONG BEACH	LONG BEACH CITY COLLEGE	\$581,093
LOS ANGELES	EAST LOS ANGELES COLLEGE	\$511,417
LOS ANGELES	LOS ANGELES CITY COLLEGE	\$421,528
LOS ANGELES	LOS ANGELES HARBOR COLLEGE	\$346,768
LOS ANGELES	LOS ANGELES MISSION COLLEGE	\$221,298
LOS ANGELES	LOS ANGELES PIERCE COLLEGE	\$142,328
LOS ANGELES	LOS ANGELES SOUTHWEST COLLEGE	\$144,054
LOS ANGELES	LOS ANGELES TRADE-TECH COLLEGE	\$793,384
LOS ANGELES	LOS ANGELES VALLEY COLLEGE	\$263,876
LOS ANGELES	WEST LOS ANGELES COLLEGE	\$230,834
LOS RIOS	AMERICAN RIVER COLLEGE	\$393,530
LOS RIOS	COSUMNES RIVER COLLEGE	\$241,865
LOS RIOS	FOLSOM LAKE COLLEGE	\$190,683
LOS RIOS	SACRAMENTO CITY COLLEGE	\$447,717
MARIN	COLLEGE OF MARIN	\$172,264
MENDOCINO-LAKE	MENDOCINO COLLEGE	\$155,046

District	College	Allocation
MERCED	MERCED COLLEGE	\$631,292
MIRA COSTA	MIRA COSTA COLLEGE	\$254,898
MONTEREY	MONTEREY PENINSULA COLLEGE	\$338,362
MT. SAN ANTONIO	MT. SAN ANTONIO COLLEGE	\$458,606
MT. SAN JACINTO	MT. SAN JACINTO COLLEGE	\$388,849
NAPA VALLEY	NAPA VALLEY COLLEGE	\$121,183
NORTH ORANGE	CYPRESS COLLEGE	\$323,982
NORTH ORANGE	FULLERTON COLLEGE	\$430,754
OHLONE	OHLONE COLLEGE	\$116,417
PALO VERDE	PALO VERDE COLLEGE	\$127,562
PALOMAR	PALOMAR COLLEGE	\$272,422
PASADENA	PASADENA CITY COLLEGE	\$259,185
PERALTA	BERKELEY CITY COLLEGE	\$91,291
PERALTA	COLLEGE OF ALAMEDA	\$136,794
PERALTA	LANEY COLLEGE	\$294,706
PERALTA	MERRITT COLLEGE	\$160,090
RANCHO SANTIAGO	SANTA ANA COLLEGE	\$240,094

District	College	Allocation
RANCHO SANTIAGO	SANTIAGO CANYON COLLEGE	\$92,295
REDWOODS	COLLEGE OF THE REDWOODS	\$328,918
RIO HONDO	RIO HONDO COLLEGE	\$537,392
RIVERSIDE	MORENO VALLEY COLLEGE	\$194,467
RIVERSIDE	NORCO COLLEGE	\$99,860
RIVERSIDE	RIVERSIDE COMMUNITY COLLEGE	\$352,092
SAN BERNARDINO	CRAFTON HILLS COLLEGE	\$211,763
SAN BERNARDINO	SAN BERNARDINO VALLEY COLLEGE	\$267,127
SAN DIEGO	SAN DIEGO CITY COLLEGE	\$305,673
SAN DIEGO	SAN DIEGO MESA COLLEGE	\$145,020
SAN DIEGO	SAN DIEGO MIRAMAR COLLEGE	\$138,040
SAN FRANCISCO	CITY COLLEGE OF SAN FRANCISCO	\$149,876
SAN JOAQUIN DELTA	SAN JOAQUIN DELTA COLLEGE	\$479,575
SAN JOSE-EVERGREEN	EVERGREEN VALLEY COLLEGE	\$168,425
SAN JOSE-EVERGREEN	SAN JOSE CITY COLLEGE	\$96,164
SAN LUIS OBISPO	CUESTA COLLEGE	\$306,646
SAN MATEO	CAÑADA COLLEGE	\$86,702

District	College	Allocation
SAN MATEO	COLLEGE OF SAN MATEO	\$82,183
SAN MATEO	SKYLINE COLLEGE	\$111,649
SANTA BARBARA	SANTA BARBARA CITY COLLEGE	\$251,447
SANTA CLARITA	COLLEGE OF THE CANYONS	\$180,440
SANTA MONICA	SANTA MONICA COLLEGE	\$102,924
SEQUOIAS	COLLEGE OF THE SEQUOIAS	\$483,505
SHASTA-TEHAMA-TRINITY	SHASTA COLLEGE	\$316,646
SIERRA	SIERRA COLLEGE	\$397,690
SISKIYOU	COLLEGE OF THE SISKIYOU	\$57,926
SOLANO	SOLANO COMMUNITY COLLEGE	\$163,783
SONOMA	SANTA ROSA JUNIOR COLLEGE	\$200,617
SOUTH ORANGE	IRVINE VALLEY COLLEGE	\$145,020
SOUTH ORANGE	SADDLEBACK COLLEGE	\$143,810
SOUTHWESTERN	SOUTHWESTERN COLLEGE	\$445,365
STATE CENTER	CLOVIS COMMUNITY COLLEGE	\$288,185
STATE CENTER	FRESNO CITY COLLEGE	\$719,557

District	College	Allocation
STATE CENTER	MADERA COLLEGE	\$219,303
STATE CENTER	REEDLEY COLLEGE	\$224,317
VENTURA	MOORPARK COLLEGE	\$118,785
VENTURA	OXNARD COLLEGE	\$445,917
VENTURA	VENTURA COLLEGE	\$188,120
VICTOR VALLEY	VICTOR VALLEY COLLEGE	\$358,196
WEST HILLS	WEST HILLS COLLEGE COALINGA	\$104,074
WEST HILLS	WEST HILLS COLLEGE LEMOORE	\$180,879
WEST KERN	TAFT COLLEGE	\$118,120
WEST VALLEY-MISSION	MISSION COLLEGE	\$90,650
WEST VALLEY-MISSION	WEST VALLEY COLLEGE	\$91,290
YOSEMITE	COLUMBIA COLLEGE	\$101,459
YOSEMITE	MODESTO COLLEGE	\$490,554
YUBA	WOODLAND COMMUNITY COLLEGE	\$242,314
YUBA	YUBA COLLEGE	\$345,249

COVID RECOVERY BLOCK GRANT

Memo Number: FS22-10

TO: Chief Executive Officers
Chief Business Officers
Chief Student Services Officers
Financial Aid Officers

FROM: Lizette Navarette, Executive Vice Chancellor
Institutional Supports and Success Office

RE: California Community College COVID-19 Recovery Block Grant

The 2022-23 state budget provides \$650 million in one-time funding to establish the California Community College COVID-19 Recovery Block Grant. This memo provides information on the COVID-19 Recovery Block Grant, including allocation methodology, allowable expenditures, and reporting requirements.

Background

Budget trailer bill, AB 182 (2022) includes a **one-time** \$650 million block grant for districts to address issues related to the COVID-19 pandemic. The funds are intended to be used on activities that directly support community college students and mitigate learning losses related to the impacts of the COVID-19 pandemic. Community college districts should prioritize the use of these one-time funds for purposes, including, but not limited to, professional development, technology infrastructure, developing open education resources and zero-textbook-cost degrees, and supporting the mental health and wellness needs of students and staff.

Revenue Recognition

The COVID-19 Recovery Block Grant funds should be recorded in the district's restricted general fund. There is no legislative deadline to expend the funds; however, districts must report on use of funds to the Chancellor's Office by December 2023, as described below.

Allowable Expenditures

Funds from this block grant can be expended for any of the following purposes:

- Support access to basic needs and mental health services for students impacted by COVID-19.
- Reengagement strategies for students who received an incomplete or failing grade in the spring 2022 due to COVID-19.

- Engagement strategies with high schools and local communities to restore broader access.
- Grants to faculty for development of online, accelerated learning modules to allow students who received an incomplete or failing grade in the spring 2022 term due to COVID-19 to make progress toward their degrees instead of retaking courses in the fall 2022 term.
- Professional development opportunities for faculty and student services professionals to continue educational instruction due to COVID-19, including supporting students impacted by learning loss and preparing and supporting faculty to develop online instructional capabilities in response to COVID-19.
- Investments in information technology infrastructure, facilitating students' access to technology to be able to access online coursework, and technology, software, or other electronic instruments and materials for faculty to support courses that are difficult to teach online.
- Cleaning supplies and personal protective equipment.
- Discharge unpaid fees due or owed by a student to a community college in the district.

Other Considerations and Potential Uses

Districts have many options to use block grant funds on strategies that directly support community college students and mitigate disruptions to persistence. Below are other allowable uses that districts can also consider.

- **Increase online student service hours to evenings and weekends.** Increased availability and access to student supports on evenings and weekends, without the need to drive to campus, has been an effective strategies deployed by many districts in the last two years. Block grant funds can be used to maintain and expanded access to academic support services, including student counseling, tutoring, and mental health services.
- **Help meet students' financial and basic needs.** The pandemic-era has reinforced the urgency to connect students to financial aid and basic needs supports. For students who have not completed the FAFSA or California Dream Act application (CADAA), these resources provide flexibility to directly support and connect student to all available resources. Further, expand eligibility criteria for CalFresh food assistance benefits enables more community college students to qualify. Colleges can align FAFSA/CADAA assistance with efforts to help more students apply for CalFresh. Coupled with campus basic needs centers, these strategies provide yet another tool for holistically supporting students.

- **Professional development focused on culturally responsive campuses and classrooms.** The block grant allows colleges to invest in professional development to enhance teaching and student supports. Colleges can invest in practices that explore strategies and initiatives for incorporating students' cultural backgrounds and experiences, providing inclusive environments.
- **Provide direct emergency grants to students in need.** Similar to federal stimulus funds, block grant dollars may be used to provide emergency grants or learning tools (such as laptops) to students.

Allocation of Funds

The COVID-19 Recovery Block Grant funds will be allocated to districts based on actual reported FTES in the second principal apportionment for the 2021-22 fiscal year. Funds will be certified at the 2022--23 Advance September revision.

Reporting Requirements

Reports on Part-Time Faculty Health Insurance

As a condition of receiving these funds, districts are required to report to the Chancellor's Office metrics on their employer-sponsored health insurance for part-time faculty in 2021--22 (by March 1, 2023) and 2024-25 (by March 1, 2026). Metrics include:

- Whether the district offers health insurance to its part-time faculty, and if so, the minimum conditions for obtaining employer-sponsored coverage.
- The total number of qualifying part-time faculty and the number of participants in the Part-Time Community College Faculty Health Insurance program.
- The total number of part-time faculty who do not qualify for the Part-Time Community College Faculty Health Insurance program, but whose total cumulative teaching assignments at two or more community college districts equals or exceeds 40% of the cumulative equivalent of a minimum full-time teaching assignment.
- The source of health insurance by the number of part-time faculty in each category or type, which may include, but is not limited to, a community college district, a pooled health benefit plan, a spouse or domestic partner's employer, another employer, private insurance, Covered California, Medi-Cal, or no health insurance.

Report on Use of Funds

Districts will also be required to provide information on the expenditures of the allocated COVID-19 Recovery Block Grant funds to the Chancellor's Office by December 2023. The report will include a description of how funds were used for each of the allowable purposes, a description of how expenditures prioritized services for underrepresented students, and an explanation of the effectiveness of services or supports provided by the

funds. Additional information on specific reporting requirements will be provided closer to the December 2023 due date.

Contact

If you have questions regarding the California Community College COVID-19 Recovery Block Grant, please contact fiscalstandards@cccco.edu or Lorena Romero at lromero@cccco.edu.

Attachment: California Community College COVID-19 Recovery Block Grant Allocation

California Community Colleges COVID-19 Recovery Block Grant Allocation

District	Total Resident and Nonresident FTES*	Percent of Total FTES	Allocation
Allan Hancock	7,432	0.8%	\$5,151,904
Antelope Valley	8,457	0.9%	5,861,918
Barstow	2,191	0.2%	1,518,489
Butte-Glenn	10,646	1.1%	7,379,361
Cabrillo	10,051	1.1%	6,966,951
Cerritos	15,334	1.6%	10,629,098
Chabot-Las Positas	13,600	1.5%	9,427,235
Chaffey	13,192	1.4%	9,144,700
Citrus	8,910	1.0%	6,175,979
Coast	25,125	2.7%	17,416,334

District	Total Resident and Nonresident FTES*	Percent of Total FTES	Allocation
Compton	6,092	0.6%	4,222,746
Contra Costa	24,615	2.6%	17,062,734
Copper Mountain	1,106	0.1%	766,502
Desert	8,442	0.9%	5,852,013
El Camino	14,561	1.6%	10,093,149
Feather River	1,776	0.2%	1,231,351
Foothill-DeAnza	23,230	2.5%	16,102,805
Gavilan	3,922	0.4%	2,718,675
Glendale	11,244	1.2%	7,794,204
Grossmont-Cuyamaca	12,898	1.4%	8,940,585
Hartnell	6,662	0.7%	4,618,110
Imperial	6,280	0.7%	4,352,919
Kern	22,096	2.4%	15,316,901
Lake Tahoe	1,763	0.2%	1,222,000
Lassen	1,289	0.1%	893,577
Long Beach	17,928	1.9%	12,427,308

District	Total Resident and Nonresident FTES*	Percent of Total FTES	Allocation
Los Angeles	76,860	8.2%	53,277,985
Los Rios	40,549	4.3%	28,107,978
Marin	3,120	0.3%	2,162,963
Mendocino-Lake	2,060	0.2%	1,428,070
Merced	9,289	1.0%	6,438,786
Mira Costa	8,644	0.9%	5,991,932
Monterey Peninsula	4,668	0.5%	3,235,617
Mt. San Antonio	29,778	3.2%	20,641,359
Mt. San Jacinto	10,379	1.1%	7,194,634
Napa Valley	3,490	0.4%	2,419,504
North Orange County	25,800	2.8%	17,883,887
Ohlone	5,634	0.6%	3,905,053
Palo Verde	2,239	0.2%	1,551,776
Palomar	13,800	1.5%	9,565,975
Pasadena Area	14,420	1.5%	9,995,528
Peralta	12,756	1.4%	8,842,125

District	Total Resident and Nonresident FTES*	Percent of Total FTES	Allocation
Rancho Santiago	25,252	2.7%	17,504,354
Redwoods	2,599	0.3%	1,801,800
Rio Hondo	10,157	1.1%	7,040,512
Riverside	25,430	2.7%	17,627,402
San Bernardino	12,264	1.3%	8,501,009
San Diego	34,052	3.6%	23,604,541
San Francisco	14,729	1.6%	10,209,930
San Joaquin Delta	12,866	1.4%	8,918,430
San Jose-Evergreen	9,685	1.0%	6,713,613
San Luis Obispo County	7,113	0.8%	4,930,625
San Mateo County	13,420	1.4%	9,302,538
Santa Barbara	10,939	1.2%	7,582,588
Santa Clarita	14,050	1.5%	9,738,904
Santa Monica	20,472	2.2%	14,190,775
Sequoias	8,685	0.9%	6,020,380
Shasta-Tehama-Trinity	5,653	0.6%	3,918,299

District	Total Resident and Nonresident FTES*	Percent of Total FTES	Allocation
Sierra	11,952	1.3%	8,284,999
Siskiyou	1,353	0.1%	937,934
Solano County	5,639	0.6%	3,908,824
Sonoma County	19,661	2.1%	13,628,928
South Orange County	24,630	2.6%	17,072,827
Southwestern	12,777	1.4%	8,857,063
State Center	25,682	2.7%	17,802,340
Ventura County	21,272	2.3%	14,745,177
Victor Valley	8,394	0.9%	5,818,262
West Hills	4,703	0.5%	3,259,948
West Kern	1,852	0.2%	1,283,479
West Valley-Mission	9,961	1.1%	6,904,925
Yosemite	13,784	1.5%	9,554,739
Yuba	6,353	0.7%	4,404,138
Statewide Total:	937,702		\$650,000,000

*Total Resident and Nonresident FTES is from 2021-22 P2, which does not include the COVID-19 Emergency Conditions Allowance.

DISABLED STUDENT PROGRAMS AND SERVICES (DSPS)

Total Allocation

\$144,350,155 (DSPS) + \$9,600,000 (DHH) + \$1,245,000 (ATP)

2022-23 Funding Formula

Due to a significant increase to the program appropriation, each college's DSPS allocation reflects a 30% increase over the prior year allocation.

2022-23 Spending Guidelines

These funds are provided to support academic adjustments, auxiliary aids, services and/or instruction to serve students with disabilities, including deaf and hard of hearing students and access to print and electronic information funding and resources. Any funds used, in whole or in part, under the authority of this subchapter must:

- not duplicate services or instruction which are otherwise available to all students;
- be directly related to the educational limitations of the verified disabilities of the students to be served;
- be directly related to the students' participation in the educational process;
- promote the maximum independence and integration of students with disabilities;
- not include any change to curriculum or course of study that is so significant that it alters the required objectives or content of the curriculum in the approved course outline, thereby causing a fundamental alteration; and
- support participation of students with disabilities in educational activities consistent with the mission of the community colleges as set forth in [Education Code section 66010.4](#).

Required Reporting

Annual final expenditure reporting is required through [Student Services Automated Reporting for Community Colleges \(SSARCC\) \(cccco.edu\)](#).

Future allocations may be affected for failure to submit required reports by the due date.

Contact

For questions, please contact Thalia Marroquin at tmarroquin@cccco.edu.

Additional Resources

[California Community College's Vision Resource Center DSPS website](#).

2022-23 Disabled Student Program and Services Allocation Table

District	College	Access to Print (ATP)	Deaf and Hard of Hearing (DHH)	Disabled Student Program and Services (DSPS)
ALLAN HANCOCK	ALLAN HANCOCK COLLEGE	\$10,588	\$86,208	\$951,646
ANTELOPE VALLEY	ANTELOPE VALLEY COLLEGE	\$10,882	\$53,880	\$1,237,379
BARSTOW	BARSTOW COLLEGE	\$10,100	\$5,388	\$337,157
BUTTE	BUTTE COLLEGE	\$10,596	\$80,820	\$958,816
CABRILLO	CABRILLO COLLEGE	\$10,904	-	\$1,846,791
CERRITOS	CERRITOS COLLEGE	\$11,205	\$269,400	\$1,932,025
CHABOT-LAS POSITAS	CHABOT COLLEGE	\$10,649	\$32,328	\$1,457,630
CHABOT-LAS POSITAS	LAS POSITAS COLLEGE	\$10,402	\$37,716	\$790,223
CHAFFEY	CHAFFEY COLLEGE	\$11,170	\$21,552	\$2,078,722
CITRUS	CITRUS COLLEGE	\$10,683	\$53,880	\$1,173,239
COAST	COASTLINE COMMUNITY COLLEGE	\$11,343	-	\$1,574,716
COAST	GOLDEN WEST COLLEGE	\$10,628	\$43,104	\$1,111,539
COAST	ORANGE COAST COLLEGE	\$11,001	\$161,640	\$1,470,935
COMPTON	COMPTON COLLEGE	\$10,211	\$24,246	\$438,971

District	College	Access to Print (ATP)	Deaf and Hard of Hearing (DHH)	Disabled Student Program and Services (DSPS)
CONTRA COSTA	CONTRA COSTA COLLEGE	\$10,361	-	\$920,942
CONTRA COSTA	DIABLO VALLEY COLLEGE	\$11,459	\$53,880	\$1,851,645
CONTRA COSTA	LOS MEDANOS COLLEGE	\$10,770	\$10,528	\$1,204,167
COPPER MOUNTAIN	COPPER MOUNTAIN COLLEGE	\$10,270	-	\$413,140
DESERT	COLLEGE OF THE DESERT	\$10,905	\$80,820	\$1,384,648
EL CAMINO	EL CAMINO COLLEGE	\$11,524	\$215,520	\$2,229,101
FEATHER RIVER	FEATHER RIVER COLLEGE	\$10,087	-	\$211,776
FOOTHILL-DEANZA	DE ANZA COLLEGE	\$11,303	\$161,640	\$2,030,969
FOOTHILL-DEANZA	FOOTHILL COLLEGE	\$11,367	-	\$1,747,099
GAVILAN	GAVILAN COLLEGE	\$10,636	\$10,776	\$901,321
GLENDALE	GLENDALE COMMUNITY COLLEGE	\$10,726	\$53,880	\$1,667,496
GROSSMONT-CUYAMACA	CUYAMACA COLLEGE	\$10,585	\$7,813	\$1,175,404
GROSSMONT-CUYAMACA	GROSSMONT COLLEGE	\$10,761	\$107,760	\$1,986,650
HARTNELL	HARTNELL COLLEGE	\$10,592	\$8,082	\$848,827
IMPERIAL	IMPERIAL VALLEY COLLEGE	\$10,638	\$21,552	\$656,871

District	College	Access to Print (ATP)	Deaf and Hard of Hearing (DHH)	Disabled Student Program and Services (DSPS)
KERN	BAKERSFIELD COLLEGE	\$10,951	\$161,640	\$1,386,456
KERN	CERRO COSO COMMUNITY COLLEGE	\$10,118	-	\$322,197
KERN	PORTERVILLE COLLEGE	\$10,258	\$30,211	\$368,906
LAKE TAHOE	LAKE TAHOE COMMUNITY COLLEGE	\$10,130	\$5,388	\$282,232
LASSEN	LASSEN COLLEGE	\$10,093	-	\$283,485
LONG BEACH	LONG BEACH CITY COLLEGE	\$12,525	\$431,040	\$2,398,886
LOS ANGELES	EAST LOS ANGELES COLLEGE	\$11,269	\$5,388	\$1,842,457
LOS ANGELES	LOS ANGELES CITY COLLEGE	\$10,906	\$269,400	\$1,133,935
LOS ANGELES	LOS ANGELES HARBOR COLLEGE	\$10,723	\$5,388	\$978,053
LOS ANGELES	LOS ANGELES MISSION COLLEGE	\$10,372	\$32,328	\$603,726
LOS ANGELES	LOS ANGELES PIERCE COLLEGE	\$10,811	\$269,400	\$1,262,143
LOS ANGELES	LOS ANGELES SOUTHWEST COLLEGE	\$10,436	-	\$446,777
LOS ANGELES	LOS ANGELES TRADE-TECH COLLEGE	\$10,759	\$188,580	\$1,053,485

District	College	Access to Print (ATP)	Deaf and Hard of Hearing (DHH)	Disabled Student Program and Services (DSPS)
LOS ANGELES	LOS ANGELES VALLEY COLLEGE	\$10,187	\$26,940	\$1,093,116
LOS ANGELES	WEST LOS ANGELES COLLEGE	\$10,474	\$10,776	\$654,594
LOS RIOS	AMERICAN RIVER COLLEGE	\$11,364	\$121,230	\$2,358,743
LOS RIOS	COSUMNES RIVER COLLEGE	\$10,771	\$21,552	\$1,046,865
LOS RIOS	FOLSOM LAKE COLLEGE	\$10,709	\$13,470	\$799,849
LOS RIOS	SACRAMENTO CITY COLLEGE	\$11,507	\$80,820	\$2,123,313
MARIN	COLLEGE OF MARIN	\$10,548	-	\$899,578
MENDOCINO-LAKE	MENDOCINO COLLEGE	\$10,275	\$26,940	\$473,019
MERCED	MERCED COLLEGE	\$10,259	\$43,104	\$1,100,177
MIRA COSTA	MIRA COSTA COLLEGE	\$10,985	-	\$1,264,300
MONTEREY	MONTEREY PENINSULA COLLEGE	\$10,573	-	\$1,020,261
MT. SAN ANTONIO	MT. SAN ANTONIO COLLEGE	\$12,591	\$808,200	\$3,179,527
MT. SAN JACINTO	MT. SAN JACINTO COLLEGE	\$10,459	\$183,192	\$1,328,961
NAPA VALLEY	NAPA VALLEY COLLEGE	\$10,617	\$53,880	\$1,230,538
NORTH ORANGE	CYPRESS COLLEGE	\$10,853	\$134,700	\$1,128,033

District	College	Access to Print (ATP)	Deaf and Hard of Hearing (DHH)	Disabled Student Program and Services (DSPS)
NORTH ORANGE	FULLERTON COLLEGE	\$12,066	\$107,760	\$3,142,136
OHLONE	OHLONE COLLEGE	\$10,521	\$550,051	\$1,438,674
PALO VERDE	PALO VERDE COLLEGE	\$10,886	\$8,082	\$297,233
PALOMAR	PALOMAR COLLEGE	\$11,411	\$107,760	\$1,885,179
PASADENA	PASADENA CITY COLLEGE	\$11,509	-	\$1,778,689
PERALTA	BERKELEY CITY COLLEGE	\$10,385	\$80,820	\$667,836
PERALTA	COLLEGE OF ALAMEDA	\$10,383	\$18,319	\$835,110
PERALTA	LANEY COLLEGE	\$10,523	\$484,920	\$844,996
PERALTA	MERRITT COLLEGE	\$10,398	\$10,776	\$738,267
RANCHO SANTIAGO	SANTA ANA COLLEGE	\$10,510	\$121,230	\$1,160,178
RANCHO SANTIAGO	SANTIAGO CANYON COLLEGE	\$10,639	\$53,880	\$947,538
REDWOODS	COLLEGE OF THE REDWOODS	\$10,354	-	\$742,888
RIO HONDO	RIO HONDO COLLEGE	\$11,060	\$53,880	\$1,459,819
RIVERSIDE	MORENO VALLEY COLLEGE	\$10,555	\$80,820	\$858,716
RIVERSIDE	NORCO COLLEGE	\$10,710	\$70,044	\$737,000

District	College	Access to Print (ATP)	Deaf and Hard of Hearing (DHH)	Disabled Student Program and Services (DSPS)
RIVERSIDE	RIVERSIDE COMMUNITY COLLEGE	\$11,833	\$377,160	\$2,356,061
SAN BERNARDINO	CRAFTON HILLS COLLEGE	\$10,370	\$5,388	\$598,118
SAN BERNARDINO	SAN BERNARDINO VALLEY COLLEGE	\$10,668	\$64,656	\$937,810
SAN DIEGO	SAN DIEGO CITY COLLEGE	\$10,895	\$107,760	\$1,169,401
SAN DIEGO	SAN DIEGO MESA COLLEGE	\$11,200	\$161,640	\$1,644,088
SAN DIEGO	SAN DIEGO MIRAMAR COLLEGE	\$10,562	\$161,640	\$2,839,689
SAN FRANCISCO	CITY COLLEGE OF SAN FRANCISCO	\$12,047	\$161,640	\$3,075,456
SAN JOAQUIN DELTA	SAN JOAQUIN DELTA COLLEGE	\$10,265	\$53,880	\$1,149,382
SAN JOSE-EVERGREEN	EVERGREEN VALLEY COLLEGE	\$10,363	\$26,940	\$640,035
SAN JOSE-EVERGREEN	SAN JOSE CITY COLLEGE	\$10,644	\$134,700	\$974,651
SAN LUIS OBISPO	CUESTA COLLEGE	\$10,886	\$16,703	\$1,064,090
SAN MATEO	CAÑADA COLLEGE	\$10,373	\$53,880	\$617,182
SAN MATEO	COLLEGE OF SAN MATEO	\$11,016	\$24,246	\$1,264,451
SAN MATEO	SKYLINE COLLEGE	\$10,439	\$26,940	\$799,619

District	College	Access to Print (ATP)	Deaf and Hard of Hearing (DHH)	Disabled Student Program and Services (DSPS)
SANTA BARBARA	SANTA BARBARA CITY COLLEGE	\$11,768	\$43,104	\$2,034,661
SANTA CLARITA	COLLEGE OF THE CANYONS	\$11,029	\$64,656	\$1,560,262
SANTA MONICA	SANTA MONICA COLLEGE	\$11,840	\$315,198	\$2,736,137
SEQUOIAS	COLLEGE OF THE SEQUOIAS	\$11,481	\$96,445	\$1,804,189
SHASTA-TEHAMA-TRINITY	SHASTA COLLEGE	\$10,666	\$13,470	\$771,114
SIERRA	SIERRA COLLEGE	\$11,279	\$134,700	\$1,641,363
SISKIYOU	COLLEGE OF THE SISKIYOU	\$10,139	-	\$338,736
SOLANO	SOLANO COMMUNITY COLLEGE	\$10,342	-	\$662,433
SONOMA	SANTA ROSA JUNIOR COLLEGE	\$12,320	\$215,520	\$3,367,909
SOUTH ORANGE	IRVINE VALLEY COLLEGE	\$11,009	\$53,880	\$1,189,924
SOUTH ORANGE	SADDLEBACK COLLEGE	\$12,615	\$53,880	\$3,056,826
SOUTHWESTERN	SOUTHWESTERN COLLEGE	\$11,585	\$32,328	\$2,308,239
STATE CENTER	CLOVIS COMMUNITY COLLEGE	\$10,723	\$32,328	s
STATE CENTER	FRESNO CITY COLLEGE	\$11,742	\$269,400	\$2,983,029
STATE CENTER	MADERA COLLEGE	\$10,399	\$3,772	\$532,550

District	College	Access to Print (ATP)	Deaf and Hard of Hearing (DHH)	Disabled Student Program and Services (DSPS)
STATE CENTER	REEDLEY COLLEGE	\$10,985	\$26,940	\$1,351,562
VENTURA	MOORPARK COLLEGE	\$11,397	\$96,984	\$1,503,174
VENTURA	OXNARD COLLEGE	\$10,607	\$107,760	\$904,822
VENTURA	VENTURA COLLEGE	\$11,129	\$134,700	\$1,575,992
VICTOR VALLEY	VICTOR VALLEY COLLEGE	\$10,425	\$29,898	\$1,003,977
WEST HILLS	WEST HILLS COLLEGE COALINGA	\$10,097	-	\$363,825
WEST HILLS	WEST HILLS COLLEGE LEMOORE	\$10,493	\$32,328	\$563,256
WEST KERN	TAFT COLLEGE	\$10,182	-	\$365,952
WEST VALLEY-MISSION	MISSION COLLEGE	\$10,548	\$5,388	\$839,978
WEST VALLEY-MISSION	WEST VALLEY COLLEGE	\$10,982	\$8,082	\$1,200,650
YOSEMITE	COLUMBIA COLLEGE	\$10,231	-	\$528,164
YOSEMITE	MODESTO COLLEGE	\$10,941	\$134,700	\$1,655,174
YUBA	WOODLAND COMMUNITY COLLEGE	\$10,296	\$26,940	\$520,195
YUBA	YUBA COLLEGE	\$10,410	\$16,104	\$801,788

DREAMER RESOURCE LIAISONS SUPPORT FUNDS (UNDOCULIAISONS)

Total Allocation

\$11,600,000

2022-23 Funding Formula

The program funding formula remains unchanged from the 2021-22 program allocations.

2022-23 Spending Guidelines

Each campus of the California Community Colleges shall ensure that it has a staff person designated as a Dreamer Resource Liaison, or UndocuLiaison, who is knowledgeable in available financial aid, social services, state-funded immigration legal services, internships, externships, and academic opportunities for all students meeting the requirements set forth in Section 68130.5, including undocumented students. Colleges are encouraged to place this designated staff person in the campus' EOPS (Extended Opportunity Programs and Services) or financial aid office.

Additionally, colleges are encouraged to establish a Dream Resource Center on each of their respective campuses. Dream Resource Centers may offer support services, including, but not necessarily limited to, academic counseling, peer support services, psychological counseling, referral for social services, and state-funded immigration legal services. The space in which the liaison is located may be deemed a Dream Resource Center and may be housed within existing student service or academic centers. This shall not be construed as suggesting the construction of a new or separate space for Dream Resource Centers.

Contact

For questions, please contact Heather McClenahen at hmcclenahen@cccco.edu.

2022-23 Dreamer Resource Liaisons (UndocuLiaisons) Allocation Table

District	College	Allocation
ALLAN HANCOCK	ALLAN HANCOCK COLLEGE	\$100,231
ANTELOPE VALLEY	ANTELOPE VALLEY COLLEGE	\$107,833
BARSTOW	BARSTOW COLLEGE	\$63,735
BUTTE	BUTTE COLLEGE	\$99,492
CABRILLO	CABRILLO COLLEGE	\$102,093
CERRITOS	CERRITOS COLLEGE	\$132,131
CHABOT-LAS POSITAS	CHABOT COLLEGE	\$96,963
CHABOT-LAS POSITAS	LAS POSITAS COLLEGE	\$85,560
CHAFFEY	CHAFFEY COLLEGE	\$138,599
CITRUS	CITRUS COLLEGE	\$109,731
COAST	COASTLINE COMMUNITY COLLEGE	\$84,533
COAST	GOLDEN WEST COLLEGE	\$95,904
COAST	ORANGE COAST COLLEGE	\$130,054
COMPTON	COMPTON COLLEGE	\$73,861
CONTRA COSTA	CONTRA COSTA COLLEGE	\$74,121
CONTRA COSTA	DIABLO VALLEY COLLEGE	\$121,521

District	College	Allocation
CONTRA COSTA	LOS MEDANOS COLLEGE	\$87,672
COPPER MOUNTAIN	COPPER MOUNTAIN COLLEGE	\$57,988
DESERT	COLLEGE OF THE DESERT	\$106,115
EL CAMINO	EL CAMINO COLLEGE	\$147,512
FEATHER RIVER	FEATHER RIVER COLLEGE	\$59,555
FOOTHILL-DEANZA	DE ANZA COLLEGE	\$121,264
FOOTHILL-DEANZA	FOOTHILL COLLEGE	\$101,228
GAVILAN	GAVILAN COLLEGE	\$78,335
GLENDALE	GLENDALE COMMUNITY COLLEGE	\$122,613
GROSSMONT-CUYAMACA	CUYAMACA COLLEGE	\$79,030
GROSSMONT-CUYAMACA	GROSSMONT COLLEGE	\$114,077
HARTNELL	HARTNELL COLLEGE	\$88,680
IMPERIAL	IMPERIAL VALLEY COLLEGE	\$89,266
KERN	BAKERSFIELD COLLEGE	\$132,321
KERN	CERRO COSO COMMUNITY COLLEGE	\$65,282
KERN	PORTERVILLE COLLEGE	\$66,047
LAKE TAHOE	LAKE TAHOE COMMUNITY COLLEGE	\$60,378

District	College	Allocation
LASSEN	LASSEN COLLEGE	\$59,221
LONG BEACH	LONG BEACH CITY COLLEGE	\$152,154
LOS ANGELES	EAST LOS ANGELES COLLEGE	\$179,781
LOS ANGELES	LOS ANGELES CITY COLLEGE	\$106,884
LOS ANGELES	LOS ANGELES HARBOR COLLEGE	\$80,082
LOS ANGELES	LOS ANGELES MISSION COLLEGE	\$86,132
LOS ANGELES	LOS ANGELES PIERCE COLLEGE	\$122,234
LOS ANGELES	LOS ANGELES SOUTHWEST COLLEGE	\$73,935
LOS ANGELES	LOS ANGELES TRADE-TECH COLLEGE	\$109,349
LOS ANGELES	LOS ANGELES VALLEY COLLEGE	\$112,906
LOS ANGELES	WEST LOS ANGELES COLLEGE	\$94,115
LOS RIOS	AMERICAN RIVER COLLEGE	\$155,899
LOS RIOS	COSUMNES RIVER COLLEGE	\$102,988
LOS RIOS	FOLSOM LAKE COLLEGE	\$82,715
LOS RIOS	SACRAMENTO CITY COLLEGE	\$126,816
MARIN	COLLEGE OF MARIN	\$68,221
MENDOCINO-LAKE	MENDOCINO COLLEGE	\$64,823

District	College	Allocation
MERCED	MERCED COLLEGE	\$102,755
MIRA COSTA	MIRA COSTA COLLEGE	\$103,750
MONTEREY	MONTEREY PENINSULA COLLEGE	\$82,532
MT. SAN ANTONIO	MT. SAN ANTONIO COLLEGE	\$220,826
MT. SAN JACINTO	MT. SAN JACINTO COLLEGE	\$113,144
NAPA VALLEY	NAPA VALLEY COLLEGE	\$75,280
NORTH ORANGE	CYPRESS COLLEGE	\$123,668
NORTH ORANGE	FULLERTON COLLEGE	\$150,592
OHLONE	OHLONE COLLEGE	\$88,730
PALO VERDE	PALO VERDE COLLEGE	\$61,398
PALOMAR	PALOMAR COLLEGE	\$143,990
PASADENA	PASADENA CITY COLLEGE	\$174,895
PERALTA	BERKELEY CITY COLLEGE	\$68,013
PERALTA	COLLEGE OF ALAMEDA	\$66,703
PERALTA	LANEY COLLEGE	\$82,457
PERALTA	MERRITT COLLEGE	\$70,841
RANCHO SANTIAGO	SANTA ANA COLLEGE	\$144,377

District	College	Allocation
RANCHO SANTIAGO	SANTIAGO CANYON COLLEGE	\$91,616
REDWOODS	COLLEGE OF THE REDWOODS	\$68,851
RIO HONDO	RIO HONDO COLLEGE	\$117,881
RIVERSIDE	MORENO VALLEY COLLEGE	\$85,722
RIVERSIDE	NORCO COLLEGE	\$85,789
RIVERSIDE	RIVERSIDE COMMUNITY COLLEGE	\$136,018
SAN BERNARDINO	CRAFTON HILLS COLLEGE	\$75,517
SAN BERNARDINO	SAN BERNARDINO VALLEY COLLEGE	\$105,055
SAN DIEGO	SAN DIEGO CITY COLLEGE	\$120,855
SAN DIEGO	SAN DIEGO MESA COLLEGE	\$137,878
SAN DIEGO	SAN DIEGO MIRAMAR COLLEGE	\$101,678
SAN FRANCISCO	CITY COLLEGE OF SAN FRANCISCO	\$166,614
SAN JOAQUIN DELTA	SAN JOAQUIN DELTA COLLEGE	\$123,594
SAN JOSE-EVERGREEN	EVERGREEN VALLEY COLLEGE	\$85,630
SAN JOSE-EVERGREEN	SAN JOSE CITY COLLEGE	\$79,060
SAN LUIS OBISPO	CUESTA COLLEGE	\$88,899
SAN MATEO	CAÑADA COLLEGE	\$67,536

District	College	Allocation
SAN MATEO	COLLEGE OF SAN MATEO	\$79,048
SAN MATEO	SKYLINE COLLEGE	\$83,859
SANTA BARBARA	SANTA BARBARA CITY COLLEGE	\$116,236
SANTA CLARITA	COLLEGE OF THE CANYONS	\$135,866
SANTA MONICA	SANTA MONICA COLLEGE	\$155,972
SEQUOIAS	COLLEGE OF THE SEQUOIAS	\$103,985
SHASTA-TEHAMA- TRINITY	SHASTA COLLEGE	\$85,568
SIERRA	SIERRA COLLEGE	\$117,954
SISKIYOU	COLLEGE OF THE SISKIYOU	\$61,307
SOLANO	SOLANO COMMUNITY COLLEGE	\$82,629
SONOMA	SANTA ROSA JUNIOR COLLEGE	\$151,368
SOUTH ORANGE	IRVINE VALLEY COLLEGE	\$101,947
SOUTH ORANGE	SADDLEBACK COLLEGE	\$137,220
SOUTHWESTERN	SOUTHWESTERN COLLEGE	\$127,021
STATE CENTER	CLOVIS COMMUNITY COLLEGE	\$77,960
STATE CENTER	FRESNO CITY COLLEGE	\$144,177

District	College	Allocation
STATE CENTER	MADERA COLLEGE	\$74,601
STATE CENTER	REEDLEY COLLEGE	\$116,685
VENTURA	MOORPARK COLLEGE	\$108,758
VENTURA	OXNARD COLLEGE	\$74,967
VENTURA	VENTURA COLLEGE	\$99,128
VICTOR VALLEY	VICTOR VALLEY COLLEGE	\$98,339
WEST HILLS	WEST HILLS COLLEGE COALINGA	\$63,769
WEST HILLS	WEST HILLS COLLEGE LEMOORE	\$69,640
WEST KERN	TAFT COLLEGE	\$65,600
WEST VALLEY-MISSION	MISSION COLLEGE	\$77,306
WEST VALLEY-MISSION	WEST VALLEY COLLEGE	\$81,302
YOSEMITE	COLUMBIA COLLEGE	\$59,935
YOSEMITE	MODESTO COLLEGE	\$124,187
YUBA	WOODLAND COMMUNITY COLLEGE	\$64,574
YUBA	YUBA COLLEGE	\$74,968

EMERGENCY FINANCIAL AID ASSISTANCE GRANTS (SFRF*)

Total Allocation

\$150,000,000

An initial \$100 million was disbursed to districts as part of the 2021 Immediate Action Budget Package (Proposition 98) in March 2021. The guidance provided below applies to both the initial \$100 million and the current \$150 million disbursement.

2022-23 Funding Formula

Each district allocation is proportional based on the number of 2019-20 CCPG fee waivers at each district.

2022-23 Spending Guidelines

Grants may be awarded to students who self-certify that they meet the following conditions:

- U.S. citizens or eligible non-citizens;
- Currently enrolled in credit or noncredit courses at a California community college;
- Demonstrate an emergency financial need; and
- Qualify as low-income by meeting the requirements to receive a California College Promise Grant (CCPG).

Required Reporting

Please see memo ESS 22-300-010 for additional required reporting information.

Contact

For questions, please contact Billy Wagner at mwagner@cccco.edu.

Additional Resources

[ESS Memo 22-300-010 – 2022 SFRF Emergency Financial Assistance Grants](#)

[Memo FS 22-02 Changes to 2021 Early Action Emergency Financial Assistance Grants](#)

[SFRF Recovery Plan](#)

[SFRF Emergency Financial Assistance Grants Policies and Procedures](#)

*State Fiscal Recovery Funds

2022-23 SFRF Emergency Financial Assistance Grants Allocation Table

District	Allocation
ALLAN HANCOCK JOINT COMMUNITY COLLEGE DISTRICT	\$1,311,739
ANTELOPE VALLEY COMMUNITY COLLEGE DISTRICT	\$2,251,173
BARSTOW COMMUNITY COLLEGE DISTRICT	\$533,091
BUTTE-GLENN COMMUNITY COLLEGE DISTRICT	\$1,149,494
CABRILLO COMMUNITY COLLEGE DISTRICT	\$978,820
CERRITOS COMMUNITY COLLEGE DISTRICT	\$2,848,773
CHABOT-LAS POSITAS COMMUNITY COLLEGE DISTRICT	\$1,730,886
CHAFFEY COMMUNITY COLLEGE DISTRICT	\$2,905,989
CITRUS COMMUNITY COLLEGE DISTRICT	\$1,708,680
COAST COMMUNITY COLLEGE DISTRICT	\$4,594,895
COMPTON COMMUNITY COLLEGE DISTRICT	\$579,447
CONTRA COSTA COMMUNITY COLLEGE DISTRICT	\$2,751,847
COPPER MOUNTAIN COMMUNITY COLLEGE DISTRICT	\$294,343
DESERT COMMUNITY COLLEGE DISTRICT	\$1,592,791
EL CAMINO COMMUNITY COLLEGE DISTRICT	\$2,607,107
FEATHER RIVER COMMUNITY COLLEGE DISTRICT	\$295,640

District	Allocation
FOOTHILL-DEANZA COMMUNITY COLLEGE DISTRICT	\$1,970,283
GAVILAN JOINT COMMUNITY COLLEGE DISTRICT	\$487,060
GLENDALE COMMUNITY COLLEGE DISTRICT	\$1,630,232
GROSSMONT-CUYAMACA COMMUNITY COLLEGE DISTRICT	\$2,752,658
HARTNELL COMMUNITY COLLEGE DISTRICT	\$1,146,738
IMPERIAL COMMUNITY COLLEGE DISTRICT	\$1,331,027
KERN COMMUNITY COLLEGE DISTRICT	\$4,235,394
LAKE TAHOE COMMUNITY COLLEGE DISTRICT	\$319,952
LASSEN COMMUNITY COLLEGE DISTRICT	\$512,831
LONG BEACH COMMUNITY COLLEGE DISTRICT	\$3,316,545
LOS ANGELES COMMUNITY COLLEGE DISTRICT	\$13,127,275
LOS RIOS COMMUNITY COLLEGE DISTRICT	\$8,072,551
MARIN COMMUNITY COLLEGE DISTRICT	\$299,692
MENDOCINO-LAKE COMMUNITY COLLEGE DISTRICT	\$450,915
MERCED COMMUNITY COLLEGE DISTRICT	\$1,473,822
MIRACOSTA COMMUNITY COLLEGE DISTRICT	\$1,334,106
MONTEREY PENINSULA COMMUNITY COLLEGE DISTRICT	\$652,871

District	Allocation
MT. SAN ANTONIO COMMUNITY COLLEGE DISTRICT	\$3,766,974
MT. SAN JACINTO COMMUNITY COLLEGE DISTRICT	\$2,233,181
NAPA VALLEY COMMUNITY COLLEGE DISTRICT	\$520,611
NORTH ORANGE COUNTY COMMUNITY COLLEGE DISTRICT	\$4,165,050
OHLONE COMMUNITY COLLEGE DISTRICT	\$559,025
PALO VERDE COMMUNITY COLLEGE DISTRICT	\$509,751
PALOMAR COMMUNITY COLLEGE DISTRICT	\$2,084,065
PASADENA AREA COMMUNITY COLLEGE DISTRICT	\$3,027,065
PERALTA COMMUNITY COLLEGE DISTRICT	\$1,977,090
RANCHO SANTIAGO COMMUNITY COLLEGE DISTRICT	\$2,873,734
REDWOODS COMMUNITY COLLEGE DISTRICT	\$587,876
RIO HONDO COMMUNITY COLLEGE DISTRICT	\$1,901,397
RIVERSIDE COMMUNITY COLLEGE DISTRICT	\$4,843,530
SAN BERNARDINO COMMUNITY COLLEGE DISTRICT	\$2,616,832
SAN DIEGO COMMUNITY COLLEGE DISTRICT	\$4,370,410
SAN FRANCISCO COMMUNITY COLLEGE DISTRICT	\$1,565,399
SAN JOAQUIN DELTA COMMUNITY COLLEGE DISTRICT	\$2,645,845

District	Allocation
SAN JOSE-EVERGREEN COMMUNITY COLLEGE DISTRICT	\$1,722,295
SAN LUIS OBISPO COUNTY COMMUNITY COLLEGE DISTRICT	\$879,949
SAN MATEO COUNTY COMMUNITY COLLEGE DISTRICT	\$1,568,803
SANTA BARBARA COMMUNITY COLLEGE DISTRICT	\$1,395,374
SANTA CLARITA COMMUNITY COLLEGE DISTRICT	\$1,650,006
SANTA MONICA COMMUNITY COLLEGE DISTRICT	\$2,837,752
SEQUOIAS COMMUNITY COLLEGE DISTRICT	\$1,642,713
SHASTA-TEHAMA-TRINITY COMMUNITY COLLEGE DISTRICT	\$1,134,420
SIERRA JOINT COMMUNITY COLLEGE DISTRICT	\$1,771,893
SISKIYOU JOINT COMMUNITY COLLEGE DISTRICT	\$178,778
SOLANO COMMUNITY COLLEGE DISTRICT	\$885,136
SONOMA COUNTY COMMUNITY COLLEGE DISTRICT	\$1,472,363
SOUTH ORANGE COUNTY COMMUNITY COLLEGE DISTRICT	\$2,304,660
SOUTHWESTERN COMMUNITY COLLEGE DISTRICT	\$2,426,385
STATE CENTER COMMUNITY COLLEGE DISTRICT	\$5,102,377
VENTURA COUNTY COMMUNITY COLLEGE DISTRICT	\$3,327,729
VICTOR VALLEY COMMUNITY COLLEGE DISTRICT	\$1,801,716

District	Allocation
WEST HILLS COMMUNITY COLLEGE DISTRICT	\$1,044,302
WEST KERN COMMUNITY COLLEGE DISTRICT	\$516,073
WEST VALLEY-MISSION COMMUNITY COLLEGE DISTRICT	\$905,072
YOSEMITE COMMUNITY COLLEGE DISTRICT	\$2,790,099
YUBA COMMUNITY COLLEGE DISTRICT	\$1,145,604

EMERGENCY FINANCIAL AID GRANTS (SUPPLEMENTAL)

Total Allocation

\$20,000,000 – To be determined.

2022-23 Funding Formula

Funds will be released to districts in late October as part of the 2022-23 Advance Apportionment October Revision.

Each district allocation is a proportional distribution based on the number of students who are exempt from paying nonresident tuition under §68130.5 of California Education code.

2022-23 Spending Guidelines

To be developed.

Contact

For questions, please contact Billy Wagner at mwagner@cccco.edu.

EXTENDED OPPORTUNITY PROGRAMS AND SERVICES (EOPS)

Total Allocation

\$169,027,000

2022-23 Funding Formula

Funds were allocated based on the allocation formula approved by Consultation Council in 2017.

- Each college receives a \$150,000 base.
- 90% of funds distributed based on students served.
- 5% of funds distributed based on growth.
- 5% of funds distributed based on college effort.
- Colleges are protected at 95% of their prior year allocation.
- 6.56% COLA distributed last.

2022-23 Spending Guidelines

These funds are appropriated to provide services and resources to participating EOPS students. Pursuant to Title 5 regulations, each college will be required to meet minimum spending obligations for direct aid to students, textbook assistance, and district match. Additional information on allowable and unallowable expenditures can be found in the EOPS Implementing Guidelines.

Required Reporting

Future allocations may be affected for failure to submit required reports by the due date.

Contact

For questions, please contact Mia Keeley at mkeeley@cccco.edu.

2022-23 Extended Opportunity Programs and Services (EOPS) Allocation Table

District	College	2022-23 EOPS Allocation	EOPS Student Cap*	EOPS District Required Match	EOPS Textbook Expenditure Requirement	EOPS Category C Obligation
ALLAN HANCOCK	ALLAN HANCOCK COLLEGE	\$1,577,392	1,079	\$221,693	\$131,161	\$270,753
ANTELOPE VALLEY	ANTELOPE VALLEY COLLEGE	\$1,476,212	602	\$200,345	\$52,103	\$307,343
BARSTOW	BARSTOW COLLEGE	\$1,053,989	358	\$228,735	\$57,389	\$154,500
BUTTE	BUTTE COLLEGE	\$1,606,872	606	\$342,493	\$127,813	\$0
CABRILLO	CABRILLO COLLEGE	\$798,986	344	\$173,699	\$14,739	\$223,534
CERRITOS	CERRITOS COLLEGE	\$1,963,461	964	\$251,892	\$103,429	\$403,585
CHABOT-LAS POSITAS	CHABOT COLLEGE	\$1,082,401	454	\$710,692	\$76,731	\$79,200
CHABOT-LAS POSITAS	LAS POSITAS COLLEGE	\$603,873	288	\$65,937	\$32,047	\$134,100
CHAFFEY	CHAFFEY COLLEGE	\$2,089,897	944	\$1,112,347	\$143,670	\$557,803
CITRUS	CITRUS COLLEGE	\$1,370,393	542	\$213,946	\$151,133	\$153,161
COAST	COASTLINE COMMUNITY COLLEGE	\$754,918	404	\$255,576	\$38,642	\$75,658
COAST	GOLDEN WEST COLLEGE	\$1,343,884	639	\$242,119	\$101,451	\$88,851
COAST	ORANGE COAST COLLEGE	\$2,575,988	1,192	\$455,051	\$177,996	\$0
COMPTON	COMPTON COLLEGE	\$1,262,561	381	\$200,490	\$221,025	\$197,677
CONTRA COSTA	CONTRA COSTA COLLEGE	\$1,615,818	664	\$286,597	\$117,863	\$109,411

District	College	2022-23 EOPS Allocation	EOPS Student Cap*	EOPS District Required Match	EOPS Textbook Expenditure Requirement	EOPS Category C Obligation
CONTRA COSTA	DIABLO VALLEY COLLEGE	\$1,474,963	729	\$651,682	\$112,416	\$0
CONTRA COSTA	LOS MEDANOS COLLEGE	\$1,365,674	635	\$148,406	\$151,955	\$240,174
COPPER MOUNTAIN	COPPER MOUNTAIN COLLEGE	\$494,525	155	\$50,064	\$24,371	\$0
DESERT	COLLEGE OF THE DESERT	\$1,019,666	468	\$142,862	\$68,896	\$0
EL CAMINO	EL CAMINO COLLEGE	\$3,192,856	1,543	\$635,070	\$189,366	\$611,890
FEATHER RIVER	FEATHER RIVER COLLEGE	\$398,260	102	\$47,135	\$34,808	\$26,956
FOOTHILL-DEANZA	DE ANZA COLLEGE	\$1,829,368	749	\$538,319	\$131,175	\$258,100
FOOTHILL-DEANZA	FOOTHILL COLLEGE	\$839,935	264	\$346,613	\$107,693	\$120,134
GAVILAN	GAVILAN COLLEGE	\$1,074,791	457	\$160,333	\$25,975	\$133,257
GLENDALE	GLENDALE COMMUNITY COLLEGE	\$3,382,984	1,912	\$701,550	\$170,391	\$561,001
GROSSMONT-CUYAMACA	CUYAMACA COLLEGE	\$1,295,329	685	\$131,135	\$28,374	\$133,750
GROSSMONT-CUYAMACA	GROSSMONT COLLEGE	\$1,511,036	753	\$199,692	\$104,814	\$210,695
HARTNELL	HARTNELL COLLEGE	\$1,313,700	646	\$166,459	\$35,620	\$223,771
IMPERIAL	IMPERIAL VALLEY COLLEGE	\$2,449,805	1,566	\$399,425	\$50,764	\$351,795
KERN	BAKERSFIELD COLLEGE	\$2,258,539	1,621	\$228,648	\$224,146	\$447,219
KERN	CERRO COSO COMMUNITY COLLEGE	\$847,166	249	\$471,886	\$111,044	\$109,240

District	College	2022-23 EOPS Allocation	EOPS Student Cap*	EOPS District Required Match	EOPS Textbook Expenditure Requirement	EOPS Category C Obligation
KERN	PORTERVILLE COLLEGE	\$1,475,448	597	\$152,184	\$122,953	\$112,663
LAKE TAHOE	LAKE TAHOE COMMUNITY COLLEGE	\$373,120	96	\$215,146	\$16,820	\$0
LASSEN	LASSEN COLLEGE	\$492,416	163	\$63,881	\$46,384	\$16,900
LONG BEACH	LONG BEACH CITY COLLEGE	\$2,670,828	1,514	\$277,688	\$290,290	\$400,677
LOS ANGELES	EAST LOS ANGELES COLLEGE	\$2,638,854	1,398	\$346,415	\$266,016	\$642,315
LOS ANGELES	LOS ANGELES CITY COLLEGE	\$4,557,329	2,053	\$507,802	\$838,765	\$998,226
LOS ANGELES	LOS ANGELES HARBOR COLLEGE	\$1,478,224	612	\$276,505	\$54,972	\$5,500
LOS ANGELES	LOS ANGELES PIERCE COLLEGE	\$2,085,592	961	\$219,015	\$118,686	\$0
LOS ANGELES	LOS ANGELES SOUTHWEST COLLEGE	\$925,815	274	\$133,969	\$134,414	\$86,520
LOS ANGELES	LOS ANGELES TRADE-TECH COLLEGE	\$2,513,329	904	\$341,711	\$321,617	\$0
LOS ANGELES	LOS ANGELES VALLEY COLLEGE	\$2,001,319	944	\$320,318	\$207,129	\$140,670
LOS ANGELES	WEST LOS ANGELES COLLEGE	\$1,252,991	616	\$221,715	\$100,607	\$273,000
LOS ANGELES	LOS ANGELES MISSION COLLEGE	\$1,515,172	658	\$336,481	\$147,320	\$192,756
LOS RIOS	AMERICAN RIVER COLLEGE	\$2,132,238	1,145	\$293,437	\$287,714	\$0
LOS RIOS	COSUMNES RIVER COLLEGE	\$1,467,550	679	\$776,163	\$136,409	\$70,000

District	College	2022-23 EOPS Allocation	EOPS Student Cap*	EOPS District Required Match	EOPS Textbook Expenditure Requirement	EOPS Category C Obligation
LOS RIOS	FOLSOM LAKE COLLEGE	\$759,673	319	\$127,282	\$30,947	\$188,886
LOS RIOS	SACRAMENTO CITY COLLEGE	\$2,251,197	1,022	\$236,834	\$246,351	\$0
MARIN	COLLEGE OF MARIN	\$808,340	303	\$323,221	\$51,737	\$136,462
MENDOCINO-LAKE	MENDOCINO COLLEGE	\$1,031,286	437	\$113,541	\$17,375	\$141,699
MERCED	MERCED COLLEGE	\$2,057,381	1,016	\$245,288	\$193,326	\$116,006
MIRA COSTA	MIRA COSTA COLLEGE	\$1,343,910	556	\$318,595	\$113,783	\$79,447
MONTEREY	MONTEREY PENINSULA COLLEGE	\$1,148,400	543	\$346,930	\$101,614	\$39,400
MT. SAN ANTONIO	MT. SAN ANTONIO COLLEGE	\$2,307,419	1,384	\$681,777	\$127,988	\$1,004,151
MT. SAN JACINTO	MT. SAN JACINTO COLLEGE	\$993,510	415	\$128,373	\$111,355	\$39,669
NAPA VALLEY	NAPA VALLEY COLLEGE	\$945,694	270	\$700,936	\$36,826	\$46,470
NORTH ORANGE	CYPRESS COLLEGE	\$1,744,651	944	\$276,564	\$43,904	\$205,461
NORTH ORANGE	FULLERTON COLLEGE	\$2,608,901	1,330	\$488,988	\$191,504	\$0
OHLONE	OHLONE COLLEGE	\$702,928	289	\$120,443	\$60,745	\$84,250
PALO VERDE	PALO VERDE COLLEGE	\$948,077	627	\$296,110	\$44,028	\$0
PALOMAR	PALOMAR COLLEGE	\$1,354,788	626	\$344,840	\$142,599	\$98,710
PASADENA	PASADENA CITY COLLEGE	\$1,763,842	899	\$178,566	\$183,362	\$115,238
PERALTA	BERKELEY CITY COLLEGE	\$516,926	176	\$154,831	\$42,968	\$35,500

District	College	2022-23 EOPS Allocation	EOPS Student Cap*	EOPS District Required Match	EOPS Textbook Expenditure Requirement	EOPS Category C Obligation
PERALTA	COLLEGE OF ALAMEDA	\$941,029	375	\$138,595	\$74,028	\$77,323
PERALTA	LANEY COLLEGE	\$1,356,547	629	\$266,303	\$156,819	\$308,192
PERALTA	MERRITT COLLEGE	\$842,357	321	\$152,905	\$103,597	\$138,941
RANCHO SANTIAGO	SANTA ANA COLLEGE	\$2,160,193	937	\$482,196	\$199,016	\$344,225
RANCHO SANTIAGO	SANTIAGO CANYON COLLEGE	\$933,749	292	\$300,450	\$12,566	\$100,500
REDWOODS	COLLEGE OF THE REDWOODS	\$1,161,681	505	\$152,632	\$184,684	\$210,875
RIO HONDO	RIO HONDO COLLEGE	\$2,831,928	1,200	\$331,976	\$146,517	\$535,651
RIVERSIDE	MORENO VALLEY COLLEGE	\$1,113,412	569	\$112,719	\$20,591	\$139,359
RIVERSIDE	NORCO COLLEGE	\$870,073	363	\$154,819	\$20,780	\$0
RIVERSIDE	RIVERSIDE COMMUNITY COLLEGE	\$1,589,948	1,187	\$233,221	\$52,910	\$0
SAN BERNARDINO	CRAFTON HILLS COLLEGE	\$945,083	389	\$118,853	\$78,524	\$56,500
SAN BERNARDINO	SAN BERNARDINO VALLEY COLLEGE	\$1,569,708	628	\$165,593	\$119,964	\$0
SAN DIEGO	SAN DIEGO CITY COLLEGE	\$2,105,750	1,053	\$288,704	\$58,836	\$244,785
SAN DIEGO	SAN DIEGO MESA COLLEGE	\$1,473,438	781	\$202,633	\$38,356	\$62,650
SAN DIEGO	SAN DIEGO MIRAMAR COLLEGE	\$998,290	503	\$138,688	\$22,143	\$143,149
SAN FRANCISCO	CITY COLLEGE OF SAN FRANCISCO	\$2,405,829	1,196	\$533,235	\$294,920	\$166,500

District	College	2022-23 EOPS Allocation	EOPS Student Cap*	EOPS District Required Match	EOPS Textbook Expenditure Requirement	EOPS Category C Obligation
SAN JOAQUIN DELTA	SAN JOAQUIN DELTA COLLEGE	\$2,225,655	1,134	\$393,959	\$272,408	\$242,250
SAN JOSE-EVERGREEN	EVERGREEN VALLEY COLLEGE	\$1,090,006	386	\$171,231	\$42,865	\$95,000
SAN JOSE-EVERGREEN	SAN JOSE CITY COLLEGE	\$1,592,155	720	\$316,838	\$58,495	\$0
SAN LUIS OBISPO	CUESTA COLLEGE	\$783,992	274	\$192,995	\$57,336	\$157,830
SAN MATEO	CAÑADA COLLEGE	\$676,241	253	\$151,896	\$68,785	\$6,835
SAN MATEO	COLLEGE OF SAN MATEO	\$898,071	361	\$176,810	\$66,531	\$31,850
SAN MATEO	SKYLINE COLLEGE	\$661,585	203	\$219,252	\$102,792	\$48,010
SANTA BARBARA	SANTA BARBARA CITY COLLEGE	\$2,033,776	860	\$407,100	\$62,268	\$0
SANTA CLARITA	COLLEGE OF THE CANYONS	\$873,996	387	\$217,271	\$51,824	\$140,062
SANTA MONICA	SANTA MONICA COLLEGE	\$1,471,192	572	\$207,124	\$157,384	\$0
SEQUOIAS	COLLEGE OF THE SEQUOIAS	\$2,137,830	1,222	\$216,428	\$66,336	\$446,298
SHASTA-TEHAMA-TRINITY	SHASTA COLLEGE	\$1,644,357	855	\$172,261	\$230,439	\$355,793
SIERRA	SIERRA COLLEGE	\$1,702,806	771	\$498,677	\$78,978	\$525,710
SISKIYOU	COLLEGE OF THE SISKIYOU	\$615,870	146	\$257,549	\$66,277	\$103,799
SOLANO	SOLANO COMMUNITY COLLEGE	\$669,634	218	\$142,728	\$28,080	\$186,100
SONOMA	SANTA ROSA JUNIOR COLLEGE	\$1,465,236	741	\$433,605	\$84,862	\$68,247
SOUTH ORANGE	IRVINE VALLEY COLLEGE	\$1,570,274	715	\$392,057	\$94,637	\$309,045

District	College	2022-23 EOPS Allocation	EOPS Student Cap*	EOPS District Required Match	EOPS Textbook Expenditure Requirement	EOPS Category C Obligation
SOUTH ORANGE	SADDLEBACK COLLEGE	\$1,191,692	503	\$332,603	\$56,904	\$199,657
SOUTHWESTERN	SOUTHWESTERN COLLEGE	\$3,567,848	2,132	\$978,679	\$325,873	\$9,679
STATE CENTER	CLOVIS COMMUNITY COLLEGE	\$731,877	437	\$74,093	\$0	\$68,500
STATE CENTER	FRESNO CITY COLLEGE	\$3,637,522	2,162	\$506,249	\$177,587	\$846,112
STATE CENTER	MADERA COLLEGE	\$639,220	270	\$72,711	\$0	\$0
STATE CENTER	REEDLEY COLLEGE	\$1,730,394	702	\$236,954	\$45,800	\$239,490
VENTURA	MOORPARK COLLEGE	\$1,037,454	434	\$235,278	\$41,787	\$259,950
VENTURA	OXNARD COLLEGE	\$1,609,022	705	\$184,945	\$77,344	\$197,015
VENTURA	VENTURA COLLEGE	\$1,145,559	478	\$186,575	\$31,970	\$257,625
VICTOR VALLEY	VICTOR VALLEY COLLEGE	\$2,206,728	1,135	\$306,990	\$109,631	\$0
WEST HILLS	WEST HILLS COLLEGE COALINGA	\$698,767	243	\$199,787	\$16,854	\$67,998
WEST HILLS	WEST HILLS COLLEGE LEMOORE	\$704,072	367	\$140,535	\$9,779	\$124,600
WEST KERN	TAFT COLLEGE	\$701,514	250	\$100,857	\$30,720	\$32,435
WEST VALLEY-MISSION	MISSION COLLEGE	\$925,290	377	\$411,472	\$34,805	\$283,375
WEST VALLEY-MISSION	WEST VALLEY COLLEGE	\$882,393	368	\$312,330	\$46,904	\$141,750
YOSEMITE	COLUMBIA COLLEGE	\$612,703	191	\$142,112	\$50,430	\$27,649

District	College	2022-23 EOPS Allocation	EOPS Student Cap*	EOPS District Required Match	EOPS Textbook Expenditure Requirement	EOPS Category C Obligation
YOSEMITE	MODESTO COLLEGE	\$2,255,588	1,195	\$345,245	\$138,696	\$348,994
YUBA	WOODLAND COMMUNITY COLLEGE	\$990,716	433	\$122,435	\$16,158	\$209,150
YUBA	YUBA COLLEGE	\$1,554,560	627	\$368,463	\$82,861	\$323,400

*The EOPS Student Cap is a data point used to measure program growth for allocation purposes. Colleges who serve more students than this number will be eligible for growth funds in 2024-25; there is no obligation to meet or exceed this cap

FINANCIAL AID TECHNOLOGY

Total Allocation

\$5,000,000

2022-23 Funding Formula

Each college (except State Center District colleges) allocation reflects an approximate 0.05% reduction from the 2020-21 funding level.

2022-23 Spending Guidelines

These funds may be used to support technology advancements and innovations that enable more efficient processing of state and federal financial aid. Non-allowable expenses include direct aid to students, student stipends, or the cost associated with the delivery of courses.

Reporting Guidelines

Annual final expenditure reporting is required through Student Services Automated Reporting for Community Colleges (SSARCC).

Contact

For questions, please contact Santiago Morales at smorales@cccco.edu.

2022-23 Financial Aid Technology Allocation Table

District	College	Allocation
ALLAN HANCOCK	ALLAN HANCOCK COLLEGE	\$49,295
ANTELOPE VALLEY	ANTELOPE VALLEY COLLEGE	\$51,310
BARSTOW	BARSTOW COLLEGE	\$41,083
BUTTE	BUTTE COLLEGE	\$47,442
CABRILLO	CABRILLO COLLEGE	\$49,899
CERRITOS	CERRITOS COLLEGE	\$60,483
CHABOT-LAS POSITAS	CHABOT COLLEGE	\$41,761
CHABOT-LAS POSITAS	LAS POSITAS COLLEGE	\$35,547
CHAFFEY	CHAFFEY COLLEGE	\$60,293
CITRUS	CITRUS COLLEGE	\$51,715
COAST	COASTLINE COMMUNITY COLLEGE	\$37,744
COAST	GOLDEN WEST COLLEGE	\$35,970
COAST	ORANGE COAST COLLEGE	\$42,109
COMPTON	COMPTON COLLEGE	\$46,184
CONTRA COSTA	CONTRA COSTA COLLEGE	\$30,932
CONTRA COSTA	DIABLO VALLEY COLLEGE	\$45,444

District	College	Allocation
CONTRA COSTA	LOS MEDANOS COLLEGE	\$32,369
COPPER MOUNTAIN	COPPER MOUNTAIN COLLEGE	\$39,317
DESERT	COLLEGE OF THE DESERT	\$47,936
EL CAMINO	EL CAMINO COLLEGE	\$63,172
FEATHER RIVER	FEATHER RIVER COLLEGE	\$40,245
FOOTHILL-DEANZA	DE ANZA COLLEGE	\$48,265
FOOTHILL-DEANZA	FOOTHILL COLLEGE	\$50,336
GAVILAN	GAVILAN COLLEGE	\$44,286
GLENDALE	GLENDALE COMMUNITY COLLEGE	\$52,290
GROSSMONT-CUYAMACA	CUYAMACA COLLEGE	\$36,167
GROSSMONT-CUYAMACA	GROSSMONT COLLEGE	\$44,646
HARTNELL	HARTNELL COLLEGE	\$51,098
IMPERIAL	IMPERIAL VALLEY COLLEGE	\$45,338
KERN	BAKERSFIELD COLLEGE	\$50,310
KERN	CERRO COSO COMMUNITY COLLEGE	\$29,758
KERN	PORTERVILLE COLLEGE	\$26,324
LAKE TAHOE	LAKE TAHOE COMMUNITY COLLEGE	\$43,308

District	College	Allocation
LASSEN	LASSEN COLLEGE	\$41,307
LONG BEACH	LONG BEACH CITY COLLEGE	\$62,676
LOS ANGELES	EAST LOS ANGELES COLLEGE	\$58,678
LOS ANGELES	LOS ANGELES CITY COLLEGE	\$36,073
LOS ANGELES	LOS ANGELES HARBOR COLLEGE	\$26,247
LOS ANGELES	LOS ANGELES MISSION COLLEGE	\$29,815
LOS ANGELES	LOS ANGELES PIERCE COLLEGE	\$37,866
LOS ANGELES	LOS ANGELES SOUTHWEST COLLEGE	\$24,619
LOS ANGELES	LOS ANGELES VALLEY COLLEGE	\$36,618
LOS ANGELES	WEST LOS ANGELES COLLEGE	\$34,530
LOS ANGELES	LOS ANGELES TRADE-TECH COLLEGE	\$33,026
LOS RIOS	COSUMNES RIVER COLLEGE	\$36,359
LOS RIOS	FOLSOM LAKE COLLEGE	\$30,091
LOS RIOS	SACRAMENTO CITY COLLEGE	\$44,350
LOS RIOS	AMERICAN RIVER COLLEGE	\$54,937
MARIN	COLLEGE OF MARIN	\$43,556
MENDOCINO-LAKE	MENDOCINO COLLEGE	\$42,539

District	College	Allocation
MERCED	MERCED COLLEGE	\$49,068
MIRA COSTA	MIRA COSTA COLLEGE	\$52,330
MONTEREY	MONTEREY PENINSULA COLLEGE	\$46,909
MT. SAN ANTONIO	MT. SAN ANTONIO COLLEGE	\$66,993
MT. SAN JACINTO	MT. SAN JACINTO COLLEGE	\$53,704
NAPA VALLEY	NAPA VALLEY COLLEGE	\$43,271
NORTH ORANGE	CYPRESS COLLEGE	\$42,310
NORTH ORANGE	FULLERTON COLLEGE	\$49,580
OHLONE	OHLONE COLLEGE	\$50,094
PALO VERDE	PALO VERDE COLLEGE	\$42,597
PALOMAR	PALOMAR COLLEGE	\$63,980
PASADENA	PASADENA CITY COLLEGE	\$65,290
PERALTA	BERKELEY CITY COLLEGE	\$28,680
PERALTA	COLLEGE OF ALAMEDA	\$28,475
PERALTA	LANEY COLLEGE	\$33,845
PERALTA	MERRITT COLLEGE	\$29,707
RANCHO SANTIAGO	SANTA ANA COLLEGE	\$59,495

District	College	Allocation
RANCHO SANTIAGO	SANTIAGO CANYON COLLEGE	\$38,780
REDWOODS	COLLEGE OF THE REDWOODS	\$42,232
RIO HONDO	RIO HONDO COLLEGE	\$60,816
RIVERSIDE	MORENO VALLEY COLLEGE	\$34,407
RIVERSIDE	NORCO COLLEGE	\$34,027
RIVERSIDE	RIVERSIDE COMMUNITY COLLEGE	\$44,810
SAN BERNARDINO	CRAFTON HILLS COLLEGE	\$33,036
SAN BERNARDINO	SAN BERNARDINO VALLEY COLLEGE	\$40,725
SAN DIEGO	SAN DIEGO CITY COLLEGE	\$40,053
SAN DIEGO	SAN DIEGO MESA COLLEGE	\$48,989
SAN DIEGO	SAN DIEGO MIRAMAR COLLEGE	\$41,972
SAN FRANCISCO	CITY COLLEGE OF SAN FRANCISCO	\$67,768
SAN JOAQUIN DELTA	SAN JOAQUIN DELTA COLLEGE	\$54,708
SAN JOSE-EVERGREEN	EVERGREEN VALLEY COLLEGE	\$37,713
SAN JOSE-EVERGREEN	SAN JOSE CITY COLLEGE	\$37,412
SAN LUIS OBISPO	CUESTA COLLEGE	\$49,271
SAN MATEO	CAÑADA COLLEGE	\$30,240

District	College	Allocation
SAN MATEO	COLLEGE OF SAN MATEO	\$33,036
SAN MATEO	SKYLINE COLLEGE	\$33,969
SANTA BARBARA	SANTA BARBARA CITY COLLEGE	\$53,998
SANTA CLARITA	COLLEGE OF THE CANYONS	\$64,152
SANTA MONICA	SANTA MONICA COLLEGE	\$68,134
SEQUOIAS	COLLEGE OF THE SEQUOIAS	\$49,348
SHASTA-TEHAMA- TRINITY	SHASTA COLLEGE	\$47,472
SIERRA	SIERRA COLLEGE	\$57,026
SISKIYOU	COLLEGE OF THE SISKIYOU	\$39,859
SOLANO	SOLANO COMMUNITY COLLEGE	\$48,247
SONOMA	SANTA ROSA JUNIOR COLLEGE	\$59,584
SOUTH ORANGE	IRVINE VALLEY COLLEGE	\$41,177
SOUTH ORANGE	SADDLEBACK COLLEGE	\$51,476
SOUTHWESTERN	SOUTHWESTERN COLLEGE	\$56,616
STATE CENTER	CLOVIS COMMUNITY COLLEGE	\$29,815
STATE CENTER	FRESNO CITY COLLEGE	\$48,645

District	College	Allocation
STATE CENTER	MADERA COLLEGE	\$25,599
STATE CENTER	REEDLEY COLLEGE	\$28,594
VENTURA	MOORPARK COLLEGE	\$38,122
VENTURA	OXNARD COLLEGE	\$30,676
VENTURA	VENTURA COLLEGE	\$36,618
VICTOR VALLEY	VICTOR VALLEY COLLEGE	\$50,018
WEST HILLS	WEST HILLS COLLEGE COALINGA	\$31,122
WEST HILLS	WEST HILLS COLLEGE LEMOORE	\$31,150
WEST KERN	TAFT COLLEGE	\$47,165
WEST VALLEY-MISSION	MISSION COLLEGE	\$35,985
WEST VALLEY-MISSION	WEST VALLEY COLLEGE	\$35,839
YOSEMITE	COLUMBIA COLLEGE	\$28,765
YOSEMITE	MODESTO COLLEGE	\$45,133
YUBA	WOODLAND COMMUNITY COLLEGE	\$30,794
YUBA	YUBA COLLEGE	\$32,916

FOSTER AND KINSHIP CARE EDUCATION (FKCE)

Total Allocation

\$9,409,886

2022-23 Funding Formula

The funding formula remains unchanged; it uses prior-prior fiscal year unduplicated participant data. There is a 93% guarantee awarded when the formula calculated allocation is lesser than the prior fiscal year allocation.

2022-23 Spending Guidelines

Program funds are exclusively for participant education as established in the California Department of Social Services Resource Family Approval program and as specified by the chancellor.

Required Reporting

Future allocations may be affected for failure to submit required reports by the due date.

Participant and expenditures reports are due 60 days after the end of the fiscal year.

Contact

For questions, please contact Rina Rojas at rrojas@cccco.edu.

2022-23 Foster and Kinship Care Education (FKCE) Allocation Table

District	College Name	State Allocation	Federal Match	Regional Coordination	Total Allocation
ALLAN HANCOCK	ALLAN HANCOCK COLLEGE	\$61,453	\$31,354	\$0	\$92,807
ANTELOPE VALLEY	ANTELOPE VALLEY COLLEGE	\$85,819	\$43,786	\$0	\$129,605
BARSTOW	BARSTOW COLLEGE	\$104,199	\$53,165	\$0	\$157,364
BUTTE	BUTTE COLLEGE	\$210,376	\$107,337	\$0	\$317,713
CERRITOS	CERRITOS COLLEGE	\$142,391	\$72,651	\$0	\$215,042
CHABOT-LAS POSITAS	CHABOT COLLEGE	\$72,776	\$37,131	\$6,000	\$115,907
CITRUS	CITRUS COLLEGE	\$202,316	\$103,225	\$0	\$305,541
COMPTON	COMPTON COLLEGE	\$64,896	\$33,111	\$0	\$98,007
CONTRA COSTA	CONTRA COSTA COLLEGE	\$43,102	\$21,992	\$0	\$65,094
CONTRA COSTA	DIABLO VALLEY COLLEGE	\$91,853	\$46,865	\$0	\$138,718
CONTRA COSTA	LOS MEDANOS COLLEGE	\$83,843	\$42,779	\$0	\$126,622
EL CAMINO	EL CAMINO COLLEGE	\$69,148	\$35,281	\$0	\$104,429
GROSSMONT-CUYAMACA	GROSSMONT COLLEGE	\$671,821	\$342,776	\$6,000	\$1,020,597
HARTNELL	HARTNELL COLLEGE	\$182,006	\$92,863	\$6,000	\$280,869
IMPERIAL	IMPERIAL VALLEY COLLEGE	\$35,165	\$17,942	\$0	\$53,107

District	College Name	State Allocation	Federal Match	Regional Coordination	Total Allocation
KERN	BAKERSFIELD COLLEGE	\$318,137	\$162,319	\$0	\$480,456
LAKE TAHOE	LAKE TAHOE COMMUNITY COLLEGE	\$66,363	\$33,859	\$0	\$100,222
LONG BEACH	LONG BEACH CITY COLLEGE	\$170,405	\$86,944	\$0	\$257,349
LOS ANGELES	EAST LOS ANGELES COLLEGE	\$68,877	\$35,142	\$0	\$104,019
LOS ANGELES	LOS ANGELES CITY COLLEGE	\$96,499	\$49,236	\$0	\$145,735
LOS ANGELES	LOS ANGELES HARBOR COLLEGE	\$96,590	\$49,282	\$0	\$145,872
LOS ANGELES	LOS ANGELES MISSION COLLEGE	\$84,550	\$43,139	\$80,000	\$207,689
LOS ANGELES	LOS ANGELES PIERCE COLLEGE	\$56,954	\$29,059	\$0	\$86,013
LOS ANGELES	LOS ANGELES SOUTHWEST COLLEGE	\$67,765	\$34,575	\$0	\$102,340
LOS ANGELES	LOS ANGELES TRADE-TECH COLLEGE	\$105,378	\$53,766	\$0	\$159,144
LOS ANGELES	WEST LOS ANGELES COLLEGE	\$85,049	\$43,394	\$0	\$128,443
LOS RIOS	AMERICAN RIVER COLLEGE	\$157,028	\$80,118	\$0	\$237,146
LOS RIOS	FOLSOM LAKE COLLEGE	\$47,246	\$24,106	\$6,000	\$77,352

District	College Name	State Allocation	Federal Match	Regional Coordination	Total Allocation
MARIN	COLLEGE OF MARIN	\$44,699	\$22,806	\$0	\$67,505
PASADENA	PASADENA CITY COLLEGE	\$72,084	\$36,778	\$0	\$108,862
REDWOODS	COLLEGE OF THE REDWOODS	\$133,011	\$67,865	\$0	\$200,876
RIO HONDO	RIO HONDO COLLEGE	\$106,269	\$54,220	\$0	\$160,489
RIVERSIDE	RIVERSIDE COMMUNITY COLLEGE	\$60,181	\$30,706	\$0	\$90,887
SAN BERNARDINO	SAN BERNARDINO VALLEY COLLEGE	\$79,316	\$40,469	\$0	\$119,785
SAN FRANCISCO	CITY COLLEGE OF SAN FRANCISCO	\$36,357	\$18,550	\$0	\$54,907
SAN JOAQUIN DELTA	SAN JOAQUIN DELTA COLLEGE	\$187,268	\$95,547	\$0	\$282,815
SAN LUIS OBISPO	CUESTA COLLEGE	\$185,813	\$94,805	\$6,000	\$286,618
SAN MATEO	CAÑADA COLLEGE	\$50,317	\$25,672	\$0	\$75,989
SANTA BARBARA	SANTA BARBARA CITY COLLEGE	\$62,755	\$32,019	\$0	\$94,774
SANTA CLARITA	COLLEGE OF THE CANYONS	\$52,663	\$26,870	\$0	\$79,533
SEQUOIAS	COLLEGE OF THE SEQUOIAS	\$147,600	\$75,308	\$0	\$222,908

District	College Name	State Allocation	Federal Match	Regional Coordination	Total Allocation
SHASTA-TEHAMA-TRINITY	SHASTA COLLEGE	\$127,793	\$65,203	\$0	\$192,996
SIERRA	SIERRA COLLEGE	\$87,679	\$44,736	\$0	\$132,415
SISKIYOU	COLLEGE OF THE SISKIYOU	\$53,593	\$27,344	\$0	\$80,937
SOLANO	SOLANO COMMUNITY COLLEGE	\$156,951	\$80,079	\$0	\$237,030
SOUTH ORANGE	SADDLEBACK COLLEGE	\$344,549	\$175,796	\$0	\$520,345
STATE CENTER	FRESNO CITY COLLEGE	\$127,097	\$64,847	\$0	\$191,944
VENTURA	OXNARD COLLEGE	\$80,402	\$41,023	\$0	\$121,425
VENTURA	VENTURA COLLEGE	\$104,574	\$53,355	\$0	\$157,929
YOSEMITE	COLUMBIA COLLEGE	\$48,974	\$24,987	\$0	\$73,961
YOSEMITE	MODESTO COLLEGE	\$52,282	\$26,676	\$0	\$78,958
YUBA	WOODLAND COMMUNITY COLLEGE	\$126,243	\$64,412	\$6,000	\$196,655
YUBA	YUBA COLLEGE	\$83,525	\$42,616	\$0	\$126,141

FULL-TIME FACULTY HIRING FUNDS

Program Contact

Rafael Artiga, rartiga@cccco.edu, (916) 323-6899

Fiscal Standards and Accountability Unit, fiscalstandards@cccco.edu

Fund Type

General Fund, Unrestricted, Ongoing

Revenue Control Account

State Revenue, 8690 Other State Revenues

Allowable Expenditures

Full-time faculty hiring funds are provided to districts to hire new full-time faculty in order to increase districts' percentage of full-time faculty toward meeting the 75% full-time faculty goal. Once new faculty are hired, the full-time faculty hiring funds continue to support ongoing salaries and benefits for those faculty.

Allocation of Funds

The initial allocation is calculated proportionally based on reported resident credit FTES at the time funds are provided in the Budget Act. Once the initial allocation is set, it remains the same amount in subsequent years. The 2021 Budget Act provided \$100 million, and the 2018 Budget Act provided \$50 million for a total ongoing allocation of \$150 million.

Reporting Requirements

Districts report their full-time equivalent faculty and percentage of full-time faculty on the *Faculty Obligation Number (FON) Compliance Report* due to the Chancellor's Office November 1 of each year. For more information on the FON and compliance reports, see the Chancellor's Office [Full-Time Faculty Obligation webpage](#).

Full-Time Faculty Hiring Funds

District	2021-22 Full-Time Faculty Hiring Funds	2018-19 Full-Time Faculty Hiring Funds	Total Full-Time Faculty Hiring Funds Allocation
Allan Hancock	\$792,467	\$379,934	\$1,172,401
Antelope Valley	1,010,357	471,536	1,481,893
Barstow	209,024	104,406	313,430
Butte	1,015,754	461,204	1,476,958
Cabrillo	1,052,122	397,252	1,449,374
Cerritos	1,688,546	746,202	2,434,748
Chabot-Las Positas	1,688,084	836,790	2,524,874
Chaffey	1,207,221	649,702	1,856,923
Citrus	1,106,076	533,632	1,639,708
Coast	2,627,652	1,449,179	4,076,831
Compton	660,948	265,630	926,578
Contra Costa	2,682,827	1,306,690	3,989,517
Copper Mt.	141,501	67,610	209,111
Desert	868,112	450,405	1,318,517
El Camino	1,671,656	872,500	2,544,156
Feather River	181,006	72,790	253,796
Foothill-DeAnza	2,634,773	1,087,522	3,722,295
Gavilan	392,067	209,041	601,108
Glendale	1,173,639	619,873	1,793,512
Grossmont-Cuyamaca	1,583,625	763,126	2,346,751

District	2021-22 Full-Time Faculty Hiring Funds	2018-19 Full-Time Faculty Hiring Funds	Total Full-Time Faculty Hiring Funds Allocation
Hartnell	769,198	326,873	1,096,071
Imperial	683,151	328,811	1,011,962
Kern	2,487,651	1,001,192	3,488,843
Lake Tahoe	198,601	74,571	273,172
Lassen	140,323	60,296	200,619
Long Beach	2,096,706	839,358	2,936,064
Los Angeles	8,924,395	4,443,839	13,368,234
Los Rios	5,017,282	1,968,305	6,985,587
Marin	326,758	165,436	492,194
Mendocino-Lake	203,330	109,098	312,428
Merced	827,020	410,977	1,237,997
Mira Costa	991,232	490,115	1,481,347
Monterey Peninsula	551,141	278,689	829,830
Mt. San Antonio	2,632,656	1,453,372	4,086,028
Mt. San Jacinto	1,186,741	479,938	1,666,679
Napa Valley	455,100	229,826	684,926
North Orange County	-	1,441,228	1,441,228
Ohlone	829,256	303,530	1,132,786
Palo Verde	213,799	96,198	309,997
Palomar	1,599,874	850,561	2,450,435
Pasadena Area	2,313,267	1,065,528	3,378,795

District	2021-22 Full-Time Faculty Hiring Funds	2018-19 Full-Time Faculty Hiring Funds	Total Full-Time Faculty Hiring Funds Allocation
Peralta	1,435,903	835,143	2,271,046
Rancho Santiago	2,020,503	1,304,941	3,325,444
Redwoods	294,015	162,035	456,050
Rio Hondo	1,264,125	589,666	1,853,791
Riverside	3,027,473	1,356,306	4,383,779
San Bernardino	1,618,767	679,783	2,298,550
San Diego	3,025,628	1,922,450	4,948,078
San Francisco	1,369,260	990,906	2,360,166
San Joaquin Delta	1,612,084	706,249	2,318,333
San Jose-Evergreen	1,109,639	529,156	1,638,795
San Luis Obispo	763,862	374,535	1,138,397
San Mateo	1,576,616	698,364	2,274,980
Santa Barbara	1,180,838	552,807	1,733,645
Santa Clarita	1,581,127	742,433	2,323,560
Santa Monica	2,117,714	827,456	2,945,170
Sequoias	1,042,271	459,162	1,501,433
Shasta-Tehama-Trinity	718,695	277,951	996,646
Sierra	1,424,829	676,433	2,101,262
Siskiyou	120,796	108,998	229,794
Solano	720,601	354,764	1,075,365
Sonoma County	1,800,352	863,978	2,664,330

District	2021-22 Full-Time Faculty Hiring Funds	2018-19 Full-Time Faculty Hiring Funds	Total Full-Time Faculty Hiring Funds Allocation
South Orange	2,549,136	1,198,207	3,747,343
Southwestern	1,365,542	591,549	1,957,091
State Center	2,988,515	1,402,208	4,390,723
Ventura	2,595,512	1,184,531	3,780,043
Victor Valley	845,005	428,205	1,273,210
West Hills	531,358	255,406	786,764
West Kern	228,530	125,708	354,238
West Valley-Mission	-	562,882	562,882
Yosemite	1,520,909	736,290	2,257,199
Yuba	715,457	338,733	1,054,190
Statewide Total	\$100,000,000	\$50,000,000	\$150,000,000

HOMELESS AND HOUSING INSECURITY PILOT PROGRAM

Total Allocation

\$9,000,000

2022-23 Funding Formula

College level allocation amounts remain the same from the 2021-22 funding level.

2022-23 Spending Guidelines

These funds are to provide services and resources to homeless students or to students at significant risk of becoming homeless. Services include, but are not limited to academic support, housing identification and placement services, rent and move in assistance and case management services. Additional information regarding allowable services can be found in [Assembly Bill 76](#).

Required Reporting

Future allocations may be affected for failure to submit required reports by the due date.

Contact

For questions, please contact Colleen Ganley at cganley@cccco.edu.

2022-23 Homeless and Housing Insecurity Pilot Program Allocation Table

District	College Name	Amount
ANTELOPE VALLEY	ANTELOPE VALLEY COLLEGE	\$700,000
BARSTOW	BARSTOW COLLEGE	\$500,000
BUTTE	BUTTE COLLEGE	\$700,000
CERRITOS	CERRITOS COLLEGE	\$700,000
GAVILAN	GAVILAN COLLEGE	\$500,000
IMPERIAL	IMPERIAL VALLEY COLLEGE	\$600,000
LONG BEACH	LONG BEACH CITY COLLEGE	\$700,000
LOS ANGELES	LOS ANGELES SOUTHWEST COLLEGE	\$700,000
REDWOODS	COLLEGE OF THE REDWOODS	\$500,000
RIVERSIDE	RIVERSIDE CITY COLLEGE	\$700,000
SAN DIEGO	SAN DIEGO CITY COLLEGE	\$600,000
STATE CENTER	FRESNO CITY COLLEGE	\$700,000
VICTOR VALLEY	VICTOR VALLEY COLLEGE	\$700,000
YOSEMITE	MODESTO COLLEGE	\$700,000

MENTAL HEALTH PROGRAM

Total Allocation

\$30,000,000

2022-23 Funding Formula

The allocation funding formula includes a base amount of \$65,000 for every college. The remaining appropriation (\$22,525,000 in total) will be allocated to colleges based on the following:

- 75% of the remaining appropriation will be allocated based on total headcount; and
- 25% of the remaining appropriation will be allocated based on the number of students who received a Pell grant.

2022-23 Spending Guidelines

Mental health support services, includes but are not limited to:

- Engaging in student-centered design process to establish and strengthen structures to enable and streamline the delivery of holistic support for students across the continuum, including mental health promotion, prevention, crisis / acute treatment, post-acute care and recovery;
- Providing campus-based training to faculty, staff and students regarding early identification, intervention and referral of students with mental health needs;
- Ensuring students receive all applicable internal and external support services because of the close linkage between mental health and other social determinants of educational success;
- Establishing partnership(s) with local county behavioral health departments, subcontractors of county behavioral health departments or community based organizations, with the goal of establishing appropriate referral processes for students in need of clinically appropriate mental health supports;
- Leveraging other community-based mental health resources, where available.

Required Reporting

Future allocations may be affected for failure to submit required reports by the due date.

Contact

For questions, please contact Jackie Chacon at jchacon@cccco.edu.

Additional Resources

[California Community Colleges Health & Wellness Website](#)

2022-23 Mental Health Program Allocation Table

District	College	Allocation
ALLAN HANCOCK	ALLAN HANCOCK COLLEGE	\$235,000
ANTELOPE VALLEY	ANTELOPE VALLEY COLLEGE	\$269,117
BARSTOW	BARSTOW COLLEGE	\$116,872
BUTTE	BUTTE COLLEGE	\$216,639
CABRILLO	CABRILLO COLLEGE	\$216,731
CERRITOS	CERRITOS COLLEGE	\$435,295
CHABOT-LAS POSITAS	CHABOT COLLEGE	\$246,356
CHABOT-LAS POSITAS	LAS POSITAS COLLEGE	\$175,400
CHAFFEY	CHAFFEY COLLEGE	\$391,817
CITRUS	CITRUS COLLEGE	\$262,426
COAST	COASTLINE COMMUNITY COLLEGE	\$218,608
COAST	GOLDEN WEST COLLEGE	\$257,942
COAST	ORANGE COAST COLLEGE	\$325,088
COMPTON	COMPTON COLLEGE	\$141,522
CONTRA COSTA	CONTRA COSTA COLLEGE	\$159,916
CONTRA COSTA	DIABLO VALLEY COLLEGE	\$324,513

District	College	Allocation
CONTRA COSTA	LOS MEDANOS COLLEGE	\$190,957
COPPER MOUNTAIN	COPPER MOUNTAIN COLLEGE	\$98,146
DESERT	COLLEGE OF THE DESERT	\$242,026
EL CAMINO	EL CAMINO COLLEGE	\$410,564
FEATHER RIVER	FEATHER RIVER COLLEGE	\$89,246
FOOTHILL-DEANZA	DE ANZA COLLEGE	\$344,926
FOOTHILL-DEANZA	FOOTHILL COLLEGE	\$308,541
GAVILAN	GAVILAN COLLEGE	\$147,664
GLENDALE	GLENDALE COMMUNITY COLLEGE	\$310,322
GROSSMONT-CUYAMACA	CUYAMACA COLLEGE	\$203,538
GROSSMONT-CUYAMACA	GROSSMONT COLLEGE	\$287,547
HARTNELL	HARTNELL COLLEGE	\$197,746
IMPERIAL	IMPERIAL VALLEY COLLEGE	\$208,462
KERN	BAKERSFIELD COLLEGE	\$477,845
KERN	CERRO COSO COMMUNITY COLLEGE	\$139,110
KERN	PORTERVILLE COLLEGE	\$133,432
LAKE TAHOE	LAKE TAHOE COMMUNITY COLLEGE	\$119,604

District	College	Allocation
LASSEN	LASSEN COLLEGE	\$91,841
LONG BEACH	LONG BEACH CITY COLLEGE	\$479,479
LOS ANGELES	EAST LOS ANGELES COLLEGE	\$597,871
LOS ANGELES	LOS ANGELES CITY COLLEGE	\$353,009
LOS ANGELES	LOS ANGELES HARBOR COLLEGE	\$193,981
LOS ANGELES	LOS ANGELES MISSION COLLEGE	\$223,976
LOS ANGELES	LOS ANGELES PIERCE COLLEGE	\$354,192
LOS ANGELES	LOS ANGELES SOUTHWEST COLLEGE	\$172,312
LOS ANGELES	LOS ANGELES TRADE-TECH COLLEGE	\$275,167
LOS ANGELES	LOS ANGELES VALLEY COLLEGE	\$335,488
LOS ANGELES	WEST LOS ANGELES COLLEGE	\$272,359
LOS RIOS	AMERICAN RIVER COLLEGE	\$486,829
LOS RIOS	COSUMNES RIVER COLLEGE	\$308,242
LOS RIOS	FOLSOM LAKE COLLEGE	\$209,566
LOS RIOS	SACRAMENTO CITY COLLEGE	\$403,022
MARIN	COLLEGE OF MARIN	\$134,426
MENDOCINO-LAKE	MENDOCINO COLLEGE	\$123,835

District	College	Allocation
MERCED	MERCED COLLEGE	\$244,739
MIRA COSTA	MIRA COSTA COLLEGE	\$285,170
MONTEREY	MONTEREY PENINSULA COLLEGE	\$178,435
MT. SAN ANTONIO	MT. SAN ANTONIO COLLEGE	\$709,090
MT. SAN JACINTO	MT. SAN JACINTO COLLEGE	\$298,219
NAPA VALLEY	NAPA VALLEY COLLEGE	\$134,281
NORTH ORANGE	CYPRESS COLLEGE	\$304,094
NORTH ORANGE	FULLERTON COLLEGE	\$526,911
OHLONE	OHLONE COLLEGE	\$219,414
PALO VERDE	PALO VERDE COLLEGE	\$106,717
PALOMAR	PALOMAR COLLEGE	\$367,443
PASADENA	PASADENA CITY COLLEGE	\$485,198
PERALTA	BERKELEY CITY COLLEGE	\$167,288
PERALTA	COLLEGE OF ALAMEDA	\$156,281
PERALTA	LANEY COLLEGE	\$211,917
PERALTA	MERRITT COLLEGE	\$162,998
RANCHO SANTIAGO	SANTA ANA COLLEGE	\$504,069

District	College	Allocation
RANCHO SANTIAGO	SANTIAGO CANYON COLLEGE	\$299,877
REDWOODS	COLLEGE OF THE REDWOODS	\$133,675
RIO HONDO	RIO HONDO COLLEGE	\$315,413
RIVERSIDE	MORENO VALLEY COLLEGE	\$217,008
RIVERSIDE	NORCO COLLEGE	\$218,279
RIVERSIDE	RIVERSIDE COMMUNITY COLLEGE	\$411,748
SAN BERNARDINO	CRAFTON HILLS COLLEGE	\$145,227
SAN BERNARDINO	SAN BERNARDINO VALLEY COLLEGE	\$256,779
SAN DIEGO	SAN DIEGO CITY COLLEGE	\$431,052
SAN DIEGO	SAN DIEGO MESA COLLEGE	\$359,130
SAN DIEGO	SAN DIEGO MIRAMAR COLLEGE	\$271,086
SAN FRANCISCO	CITY COLLEGE OF SAN FRANCISCO	\$412,526
SAN JOAQUIN DELTA	SAN JOAQUIN DELTA COLLEGE	\$342,012
SAN JOSE-EVERGREEN	EVERGREEN VALLEY COLLEGE	\$211,125
SAN JOSE-EVERGREEN	SAN JOSE CITY COLLEGE	\$194,268
SAN LUIS OBISPO	CUESTA COLLEGE	\$216,453
SAN MATEO	CAÑADA COLLEGE	\$148,968

District	College	Allocation
SAN MATEO	COLLEGE OF SAN MATEO	\$180,156
SAN MATEO	SKYLINE COLLEGE	\$208,411
SANTA BARBARA	SANTA BARBARA CITY COLLEGE	\$275,629
SANTA CLARITA	COLLEGE OF THE CANYONS	\$392,361
SANTA MONICA	SANTA MONICA COLLEGE	\$479,342
SEQUOIAS	COLLEGE OF THE SEQUOIAS	\$268,339
SHASTA-TEHAMA-TRINITY	SHASTA COLLEGE	\$208,748
SIERRA	SIERRA COLLEGE	\$328,896
SISKIYOU	COLLEGE OF THE SISKIYOU	\$96,227
SOLANO	SOLANO COMMUNITY COLLEGE	\$194,750
SONOMA	SANTA ROSA JUNIOR COLLEGE	\$358,141
SOUTH ORANGE	IRVINE VALLEY COLLEGE	\$264,688
SOUTH ORANGE	SADDLEBACK COLLEGE	\$401,650
SOUTHWESTERN	SOUTHWESTERN COLLEGE	\$356,684
STATE CENTER	CLOVIS COMMUNITY COLLEGE	\$204,084
STATE CENTER	FRESNO CITY COLLEGE	\$449,311

District	College	Allocation
STATE CENTER	MADERA COLLEGE	\$130,414
STATE CENTER	REEDLEY COLLEGE	\$202,554
VENTURA	MOORPARK COLLEGE	\$274,509
VENTURA	OXNARD COLLEGE	\$193,578
VENTURA	VENTURA COLLEGE	\$253,697
VICTOR VALLEY	VICTOR VALLEY COLLEGE	\$252,676
WEST HILLS	WEST HILLS COLLEGE COALINGA	\$121,752
WEST HILLS	WEST HILLS COLLEGE LEMOORE	\$140,590
WEST KERN	TAFT COLLEGE	\$130,953
WEST VALLEY-MISSION	MISSION COLLEGE	\$173,472
WEST VALLEY-MISSION	WEST VALLEY COLLEGE	\$178,139
YOSEMITE	COLUMBIA COLLEGE	\$97,529
YOSEMITE	MODESTO COLLEGE	\$330,134
YUBA	WOODLAND COMMUNITY COLLEGE	\$126,960
YUBA	YUBA COLLEGE	\$160,223

NEXTUP

Total Allocation

\$50,000,000

2022-23 Funding Formula

College allocations include a base amount plus a per student cost of \$4,250 per student served. Based on the above formula, college allocations remain relatively consistent with the 2021-22 allocations with adjustments based on the number of students served at each college.

The annual NextUp budget allocation increased in the 2022-23 state budget and the Chancellor's Office will work with the legislature on distribution of the supplemental funds to expand the number of colleges offering the NextUp program. Additional information regarding NextUp expansion will be forthcoming.

2022-23 Spending Guidelines

These funds are to provide services to eligible, current and former foster youth. Services and resources can include, but are not limited to, outreach and recruitment services, counseling, book and supply grants, tutoring, independent living and financial literacy skills support, frequent in-person contact, career guidance, transfer counseling, childcare and transportation assistance, and referrals to health services, mental health services, housing assistance, and other related services. Additional information regarding services and expenditures can be found in [California Code of Regulations 56400-56416](#).

Required Reporting

Future allocations may be affected for failure to submit required reports by the due date.

Contact

For questions, please contact Colleen Ganley at cganley@cccco.edu.

Additional Resources

[NextUp Program California Community Colleges Vision Resource Center](#)

[CCC Vision Resource Center Account Creation / Login](#)

2022-23 NextUp Program Allocation Table

District	College Name	Amount
ALLAN HANCOCK	ALLAN HANCOCK COLLEGE	\$415,305
BUTTE	BUTTE COLLEGE	\$468,068
CHAFFEY	CHAFFEY COLLEGE	\$460,783
COAST	COASTLINE COMMUNITY COLLEGE	\$140,165
COAST	GOLDEN WEST COLLEGE	\$154,646
COAST	ORANGE COAST COLLEGE	\$415,305
GROSSMONT-CUYAMACA	CUYAMACA COLLEGE	\$234,292
GROSSMONT-CUYAMACA	GROSSMONT COLLEGE	\$570,635
KERN	BAKERSFIELD COLLEGE	\$856,294
KERN	CERRO COSO COMMUNITY COLLEGE	\$103,962
KERN	PORTERVILLE COLLEGE	\$118,443
LONG BEACH	LONG BEACH CITY COLLEGE	\$664,762
LOS ANGELES	EAST LOS ANGELES COLLEGE	\$421,749
LOS ANGELES	LOS ANGELES CITY COLLEGE	\$248,773
LOS ANGELES	LOS ANGELES HARBOR COLLEGE	\$437,027
LOS ANGELES	LOS ANGELES MISSION COLLEGE	\$415,305

District	College Name	Amount
LOS ANGELES	LOS ANGELES SOUTHWEST COLLEGE	\$359,088
LOS ANGELES	LOS ANGELES TRADE-TECH COLLEGE	\$592,357
LOS ANGELES	LOS ANGELES VALLEY COLLEGE	\$357,381
LOS ANGELES	WEST LOS ANGELES COLLEGE	\$350,141
LOS ANGELES	LOS ANGELES PIERCE COLLEGE	\$312,365
LOS RIOS	AMERICAN RIVER COLLEGE	\$465,989
LOS RIOS	COSUMNES RIVER COLLEGE	\$270,495
LOS RIOS	FOLSOM LAKE COLLEGE	\$190,849
LOS RIOS	SACRAMENTO CITY COLLEGE	\$563,395
MERCED	MERCED COLLEGE	\$563,395
PASADENA	PASADENA CITY COLLEGE	\$783,889
PERALTA	BERKELEY CITY COLLEGE	\$169,127
PERALTA	COLLEGE OF ALAMEDA	\$212,570
PERALTA	LANEY COLLEGE	\$335,659
PERALTA	MERRITT COLLEGE	\$248,773
RIVERSIDE	MORENO VALLEY COLLEGE	\$379,103
RIVERSIDE	NORCO COLLEGE	\$306,697

District	College Name	Amount
RIVERSIDE	RIVERSIDE COMMUNITY COLLEGE	\$950,421
SAN DIEGO	SAN DIEGO CITY COLLEGE	\$451,508
SAN DIEGO	SAN DIEGO MESA COLLEGE	\$350,841
SAN DIEGO	SAN DIEGO MIRAMAR COLLEGE	\$151,298
SEQUOIAS	COLLEGE OF THE SEQUOIAS	\$621,319
SHASTA-TEHAMA- TRINITY	SHASTA COLLEGE	\$657,522
SIERRA	SIERRA COLLEGE	\$635,800
SONOMA	SANTA ROSA JUNIOR COLLEGE	\$483,405
STATE CENTER	CLOVIS COMMUNITY COLLEGE	\$263,254
STATE CENTER	FRESNO CITY COLLEGE	\$921,459
STATE CENTER	MADERA COLLEGE	\$219,811
STATE CENTER	REEDLEY COLLEGE	\$350,140
VICTOR VALLEY	VICTOR VALLEY COLLEGE	\$1,156,435

PERKINS V: 1C-LOCAL ASSISTANCE ALLOCATIONS

Total Allocation

\$50,011,299

2022-23 Funding Formula

As required by Perkins V, states are required to allocate at least 85% of Perkins funds to eligible recipients by a formula allocation process. 10% of the funds are set-aside for leadership activities and 5% for administration. Funds are distributed to eligible local recipients' level based on their share of unduplicated headcount of disadvantaged students who are enrolled in CTE programs.

2022-23 Spending Guidelines

The Carl D. Perkins Career and Technical Education Act (Perkins Act) is the primary Federal law aimed at developing and supporting career and technical education (CTE) programs for secondary and postsecondary students. Districts must obligate all funds by June 30, 2023. In addition, under the Uniform Administrative Requirements, Cost Principles, and Audit Requirements for Federal Awards (Uniform Guidance) at 2 CFR § 200.344 (b), grantees must liquidate obligations within 60 days of the end of the funding period, unless an extension is approved by the State office. Each district is responsible for accounting for the expenditure of the one-year grant allocation. Federal Perkins V funds cannot be carried into the following fiscal year.

Required Reporting

Reporting Date	Fiscal Requirement
October 15, 2022	Quarterly Report Due
January 15, 2023	Quarterly Report Due
April 15, 2023	Quarterly Report Due
July 15, 2023	Quarterly Report Due
August 31, 2023	Final Report Due

Consolidated Annual Report (CAR) required to be submitted to the California Department of Education (CDE) by Perkins V program annually by December 15th.

Contact

For questions, please contact JeanClaude Mbomeda at jmbomeda@cccco.edu.

Additional Resources

[WEDD-Perkins Headcount Memo](#)

[Perkins V webpage](#)

[Core Indicator Performances](#)

[Datamart](#)

[Cal Pass Plus](#)

2022-23 Perkins V District Allocation Table

District	Allocation
ALLAN HANCOCK JOINT COMMUNITY COLLEGE DISTRICT	\$493,467
ANTELOPE VALLEY COMMUNITY COLLEGE DISTRICT	\$561,965
BARSTOW COMMUNITY COLLEGE DISTRICT	\$100,920
BUTTE-GLENN COMMUNITY COLLEGE DISTRICT	\$392,458
CABRILLO COMMUNITY COLLEGE DISTRICT	\$253,503
CERRITOS COMMUNITY COLLEGE DISTRICT	\$942,754
CHABOT-LAS POSITAS COMMUNITY COLLEGE DISTRICT	\$1,092,843
CHAFFEY COMMUNITY COLLEGE DISTRICT	\$753,562
CITRUS COMMUNITY COLLEGE DISTRICT	\$410,985
COAST COMMUNITY COLLEGE DISTRICT	\$1,417,961
COMPTON COMMUNITY COLLEGE DISTRICT	\$138,955
CONTRA COSTA COMMUNITY COLLEGE DISTRICT	\$1,309,648
COPPER MOUNTAIN COMMUNITY COLLEGE DISTRICT	\$57,720
DESERT COMMUNITY COLLEGE DISTRICT	\$562,677
EL CAMINO COMMUNITY COLLEGE DISTRICT	\$759,174
FEATHER RIVER COMMUNITY COLLEGE DISTRICT	\$77,049

District	Allocation
FOOTHILL-DEANZA COMMUNITY COLLEGE DISTRICT	\$933,134
GAVILAN JOINT COMMUNITY COLLEGE DISTRICT	\$136,104
GLENDALE COMMUNITY COLLEGE DISTRICT	\$496,852
GROSSMONT-CUYAMACA COMMUNITY COLLEGE DISTRICT	\$616,656
HARTNELL COMMUNITY COLLEGE DISTRICT	\$313,182
IMPERIAL COMMUNITY COLLEGE DISTRICT	\$341,062
KERN COMMUNITY COLLEGE DISTRICT	\$1,517,367
LAKE TAHOE COMMUNITY COLLEGE DISTRICT	\$79,899
LASSEN COMMUNITY COLLEGE DISTRICT	\$95,576
LONG BEACH COMMUNITY COLLEGE DISTRICT	\$980,610
LOS ANGELES COMMUNITY COLLEGE DISTRICT	\$4,387,939
LOS RIOS COMMUNITY COLLEGE DISTRICT	\$3,141,177
MARIN COMMUNITY COLLEGE DISTRICT	\$95,220
MENDOCINO-LAKE COMMUNITY COLLEGE DISTRICT	\$106,977
MERCED COMMUNITY COLLEGE DISTRICT	\$450,088
MIRACOSTA COMMUNITY COLLEGE DISTRICT	\$391,834
MONTEREY PENINSULA COMMUNITY COLLEGE DISTRICT	\$173,782

District	Allocation
MT. SAN ANTONIO COMMUNITY COLLEGE DISTRICT	\$1,214,696
MT. SAN JACINTO COMMUNITY COLLEGE DISTRICT	\$643,645
NAPA VALLEY COMMUNITY COLLEGE DISTRICT	\$156,591
NORTH ORANGE COUNTY COMMUNITY COLLEGE DISTRICT	\$1,857,895
OHLONE COMMUNITY COLLEGE DISTRICT	\$161,401
PALO VERDE COMMUNITY COLLEGE DISTRICT	\$130,582
PALOMAR COMMUNITY COLLEGE DISTRICT	\$646,406
PASADENA AREA COMMUNITY COLLEGE DISTRICT	\$1,067,813
PERALTA COMMUNITY COLLEGE DISTRICT	\$818,407
RANCHO SANTIAGO COMMUNITY COLLEGE DISTRICT	\$991,923
REDWOODS COMMUNITY COLLEGE DISTRICT	\$143,319
RIO HONDO COMMUNITY COLLEGE DISTRICT	\$642,933
RIVERSIDE COMMUNITY COLLEGE DISTRICT	\$1,419,297
SAN BERNARDINO COMMUNITY COLLEGE DISTRICT	\$659,144
SAN DIEGO COMMUNITY COLLEGE DISTRICT	\$1,553,086
SAN FRANCISCO COMMUNITY COLLEGE DISTRICT	\$735,747
SAN JOAQUIN DELTA COMMUNITY COLLEGE DISTRICT	\$852,701

District	Allocation
SAN JOSE-EVERGREEN COMMUNITY COLLEGE DISTRICT	\$443,408
SAN LUIS OBISPO COUNTY COMMUNITY COLLEGE DISTRICT	\$376,692
SAN MATEO COUNTY COMMUNITY COLLEGE DISTRICT	\$456,235
SANTA BARBARA COMMUNITY COLLEGE DISTRICT	\$669,120
SANTA CLARITA COMMUNITY COLLEGE DISTRICT	\$511,104
SANTA MONICA COMMUNITY COLLEGE DISTRICT	\$1,022,386
SEQUOIAS COMMUNITY COLLEGE DISTRICT	\$482,778
SHASTA-TEHAMA-TRINITY COMMUNITY COLLEGE DISTRICT	\$360,302
SIERRA JOINT COMMUNITY COLLEGE DISTRICT	\$718,022
SISKIYOU JOINT COMMUNITY COLLEGE DISTRICT	\$51,484
SOLANO COMMUNITY COLLEGE DISTRICT	\$427,731
SONOMA COUNTY COMMUNITY COLLEGE DISTRICT	\$594,477
SOUTH ORANGE COUNTY COMMUNITY COLLEGE DISTRICT	\$1,120,367
SOUTHWESTERN COMMUNITY COLLEGE DISTRICT	\$746,347
STATE CENTER COMMUNITY COLLEGE DISTRICT	\$1,694,445
VENTURA COUNTY COMMUNITY COLLEGE DISTRICT	\$960,569
VICTOR VALLEY COMMUNITY COLLEGE DISTRICT	\$393,883

District	Allocation
WEST HILLS COMMUNITY COLLEGE DISTRICT	\$228,741
WEST KERN COMMUNITY COLLEGE DISTRICT	\$116,330
WEST VALLEY-MISSION COMMUNITY COLLEGE DISTRICT	\$339,548
YOSEMITE COMMUNITY COLLEGE DISTRICT	\$715,260
YUBA COMMUNITY COLLEGE DISTRICT	\$303,384

2022-23 PHYSICAL PLANT AND INSTRUCTIONAL SUPPORT - CERTIFICATION AND ALLOCATIONS

Memo Number: FP22-08

TO: Chief Business Officers
Facilities Directors

FROM: Hoang Nguyen, Director of Facilities Planning
Facilities Planning Unit, College Finance and Facilities Planning Division

RE: 2022-23 Physical Plant and Instructional Support - Certification and Allocations

In 2022-23 the Physical Plant and Instructional Support program will provide \$840,655,000 to California Community Colleges. Districts have discretion to distribute their Physical Plant and Instructional Support Block Grants allocation to meet local needs. In 2022-23, districts are not required to match their state Physical Plant and Instructional Support allocation with local resources. Additionally, in alignment with California's sustainability efforts, water conservation, and, for the first time, energy efficiency projects are included in this program.

Allocations

Districts' share of the statewide Physical Plant and Instructional Support funding is included on the attached *2022-23 Physical Plant and Instructional Support Allocations*. Each district will receive a minimum of \$4 million with remaining funds allocated based upon districts' proportionate share of Full-time Equivalent Students as reported at 2021-22 P2.

Encumbrance of Funds

The Higher Education Trailer Bill (AB 183, SEC. 55, 2022) requires the funds for Physical Plant and Instructional Support to be encumbered or expended by June 30, 2027.

Certification Process

To assist with this year's Physical Plant and Instructional Support certification process, please use the [Physical Plant and Instructional Support Block Grants Certification form](#). The certification form documents how districts plan to distribute their funds between physical plant (i.e., scheduled maintenance and special repairs, architectural barrier removal, hazardous substances abatement, seismic retrofit, water conservation, and energy efficiency) and instructional support (i.e., instructional equipment and library materials).

2022-23 Project Funding Proposals and Scheduled Maintenance Five-Year Plan

Project funding proposals indicate which physical plant projects districts will pursue using 2022-23 program funding. Districts shall complete and submit project funding proposals with a spending plan via FUSION. The 2022-23 project funding proposals

comprise the first year of the Scheduled Maintenance Five-Year Plan, with a four-year planning horizon ending in 2026-27.

Districts' Scheduled Maintenance Five-Year Plans demonstrate long-term physical plant needs. The Chancellor's Office uses districts' physical plant data to advocate for state funding. For more information about the Physical Plant and Instructional Support program, project eligibility, or information about how to enter projects into FUSION, please use the [Physical Plant and Instructional Support Guidelines](#).

Project Funding Proposal Funding Limits

Updated project funding proposal funding limits are present in the 2022-23 Physical Plant and Instructional Support program. For permits and fees, the maximum funding percentage has been increased from 11% to 25%. For contingency, the maximum funding percentage has been increased from 7% to 14%.

Instructional Support

The Chancellor's Office requests that districts provide information about local instructional support needs through the submission of the Instructional Support Five-Year Plan. The Instructional Support Five-Year Plan may include your district's purchases in 2021-22, potential purchases for 2022-23 using the allocated funds, and a five-year projection (2023-24 to 2027-28) of instructional support need. Please use the [Instructional Support 5 Year Plan Template](#).

Actions requested

Please submit the following items by their specified deadlines:

- Email the Physical Plant and Instructional Support Block Grants Certification form, signed by your district's Chief Executive Officer, to Druv Bhat by **October 24, 2022**.
- Submit 2022-23 project funding proposals and Scheduled Maintenance Five-Year Plan (2022-23 to 2026-27) via FUSION by **October 24, 2022**.
- Email Instructional Support Five-Year Plan Template to Druv Bhat by **December 12, 2022**.

Need Assistance?

Please contact Druv Bhat at dbhat@cccco.edu or (925) 998-4431 for assistance with the Physical Plant and Instructional Support certification process or with questions related to the program.

Attachments:

2022-23 Physical Plant and Instructional Support Allocations by District

Documents available on the [Facilities Planning Reports and Guidelines webpage](#):

2022-23 Physical Plant and Instructional Support Certification Form

2022-23 Physical Plant and Instructional Support Guidelines

2022-23 Instructional Support 5 Year Plan Template

2022-23 Physical Plant and Instructional Support Allocations by District

Based on 2021-22 P2 Total Actual Resident and Non-Resident FTES

District	Base Allocation	FY 2021-22 P2 FTES	Percent of FTES	FTES Allocation	FY 2022-23 PPIS Allocation w/\$4M Base
Allan Hancock CCD	\$4,000,000	7,432.23	0.793%	\$4,380,347	\$8,380,347
Antelope Valley CCD	\$4,000,000	8,456.51	0.902%	\$4,984,028	\$8,984,028
Barstow CCD	\$4,000,000	2,190.60	0.234%	\$1,291,078	\$5,291,078
Butte-Glenn CCD	\$4,000,000	10,645.60	1.135%	\$6,274,216	\$10,274,216
Cabrillo CCD	\$4,000,000	10,050.65	1.072%	\$5,923,570	\$9,923,570
Cerritos CCD	\$4,000,000	15,333.73	1.635%	\$9,037,268	\$13,037,268
Chabot-Las Positas CCD	\$4,000,000	13,599.90	1.450%	\$8,015,397	\$12,015,397
Chaffey CCD	\$4,000,000	13,192.31	1.407%	\$7,775,175	\$11,775,175
Citrus CCD	\$4,000,000	8,909.58	0.950%	\$5,251,055	\$9,251,055
Coast CCD	\$4,000,000	25,125.12	2.679%	\$14,808,037	\$18,808,037
Compton CCD	\$4,000,000	6,091.81	0.650%	\$3,590,341	\$7,590,341
Contra Costa CCD	\$4,000,000	24,615.01	2.625%	\$14,507,393	\$18,507,393
Copper Mountain CCD	\$4,000,000	1,105.77	0.118%	\$651,710	\$4,651,710
Desert CCD	\$4,000,000	8,442.22	0.900%	\$4,975,606	\$8,975,606
El Camino CCD	\$4,000,000	14,560.56	1.553%	\$8,581,583	\$12,581,583
Feather River CCD	\$4,000,000	1,776.37	0.189%	\$1,046,942	\$5,046,942

District	Base Allocation	FY 2021-22 P2 FTES	Percent of FTES	FTES Allocation	FY 2022-23 PPIS Allocation w/\$4M Base
Foothill-DeAnza CCD	\$4,000,000	23,230.20	2.477%	\$13,691,225	\$17,691,225
Gavilan CCD	\$4,000,000	3,922.01	0.418%	\$2,311,522	\$6,311,522
Glendale CCD	\$4,000,000	11,244.06	1.199%	\$6,626,932	\$10,626,932
Grossmont-Cuyamaca CCD	\$4,000,000	12,897.85	1.375%	\$7,601,629	\$11,601,629
Hartnell CCD	\$4,000,000	6,662.17	0.710%	\$3,926,495	\$7,926,495
Imperial CCD	\$4,000,000	6,279.60	0.670%	\$3,701,019	\$7,701,019
Kern CCD	\$4,000,000	22,096.44	2.356%	\$13,023,018	\$17,023,018
Lake Tahoe CCD	\$4,000,000	1,762.88	0.188%	\$1,038,992	\$5,038,992
Lassen CCD	\$4,000,000	1,289.09	0.137%	\$759,753	\$4,759,753
Long Beach CCD	\$4,000,000	17,927.86	1.912%	\$10,566,175	\$14,566,175
Los Angeles CCD	\$4,000,000	76,859.79	8.197%	\$45,298,991	\$49,298,991
Los Rios CCD	\$4,000,000	40,549.08	4.324%	\$23,898,484	\$27,898,484
Marin CCD	\$4,000,000	3,120.33	0.333%	\$1,839,034	\$5,839,034
Mendocino-Lake CCD	\$4,000,000	2,060.16	0.220%	\$1,214,200	\$5,214,200
Merced CCD	\$4,000,000	9,288.71	0.991%	\$5,474,504	\$9,474,504
Mira Costa CCD	\$4,000,000	8,644.07	0.922%	\$5,094,571	\$9,094,571
Monterey Peninsula CCD	\$4,000,000	4,667.76	0.498%	\$2,751,046	\$6,751,046
Mt. San Antonio CCD	\$4,000,000	29,777.60	3.176%	\$17,550,077	\$21,550,077

District	Base Allocation	FY 2021-22 P2 FTES	Percent of FTES	FTES Allocation	FY 2022-23 PPIS Allocation w/\$4M Base
Mt. San Jacinto CCD	\$4,000,000	10,379.11	1.107%	\$6,117,155	\$10,117,155
Napa Valley CCD	\$4,000,000	3,490.42	0.372%	\$2,057,155	\$6,057,155
North Orange County CCD	\$4,000,000	25,799.62	2.751%	\$15,205,568	\$19,205,568
Ohlone CCD	\$4,000,000	5,633.50	0.601%	\$3,320,226	\$7,320,226
Palo Verde CCD	\$4,000,000	2,238.62	0.239%	\$1,319,379	\$5,319,379
Palomar CCD	\$4,000,000	13,800.05	1.472%	\$8,133,360	\$12,133,360
Pasadena Area CCD	\$4,000,000	14,419.73	1.538%	\$8,498,582	\$12,498,582
Peralta CCD	\$4,000,000	12,755.81	1.360%	\$7,517,915	\$11,517,915
Rancho Santiago CCD	\$4,000,000	25,252.10	2.693%	\$14,882,875	\$18,882,875
Redwoods CCD	\$4,000,000	2,599.31	0.277%	\$1,531,960	\$5,531,960
Rio Hondo CCD	\$4,000,000	10,156.77	1.083%	\$5,986,114	\$9,986,114
Riverside CCD	\$4,000,000	25,429.61	2.712%	\$14,987,495	\$18,987,495
San Bernardino CCD	\$4,000,000	12,263.71	1.308%	\$7,227,885	\$11,227,885
San Diego CCD	\$4,000,000	34,052.34	3.631%	\$20,069,489	\$24,069,489
San Francisco CCD	\$4,000,000	14,729.03	1.571%	\$8,680,875	\$12,680,875
San Joaquin Delta CCD	\$4,000,000	12,865.89	1.372%	\$7,582,793	\$11,582,793
San Jose-Evergreen CCD	\$4,000,000	9,685.18	1.033%	\$5,708,172	\$9,708,172

District	Base Allocation	FY 2021-22 P2 FTES	Percent of FTES	FTES Allocation	FY 2022-23 PPIS Allocation w/\$4M Base
San Luis Obispo County CCD	\$4,000,000	7,113.01	0.759%	\$4,192,207	\$8,192,207
San Mateo County CCD	\$4,000,000	13,420.01	1.431%	\$7,909,375	\$11,909,375
Santa Barbara CCD	\$4,000,000	10,938.78	1.167%	\$6,447,008	\$10,447,008
Santa Clarita CCD	\$4,000,000	14,049.52	1.498%	\$8,280,391	\$12,280,391
Santa Monica CCD	\$4,000,000	20,471.87	2.183%	\$12,065,543	\$16,065,543
Sequoias CCD	\$4,000,000	8,685.11	0.926%	\$5,118,759	\$9,118,759
Shasta-Tehama-Trinity CCD	\$4,000,000	5,652.61	0.603%	\$3,331,489	\$7,331,489
Sierra CCD	\$4,000,000	11,952.09	1.275%	\$7,044,225	\$11,044,225
Siskiyou CCD	\$4,000,000	1,353.08	0.144%	\$797,467	\$4,797,467
Solano County CCD	\$4,000,000	5,638.94	0.601%	\$3,323,432	\$7,323,432
Sonoma County CCD	\$4,000,000	19,661.34	2.097%	\$11,587,839	\$15,587,839
South Orange County CCD	\$4,000,000	24,629.57	2.627%	\$14,515,974	\$18,515,974
Southwestern CCD	\$4,000,000	12,777.36	1.363%	\$7,530,616	\$11,530,616
State Center CCD	\$4,000,000	25,681.98	2.739%	\$15,136,235	\$19,136,235
Ventura County CCD	\$4,000,000	21,271.66	2.268%	\$12,536,916	\$16,536,916

District	Base Allocation	FY 2021-22 P2 FTES	Percent of FTES	FTES Allocation	FY 2022-23 PPIS Allocation w/\$4M Base
Victor Valley CCD	\$4,000,000	8,393.53	0.895%	\$4,946,910	\$8,946,910
West Hills CCD	\$4,000,000	4,702.86	0.502%	\$2,771,733	\$6,771,733
West Kern CCD	\$4,000,000	1,851.57	0.197%	\$1,091,263	\$5,091,263
West Valley-Mission CCD	\$4,000,000	9,961.17	1.062%	\$5,870,833	\$9,870,833
Yosemite CCD	\$4,000,000	13,783.84	1.470%	\$8,123,806	\$12,123,806
Yuba CCD	\$4,000,000	6,353.49	0.678%	\$3,744,568	\$7,744,568
Totals	\$288,000,000	937,701.82	100.000%	\$552,655,000	\$840,655,000

Match Requirements and Project Limits

Category	District to State	Project Limit
Scheduled Maintenance/Special Repairs	No Match Requirement	N/A
Hazardous Substance Abatement	No Match Requirement	N/A
Architectural Barrier Removal	No Match Requirement	\$929,000
Seismic Retrofit	No Match Requirement	\$929,000
Water Conservation	No Match Requirement	N/A
Energy Efficiency	No Match Requirement	N/A
Instructional Support	No Match Requirement	See Guidelines

*AB 183 Higher Education Trailer bill states that the districts have an encumbrance or expenditure date of June 30, 2027.

PART-TIME FACULTY COMPENSATION

Program Contact

Rafael Artiga, rartiga@cccco.edu, 916 323 6899

Fiscal Standards and Accountability Unit, fiscalstandards@cccco.edu

Fund Type

General Fund, Unrestricted, Ongoing

Revenue Control Account

State Revenue, 8610 General Apportionments

Allowable Expenditures

The Budget Act specifies that funds be used to make part-time faculty salaries more comparable to full-time salaries for similar work, as determined through collective bargaining. If a district achieves parity between compensation for full-time faculty and part-time faculty, funds may be expended for any other educational purposes.

Allocation of Funds

Funds are allocated to all districts based on a pro rata share of the prior year total FTES. Each district qualifying as a small college district receives a \$50,000 base allocation. The remaining funds are allocated to all districts, including small college districts, based on a pro rata share of prior year total FTES. Funds do not revert and there is no deadline to expend or encumber.

Reporting Requirements

Whenever a labor contract is settled that covers part-time faculty, districts must report to the Chancellor's Office, on the *311-Q Quarterly Financial Status Update*, whether parity has been achieved.

PART-TIME FACULTY OFFICE HOURS

Program Contact

Amanda Voie, avoie@cccco.edu, (916) 323-1759

Fiscal Standards and Accountability Unit, fiscalstandards@cccco.edu

Fund Type

General Fund, Unrestricted, Ongoing

Revenue Control Account

State Revenue, 8610 General Apportionments

Allocation of Funds

The Part-Time Faculty Office Hours program provides a reimbursement of no more than 50% of a district's total cost for part-time faculty office hours compensation. When funds provided in the budget are insufficient to cover 50% of all claims submitted, each district is provided a proportionate share of the available funds.

The 2022 Budget Act appropriated \$23.6 million for this program, and funds remain from the one-time \$90 million provided in the 2021 Budget Act. Due to the substantial recent investments made by the Legislature, we expect that claims submitted in June 2023 will receive a full 50% reimbursement for the total part-time faculty office hour compensation.

Program Guidelines

Education Code sections 87880 through 87885 establish the Community College Part-Time Faculty Office Hours Program to encourage community college districts to compensate part-time faculty who hold office hours related to their teaching load. To establish a program, a district must negotiate with the exclusive bargaining representative or with faculty, if there is no bargaining unit. Part-time faculty participating in the program must be compensated for at least one office hour for every two or more classes taught per week or 40 percent of the district-defined full-time load. Part-time faculty may receive office time compensation for each 20% of the district-defined full-time faculty load.

Reporting Requirements

Education Code requires districts to submit a Part-Time Faculty Office Hours claim form to the Chancellor's Office by June 1 annually. Districts participating in the program report the number of eligible part-time faculty, number of eligible office hours, and total compensation for the office hours. Claims are available on the Chancellor's Office [Part-Time Faculty Programs webpage](#).

RETENTION AND ENROLLMENT OUTREACH

Total Allocation

\$135,000,000

2022-23 Funding Formula

Funds will be released to districts in late October as part of the 2022-23 Advance Apportionment October Revision.

Each district allocation is a proportional distribution based on reported 2019-20 FTES (75%) and the decline in 2020-21 P2 FTES (25%).

2022-23 Spending Guidelines

To be developed.

Contact

For question, please contact Gina Browne at gbrowne@cccco.edu

2022-23 Retention and Enrollment Outreach Allocation Table

District	Allocation
ALLAN HANCOCK JOINT COMMUNITY COLLEGE DISTRICT	\$1,259,020
ANTELOPE VALLEY COMMUNITY COLLEGE DISTRICT	\$1,445,150
BARSTOW COMMUNITY COLLEGE DISTRICT	\$417,544
BUTTE-GLENN COMMUNITY COLLEGE DISTRICT	\$1,770,976
CABRILLO COMMUNITY COLLEGE DISTRICT	\$1,196,851
CERRITOS COMMUNITY COLLEGE DISTRICT	\$1,516,520
CHABOT-LAS POSITAS COMMUNITY COLLEGE DISTRICT	\$2,086,701
CHAFFEY COMMUNITY COLLEGE DISTRICT	\$2,908,588
CITRUS COMMUNITY COLLEGE DISTRICT	\$1,439,455
COAST COMMUNITY COLLEGE DISTRICT	\$4,276,727
COMPTON COMMUNITY COLLEGE DISTRICT	\$1,272,806
CONTRA COSTA COMMUNITY COLLEGE DISTRICT	\$3,054,263
COPPER MOUNTAIN COMMUNITY COLLEGE DISTRICT	\$217,181
DESERT COMMUNITY COLLEGE DISTRICT	\$1,431,219
EL CAMINO COMMUNITY COLLEGE DISTRICT	\$2,729,209
FEATHER RIVER COMMUNITY COLLEGE DISTRICT	\$204,945

District	Allocation
FOOTHILL-DEANZA COMMUNITY COLLEGE DISTRICT	\$2,139,627
GAVILAN JOINT COMMUNITY COLLEGE DISTRICT	\$760,234
GLENDALE COMMUNITY COLLEGE DISTRICT	\$1,485,599
GROSSMONT-CUYAMACA COMMUNITY COLLEGE DISTRICT	\$2,386,898
HARTNELL COMMUNITY COLLEGE DISTRICT	\$700,934
IMPERIAL COMMUNITY COLLEGE DISTRICT	\$965,593
KERN COMMUNITY COLLEGE DISTRICT	\$2,065,477
LAKE TAHOE COMMUNITY COLLEGE DISTRICT	\$177,665
LASSEN COMMUNITY COLLEGE DISTRICT	\$212,681
LONG BEACH COMMUNITY COLLEGE DISTRICT	\$1,767,065
LOS ANGELES COMMUNITY COLLEGE DISTRICT	\$12,073,452
LOS RIOS COMMUNITY COLLEGE DISTRICT	\$5,207,510
MARIN COMMUNITY COLLEGE DISTRICT	\$383,838
MENDOCINO-LAKE COMMUNITY COLLEGE DISTRICT	\$525,662
MERCED COMMUNITY COLLEGE DISTRICT	\$1,254,695
MIRACOSTA COMMUNITY COLLEGE DISTRICT	\$1,047,450
MONTEREY PENINSULA COMMUNITY COLLEGE DISTRICT	\$799,564

District	Allocation
MT. SAN ANTONIO COMMUNITY COLLEGE DISTRICT	\$3,497,515
MT. SAN JACINTO COMMUNITY COLLEGE DISTRICT	\$1,256,474
NAPA VALLEY COMMUNITY COLLEGE DISTRICT	\$678,785
NORTH ORANGE COUNTY COMMUNITY COLLEGE DISTRICT	\$3,369,796
OHLONE COMMUNITY COLLEGE DISTRICT	\$657,710
PALO VERDE COMMUNITY COLLEGE DISTRICT	\$250,796
PALOMAR COMMUNITY COLLEGE DISTRICT	\$2,541,399
PASADENA AREA COMMUNITY COLLEGE DISTRICT	\$2,881,670
PERALTA COMMUNITY COLLEGE DISTRICT	\$2,518,176
RANCHO SANTIAGO COMMUNITY COLLEGE DISTRICT	\$2,855,745
REDWOODS COMMUNITY COLLEGE DISTRICT	\$627,687
RIO HONDO COMMUNITY COLLEGE DISTRICT	\$1,384,622
RIVERSIDE COMMUNITY COLLEGE DISTRICT	\$3,370,444
SAN BERNARDINO COMMUNITY COLLEGE DISTRICT	\$1,919,010
SAN DIEGO COMMUNITY COLLEGE DISTRICT	\$4,189,994
SAN FRANCISCO COMMUNITY COLLEGE DISTRICT	\$3,705,771
SAN JOAQUIN DELTA COMMUNITY COLLEGE DISTRICT	\$1,695,771

District	Allocation
SAN JOSE-EVERGREEN COMMUNITY COLLEGE DISTRICT	\$1,494,599
SAN LUIS OBISPO COUNTY COMMUNITY COLLEGE DISTRICT	\$932,835
SAN MATEO COUNTY COMMUNITY COLLEGE DISTRICT	\$1,679,343
SANTA BARBARA COMMUNITY COLLEGE DISTRICT	\$1,702,809
SANTA CLARITA COMMUNITY COLLEGE DISTRICT	\$2,329,341
SANTA MONICA COMMUNITY COLLEGE DISTRICT	\$1,790,756
SEQUOIAS COMMUNITY COLLEGE DISTRICT	\$1,236,804
SHASTA-TEHAMA-TRINITY COMMUNITY COLLEGE DISTRICT	\$992,768
SIERRA JOINT COMMUNITY COLLEGE DISTRICT	\$1,574,805
SISKIYOU JOINT COMMUNITY COLLEGE DISTRICT	\$425,486
SOLANO COMMUNITY COLLEGE DISTRICT	\$784,021
SONOMA COUNTY COMMUNITY COLLEGE DISTRICT	\$3,291,913
SOUTH ORANGE COUNTY COMMUNITY COLLEGE DISTRICT	\$2,548,319
SOUTHWESTERN COMMUNITY COLLEGE DISTRICT	\$1,396,102
STATE CENTER COMMUNITY COLLEGE DISTRICT	\$4,043,935
VENTURA COUNTY COMMUNITY COLLEGE DISTRICT	\$3,135,659
VICTOR VALLEY COMMUNITY COLLEGE DISTRICT	\$1,349,061

District	Allocation
WEST HILLS COMMUNITY COLLEGE DISTRICT	\$826,985
WEST KERN COMMUNITY COLLEGE DISTRICT	\$480,900
WEST VALLEY-MISSION COMMUNITY COLLEGE DISTRICT	\$1,272,442
YOSEMITE COMMUNITY COLLEGE DISTRICT	\$2,013,394
YUBA COMMUNITY COLLEGE DISTRICT	\$1,115,259

STUDENT EQUITY AND ACHIEVEMENT

Total Allocation

\$474,031,950 to Colleges

\$24,949,050 to Set-Aside

2022-23 Funding Formula

2017-18 SSSP, Student Equity, and Basic Skill allocations (per Education Code 78222). Appropriations above the 2017-18 level were allocated to districts proportionally.

2022-23 Spending Guidelines

Please see [Student Equity and Achievement \(SEA\) Program Expenditure Guidelines](#).

Required Reporting

SEA Program Expenditure Report – October 1st Annually.

SEA Program Annual Report – January 1st Annually.

Contact

For questions, please contact Anthony Amboy at aamboy@cccco.edu, or Michael Tran at mtran@cccco.edu.

Additional Resources

[Student Equity and Achievement \(SEA\) Program Expenditure Guidelines](#)

Student Equity and Achievement Program Allocation Table

District	Allocation
ALLAN HANCOCK JOINT COMMUNITY COLLEGE DISTRICT	\$3,996,217
ANTELOPE VALLEY COMMUNITY COLLEGE DISTRICT	\$6,223,533
BARSTOW COMMUNITY COLLEGE DISTRICT	\$1,503,162
BUTTE-GLENN COMMUNITY COLLEGE DISTRICT	\$4,436,194
CABRILLO COMMUNITY COLLEGE DISTRICT	\$3,558,368
CERRITOS COMMUNITY COLLEGE DISTRICT	\$6,619,783
CHABOT-LAS POSITAS COMMUNITY COLLEGE DISTRICT	\$6,160,411
CHAFFEY COMMUNITY COLLEGE DISTRICT	\$6,630,238
CITRUS COMMUNITY COLLEGE DISTRICT	\$4,536,011
COAST COMMUNITY COLLEGE DISTRICT	\$11,828,480
COMPTON COMMUNITY COLLEGE DISTRICT	\$2,398,569
CONTRA COSTA COMMUNITY COLLEGE DISTRICT	\$11,710,306
COPPER MOUNTAIN COMMUNITY COLLEGE DISTRICT	\$917,865
DESERT COMMUNITY COLLEGE DISTRICT	\$3,801,601
EL CAMINO COMMUNITY COLLEGE DISTRICT	\$6,878,298
FEATHER RIVER COMMUNITY COLLEGE DISTRICT	\$890,358

District	Allocation
FOOTHILL-DEANZA COMMUNITY COLLEGE DISTRICT	\$10,616,627
GAVILAN JOINT COMMUNITY COLLEGE DISTRICT	\$2,019,673
GLENDALE COMMUNITY COLLEGE DISTRICT	\$5,413,177
GROSSMONT-CUYAMACA COMMUNITY COLLEGE DISTRICT	\$7,570,393
HARTNELL COMMUNITY COLLEGE DISTRICT	\$3,721,231
IMPERIAL COMMUNITY COLLEGE DISTRICT	\$2,956,127
KERN COMMUNITY COLLEGE DISTRICT	\$10,815,234
LAKE TAHOE COMMUNITY COLLEGE DISTRICT	\$1,047,479
LASSEN COMMUNITY COLLEGE DISTRICT	\$1,186,189
LONG BEACH COMMUNITY COLLEGE DISTRICT	\$6,773,780
LOS ANGELES COMMUNITY COLLEGE DISTRICT	\$48,030,691
LOS RIOS COMMUNITY COLLEGE DISTRICT	\$21,159,723
MARIN COMMUNITY COLLEGE DISTRICT	\$1,659,708
MENDOCINO-LAKE COMMUNITY COLLEGE DISTRICT	\$1,459,276
MERCED COMMUNITY COLLEGE DISTRICT	\$4,150,295
MIRACOSTA COMMUNITY COLLEGE DISTRICT	\$4,286,261
MONTEREY PENINSULA COMMUNITY COLLEGE DISTRICT	\$2,450,477

District	Allocation
MT. SAN ANTONIO COMMUNITY COLLEGE DISTRICT	\$13,617,069
MT. SAN JACINTO COMMUNITY COLLEGE DISTRICT	\$5,571,583
NAPA VALLEY COMMUNITY COLLEGE DISTRICT	\$2,282,344
NORTH ORANGE COUNTY COMMUNITY COLLEGE DISTRICT	\$13,278,814
OHLONE COMMUNITY COLLEGE DISTRICT	\$2,586,007
PALO VERDE COMMUNITY COLLEGE DISTRICT	\$1,163,209
PALOMAR COMMUNITY COLLEGE DISTRICT	\$6,003,151
PASADENA AREA COMMUNITY COLLEGE DISTRICT	\$7,923,975
PERALTA COMMUNITY COLLEGE DISTRICT	\$8,694,322
RANCHO SANTIAGO COMMUNITY COLLEGE DISTRICT	\$13,829,142
REDWOODS COMMUNITY COLLEGE DISTRICT	\$1,730,326
RIO HONDO COMMUNITY COLLEGE DISTRICT	\$5,783,412
RIVERSIDE COMMUNITY COLLEGE DISTRICT	\$11,697,232
SAN BERNARDINO COMMUNITY COLLEGE DISTRICT	\$7,837,580
SAN DIEGO COMMUNITY COLLEGE DISTRICT	\$17,574,956
SAN FRANCISCO COMMUNITY COLLEGE DISTRICT	\$9,299,132
SAN JOAQUIN DELTA COMMUNITY COLLEGE DISTRICT	\$5,690,854

District	Allocation
SAN JOSE-EVERGREEN COMMUNITY COLLEGE DISTRICT	\$4,847,546
SAN LUIS OBISPO COUNTY COMMUNITY COLLEGE DISTRICT	\$2,878,228
SAN MATEO COUNTY COMMUNITY COLLEGE DISTRICT	\$6,742,569
SANTA BARBARA COMMUNITY COLLEGE DISTRICT	\$4,439,408
SANTA CLARITA COMMUNITY COLLEGE DISTRICT	\$5,560,067
SANTA MONICA COMMUNITY COLLEGE DISTRICT	\$9,271,311
SEQUOIAS COMMUNITY COLLEGE DISTRICT	\$5,099,346
SHASTA-TEHAMA-TRINITY COMMUNITY COLLEGE DISTRICT	\$2,873,247
SIERRA JOINT COMMUNITY COLLEGE DISTRICT	\$5,566,872
SISKIYOU JOINT COMMUNITY COLLEGE DISTRICT	\$877,508
SOLANO COMMUNITY COLLEGE DISTRICT	\$3,084,425
SONOMA COUNTY COMMUNITY COLLEGE DISTRICT	\$6,119,960
SOUTH ORANGE COUNTY COMMUNITY COLLEGE DISTRICT	\$10,486,151
SOUTHWESTERN COMMUNITY COLLEGE DISTRICT	\$6,141,219
STATE CENTER COMMUNITY COLLEGE DISTRICT	\$14,173,749
VENTURA COUNTY COMMUNITY COLLEGE DISTRICT	\$9,961,521
VICTOR VALLEY COMMUNITY COLLEGE DISTRICT	\$4,039,308

District	Allocation
WEST HILLS COMMUNITY COLLEGE DISTRICT	\$2,707,296
WEST KERN COMMUNITY COLLEGE DISTRICT	\$1,706,512
WEST VALLEY-MISSION COMMUNITY COLLEGE DISTRICT	\$4,719,879
YOSEMITE COMMUNITY COLLEGE DISTRICT	\$6,959,892
YUBA COMMUNITY COLLEGE DISTRICT	\$3,807,093

STUDENT FINANCIAL AID ADMINISTRATION (SFAA) & BOARD FINANCIAL AID PROGRAM (BFAP)

Total Allocation

Grand total allocation: \$70,917,000

SFAA (BASE+CAPACITY) total allocation: \$58,184,000

- Base: \$12,984,000
- Capacity: \$45,200,000

BFAP-2% total allocation: \$12,733,190

2022-23 Funding Formula

There is an increase to SFAA-Capacity of \$10m. There is also a decrease to both SFAA-Base and BFAP 2% totaling \$2.721m. The net gain for SFAA-BFAP program allocations is of \$7.279m. In spite of the increase to SFAA-Capacity, some colleges will still see reductions SFAA-Base and BFAP-2% funding.

College allocations are contingent upon reported prior-prior (2020-21) data used in these calculations as it relates to the system's aggregated data.

- 9% decrease to SFAA-Base and BFAP-2%.
- 28% increase to SFAA-Capacity.

2022-23 Spending Guidelines

Colleges may use funds for:

- Financial aid professional, technical, clerical or temporary help (including student help) who report in a direct line to the Financial Aid Director. Funds may not be used for personnel at the Financial Aid Manager or Director level or above.
- Computer hardware or software necessary for and solely dedicated to the delivery of student financial aid.
- Expenses associated with staff training.
- The development and production of financial aid outreach materials.

2022-23 BFAP-SFAA Reallocation Opportunities

Consistent with program policy, we will also make requested and necessary reallocation adjustments in P2, contingent on whether any colleges de-obligate SFAA (Base+Capacity) funding on their 2022-23 SFAA-BFAP Form 2 Report or whether funds from unmitigated

penalties are available for reallocation. If a college de-obligates BFAP-2%, the funds are re-allocated using equal amounts to eligible colleges.

Required Reporting

Annual SSARCC Final Expenditures Report.

As a result of the Chancellor's Office granting authority to colleges to carryover unspent 2021-22 SFAA-BFAP funding into the 2022-23 fiscal year. The extended deadline now provides for a spending authority period of July 1, 2022 through September 30, 2022 since all colleges **must** report Final 2021-22 SFAA-BFAP expenditures – including carryover – in SSARCC by end of October 2022.

Contact

For questions, please contact Ruby Nieto at rnieto@cccco.edu.

Additional Resources

[SFAA-BFAP Resources](#)

2022-23 SFAA/BFAP Allocation Table

District	College	MOE	SFAA-BASE	SFAA-CAPACITY	SFAA-Total	BFAP-2%
ALLAN HANCOCK	ALLAN HANCOCK COLLEGE	\$358,277	\$105,698	\$347,790	\$453,488	\$109,064
ANTELOPE VALLEY	ANTELOPE VALLEY COLLEGE	\$716,903	\$171,284	\$473,252	\$644,536	\$159,072
BARSTOW	BARSTOW COLLEGE	\$190,576	\$41,170	\$142,719	\$183,889	\$42,421
BUTTE	BUTTE COLLEGE	\$504,301	\$113,727	\$327,571	\$441,298	\$98,174
CABRILLO	CABRILLO COLLEGE	\$760,309	\$80,464	\$316,202	\$396,666	\$78,184
CERRITOS	CERRITOS COLLEGE	\$942,650	\$225,459	\$723,059	\$948,518	\$264,257
CHABOT-LAS POSITAS	CHABOT COLLEGE	\$553,965	\$105,532	\$391,325	\$496,857	\$106,289
CHABOT-LAS POSITAS	LAS POSITAS COLLEGE	\$215,536	\$50,681	\$253,770	\$304,451	\$51,493
CHAFFEY	CHAFFEY COLLEGE	\$568,214	\$207,798	\$598,283	\$806,081	\$232,972
CITRUS	CITRUS COLLEGE	\$469,972	\$127,696	\$444,989	\$572,685	\$147,194
COAST	COASTLINE COMMUNITY COLLEGE	\$321,705	\$139,487	\$322,612	\$462,099	\$70,950
COAST	GOLDEN WEST COLLEGE	\$474,455	\$112,436	\$402,642	\$515,078	\$116,770
COAST	ORANGE COAST COLLEGE	\$768,054	\$155,450	\$545,339	\$700,789	\$159,213
COMPTON	COMPTON COLLEGE	\$421,638	\$60,108	\$179,322	\$239,430	\$38,557
CONTRA COSTA	CONTRA COSTA COLLEGE	\$350,000	\$58,956	\$224,528	\$283,484	\$52,255
CONTRA COSTA	DIABLO VALLEY COLLEGE	\$428,867	\$116,282	\$517,807	\$634,089	\$127,097

District	College	MOE	SFAA-BASE	SFAA-CAPACITY	SFAA-Total	BFAP-2%
CONTRA COSTA	LOS MEDANOS COLLEGE	\$363,215	\$77,090	\$299,158	\$376,248	\$76,928
COPPER MOUNTAIN	COPPER MOUNTAIN COLLEGE	\$176,939	\$23,644	\$107,474	\$131,118	\$23,183
DESERT	COLLEGE OF THE DESERT	\$447,702	\$104,255	\$405,146	\$509,401	\$141,578
EL CAMINO	EL CAMINO COLLEGE	\$1,285,840	\$209,326	\$669,291	\$878,617	\$230,454
FEATHER RIVER	FEATHER RIVER COLLEGE	\$228,551	\$17,274	\$116,748	\$134,022	\$18,221
FOOTHILL-DEANZA	DE ANZA COLLEGE	\$680,488	\$111,709	\$512,415	\$624,124	\$151,769
FOOTHILL-DEANZA	FOOTHILL COLLEGE	\$402,027	\$65,758	\$331,718	\$397,476	\$62,551
GAVILAN	GAVILAN COLLEGE	\$261,250	\$39,738	\$181,101	\$220,839	\$38,507
GLENDALE	GLENDALE COMMUNITY COLLEGE	\$894,455	\$134,177	\$503,150	\$637,327	\$169,868
GROSSMONT-CUYAMACA	CUYAMACA COLLEGE	\$371,457	\$89,821	\$276,439	\$366,260	\$78,750
GROSSMONT-CUYAMACA	GROSSMONT COLLEGE	\$729,738	\$162,461	\$472,009	\$634,470	\$154,964
HARTNELL	HARTNELL COLLEGE	\$557,354	\$93,101	\$327,050	\$420,151	\$101,551
IMPERIAL	IMPERIAL VALLEY COLLEGE	\$518,907	\$96,950	\$326,058	\$423,008	\$130,117
KERN	BAKERSFIELD COLLEGE	\$624,781	\$200,326	\$797,650	\$997,976	\$275,444
KERN	CERRO COSO COMMUNITY COLLEGE	\$194,037	\$38,496	\$202,256	\$240,752	\$48,303
KERN	PORTERVILLE COLLEGE	\$185,768	\$44,623	\$175,320	\$219,943	\$48,447

District	College	MOE	SFAA-BASE	SFAA-CAPACITY	SFAA-Total	BFAP-2%
LAKE TAHOE	LAKE TAHOE COMMUNITY COLLEGE	\$86,797	\$20,439	\$127,726	\$148,165	\$23,593
LASSEN	LASSEN COLLEGE	\$274,662	\$33,140	\$118,444	\$151,584	\$23,392
LONG BEACH	LONG BEACH CITY COLLEGE	\$1,634,560	\$245,589	\$849,295	\$1,094,884	\$311,807
LOS ANGELES	EAST LOS ANGELES COLLEGE	\$1,254,037	\$289,372	\$971,704	\$1,261,076	\$272,512
LOS ANGELES	LOS ANGELES CITY COLLEGE	\$939,779	\$168,054	\$543,306	\$711,360	\$143,602
LOS ANGELES	LOS ANGELES HARBOR COLLEGE	\$477,397	\$88,845	\$293,205	\$382,050	\$65,575
LOS ANGELES	LOS ANGELES MISSION COLLEGE	\$447,674	\$119,687	\$323,978	\$443,665	\$73,553
LOS ANGELES	LOS ANGELES PIERCE COLLEGE	\$844,454	\$168,258	\$557,416	\$725,674	\$154,704
LOS ANGELES	LOS ANGELES SOUTHWEST COLLEGE	\$451,979	\$86,684	\$240,264	\$326,948	\$47,116
LOS ANGELES	LOS ANGELES TRADE-TECH COLLEGE	\$848,361	\$148,917	\$440,473	\$589,390	\$104,330
LOS ANGELES	LOS ANGELES VALLEY COLLEGE	\$1,085,183	\$188,031	\$531,711	\$719,742	\$144,807
LOS ANGELES	WEST LOS ANGELES COLLEGE	\$630,708	\$138,090	\$434,236	\$572,326	\$98,725
LOS RIOS	AMERICAN RIVER COLLEGE	\$434,097	\$313,072	\$837,002	\$1,150,074	\$246,339

District	College	MOE	SFAA-BASE	SFAA-CAPACITY	SFAA-Total	BFAP-2%
LOS RIOS	COSUMNES RIVER COLLEGE	\$188,629	\$182,718	\$536,596	\$719,314	\$148,190
LOS RIOS	FOLSOM LAKE COLLEGE	\$211,202	\$75,807	\$339,295	\$415,102	\$76,918
LOS RIOS	SACRAMENTO CITY COLLEGE	\$495,892	\$267,364	\$692,192	\$959,556	\$203,282
MARIN	COLLEGE OF MARIN	\$362,553	\$27,109	\$147,103	\$174,212	\$25,031
MENDOCINO-LAKE	MENDOCINO COLLEGE	\$319,321	\$36,274	\$133,709	\$169,983	\$29,576
MERCED	MERCED COLLEGE	\$485,855	\$112,659	\$385,891	\$498,550	\$130,841
MIRA COSTA	MIRA COSTA COLLEGE	\$725,980	\$98,710	\$406,976	\$505,686	\$111,900
MONTEREY	MONTEREY PENINSULA COLLEGE	\$536,239	\$50,450	\$235,813	\$286,263	\$59,881
MT. SAN ANTONIO	MT. SAN ANTONIO COLLEGE	\$943,330	\$304,784	\$1,106,236	\$1,411,020	\$278,501
MT. SAN JACINTO	MT. SAN JACINTO COLLEGE	\$625,049	\$170,609	\$523,565	\$694,174	\$189,892
NAPA VALLEY	NAPA VALLEY COLLEGE	\$326,267	\$48,605	\$194,579	\$243,184	\$49,438
NORTH ORANGE	CYPRESS COLLEGE	\$445,249	\$142,378	\$509,138	\$651,516	\$154,854
NORTH ORANGE	FULLERTON COLLEGE	\$456,313	\$197,146	\$761,482	\$958,628	\$186,669
OHLONE	OHLONE COLLEGE	\$238,181	\$46,204	\$278,331	\$324,535	\$57,121
PALO VERDE	PALO VERDE COLLEGE	\$256,745	\$28,539	\$152,245	\$180,784	\$36,159
PALOMAR	PALOMAR COLLEGE	\$1,090,746	\$163,810	\$591,854	\$755,664	\$178,001

District	College	MOE	SFAA-BASE	SFAA-CAPACITY	SFAA-Total	BFAP-2%
PASADENA	PASADENA CITY COLLEGE	\$848,353	\$221,358	\$854,557	\$1,075,915	\$295,876
PERALTA	BERKELEY CITY COLLEGE	\$188,860	\$54,184	\$195,746	\$249,930	\$33,783
PERALTA	COLLEGE OF ALAMEDA	\$405,000	\$64,643	\$196,468	\$261,111	\$32,900
PERALTA	LANEY COLLEGE	\$512,566	\$93,418	\$273,496	\$366,914	\$57,952
PERALTA	MERRITT COLLEGE	\$328,583	\$61,662	\$207,841	\$269,503	\$35,136
RANCHO SANTIAGO	SANTA ANA COLLEGE	\$758,291	\$189,659	\$653,238	\$842,897	\$167,233
RANCHO SANTIAGO	SANTIAGO CANYON COLLEGE	\$568,945	\$71,662	\$324,010	\$395,672	\$65,190
REDWOODS	COLLEGE OF THE REDWOODS	\$521,794	\$46,197	\$171,045	\$217,242	\$42,194
RIO HONDO	RIO HONDO COLLEGE	\$675,246	\$143,280	\$498,632	\$641,912	\$139,042
RIVERSIDE	MORENO VALLEY COLLEGE	\$228,551	\$93,846	\$346,643	\$440,489	\$94,119
RIVERSIDE	NORCO COLLEGE	\$217,621	\$87,829	\$351,045	\$438,874	\$90,627
RIVERSIDE	RIVERSIDE COMMUNITY COLLEGE	\$610,554	\$235,362	\$740,367	\$975,729	\$249,288
SAN BERNARDINO	CRAFTON HILLS COLLEGE	\$220,123	\$46,685	\$230,182	\$276,867	\$65,654
SAN BERNARDINO	SAN BERNARDINO VALLEY COLLEGE	\$373,924	\$148,539	\$449,162	\$597,701	\$144,249
SAN DIEGO	SAN DIEGO CITY COLLEGE	\$780,392	\$177,103	\$500,832	\$677,935	\$123,298
SAN DIEGO	SAN DIEGO MESA COLLEGE	\$498,276	\$220,140	\$569,412	\$789,552	\$150,121

District	College	MOE	SFAA-BASE	SFAA-CAPACITY	SFAA-Total	BFAP-2%
SAN DIEGO	SAN DIEGO MIRAMAR COLLEGE	\$294,125	\$113,087	\$345,673	\$458,760	\$88,545
SAN FRANCISCO	CITY COLLEGE OF SAN FRANCISCO	\$1,557,401	\$144,580	\$485,731	\$630,311	\$108,322
SAN JOAQUIN DELTA	SAN JOAQUIN DELTA COLLEGE	\$923,971	\$187,425	\$566,066	\$753,491	\$144,574
SAN JOSE-EVERGREEN	EVERGREEN VALLEY COLLEGE	\$424,935	\$82,072	\$280,547	\$362,619	\$78,266
SAN JOSE-EVERGREEN	SAN JOSE CITY COLLEGE	\$292,321	\$75,837	\$253,989	\$329,826	\$62,323
SAN LUIS OBISPO	CUESTA COLLEGE	\$519,856	\$67,641	\$308,580	\$376,221	\$80,066
SAN MATEO	CAÑADA COLLEGE	\$284,687	\$52,292	\$184,305	\$236,597	\$26,998
SAN MATEO	COLLEGE OF SAN MATEO	\$359,648	\$55,214	\$238,285	\$293,499	\$36,738
SAN MATEO	SKYLINE COLLEGE	\$188,400	\$68,164	\$270,420	\$338,584	\$50,108
SANTA BARBARA	SANTA BARBARA CITY COLLEGE	\$546,403	\$113,395	\$423,842	\$537,237	\$120,634
SANTA CLARITA	COLLEGE OF THE CANYONS	\$335,649	\$104,467	\$537,159	\$641,626	\$156,961
SANTA MONICA	SANTA MONICA COLLEGE	\$854,760	\$227,508	\$810,873	\$1,038,381	\$276,848
SEQUOIAS	COLLEGE OF THE SEQUOIAS	\$699,277	\$126,391	\$427,547	\$553,938	\$132,096
SHASTA-TEHAMA-TRINITY	SHASTA COLLEGE	\$305,735	\$74,943	\$272,121	\$347,064	\$91,429
SIERRA	SIERRA COLLEGE	\$514,927	\$144,476	\$524,493	\$668,969	\$157,847

District	College	MOE	SFAA-BASE	SFAA-CAPACITY	SFAA-Total	BFAP-2%
SISKIYOU	COLLEGE OF THE SISKIYOU	\$194,403	\$16,498	\$94,849	\$111,347	\$13,345
SOLANO	SOLANO COMMUNITY COLLEGE	\$700,000	\$76,759	\$296,631	\$373,390	\$76,638
SONOMA	SANTA ROSA JUNIOR COLLEGE	\$700,328	\$133,097	\$489,125	\$622,222	\$123,030
SOUTH ORANGE	IRVINE VALLEY COLLEGE	\$505,717	\$80,568	\$376,631	\$457,199	\$98,550
SOUTH ORANGE	SADDLEBACK COLLEGE	\$552,525	\$116,760	\$594,491	\$711,251	\$136,958
SOUTHWESTERN	SOUTHWESTERN COLLEGE	\$800,000	\$188,004	\$617,903	\$805,907	\$225,359
STATE CENTER	CLOVIS COMMUNITY COLLEGE	\$290,224	\$40,812	\$323,234	\$364,046	\$80,453
STATE CENTER	FRESNO CITY COLLEGE	\$1,107,024	\$271,266	\$761,803	\$1,033,069	\$260,672
STATE CENTER	MADERA COLLEGE	\$146,628	\$14,509	\$156,465	\$170,974	\$16,218
STATE CENTER	REEDLEY COLLEGE	\$334,818	\$141,728	\$332,778	\$474,506	\$97,503
VENTURA	MOORPARK COLLEGE	\$356,262	\$93,595	\$440,177	\$533,772	\$116,358
VENTURA	OXNARD COLLEGE	\$406,729	\$91,304	\$288,244	\$379,548	\$84,229
VENTURA	VENTURA COLLEGE	\$511,791	\$134,151	\$425,310	\$559,461	\$126,008
VICTOR VALLEY	VICTOR VALLEY COLLEGE	\$686,350	\$146,609	\$396,629	\$543,238	\$140,513
WEST HILLS	WEST HILLS COLLEGE COALINGA	\$235,000	\$25,680	\$134,060	\$159,740	\$26,944
WEST HILLS	WEST HILLS COLLEGE LEMOORE	\$220,000	\$43,344	\$176,648	\$219,992	\$53,693

District	College	MOE	SFAA-BASE	SFAA-CAPACITY	SFAA-Total	BFAP-2%
WEST KERN	TAFT COLLEGE	\$269,279	\$36,549	\$150,148	\$186,697	\$43,088
WEST VALLEY-MISSION	MISSION COLLEGE	\$488,449	\$47,831	\$217,972	\$265,803	\$45,571
WEST VALLEY-MISSION	WEST VALLEY COLLEGE	\$396,566	\$36,665	\$222,144	\$258,809	\$39,123
YOSEMITE	COLUMBIA COLLEGE	\$115,039	\$25,034	\$114,307	\$139,341	\$21,039
YOSEMITE	MODESTO COLLEGE	\$656,149	\$196,354	\$570,786	\$767,140	\$194,808
YUBA	WOODLAND COMMUNITY COLLEGE	\$200,000	\$27,644	\$135,369	\$163,013	\$26,190
YUBA	YUBA COLLEGE	\$205,989	\$61,340	\$208,167	\$269,507	\$57,577

STUDENT SUCCESS COMPLETION GRANT (SSCG)

Total Allocation

\$412,602,000

2022-23 Funding Formula

Performance based funding using prior-prior MIS data and fair share allocation of available funds.

The following data fields per college are used in the allocation formula (2020-21 MIS data):

- 12 to 14.99 units SSCG recipients.
- 15+ units SSCG recipients.

2022-23 Spending Guidelines

This funding is a direct aid to students. No spending guidelines outside of SSCG awards is permitted. For additional information, please see the Implementation Guidelines and FAQ document.

Required Reporting

Annual MIS reporting.

Contact

For questions, please contact Ruby Nieto at rnieto@cccco.edu.

Additional Resources

[SSCG Resources](#)

2022-23 Student Success Completion Grant Allocation Table

District	College	Allocation
ALLAN HANCOCK	ALLAN HANCOCK COLLEGE	\$3,151,085
ANTELOPE VALLEY	ANTELOPE VALLEY COLLEGE	\$6,245,404
BARSTOW	BARSTOW COLLEGE	\$1,976,430
BUTTE	BUTTE COLLEGE	\$4,903,347
CABRILLO	CABRILLO COLLEGE	\$3,198,546
CERRITOS	CERRITOS COLLEGE	\$12,901,406
CHABOT-LAS POSITAS	CHABOT COLLEGE	\$1,829,711
CHABOT-LAS POSITAS	LAS POSITAS COLLEGE	\$1,087,599
CHAFFEY	CHAFFEY COLLEGE	\$5,298,417
CITRUS	CITRUS COLLEGE	\$3,844,869
COAST	COASTLINE COMMUNITY COLLEGE	\$785,600
COAST	GOLDEN WEST COLLEGE	\$2,692,973
COAST	ORANGE COAST COLLEGE	\$4,973,109
COMPTON	COMPTON COLLEGE	\$1,417,714
CONTRA COSTA	CONTRA COSTA COLLEGE	\$758,361
CONTRA COSTA	DIABLO VALLEY COLLEGE	\$2,795,365

District	College	Allocation
CONTRA COSTA	LOS MEDANOS COLLEGE	\$1,925,794
COPPER MOUNTAIN	COPPER MOUNTAIN COLLEGE	\$761,912
DESERT	COLLEGE OF THE DESERT	\$4,757,507
EL CAMINO	EL CAMINO COLLEGE	\$10,647,473
FEATHER RIVER	FEATHER RIVER COLLEGE	\$401,887
FOOTHILL-DEANZA	DE ANZA COLLEGE	\$5,994,917
FOOTHILL-DEANZA	FOOTHILL COLLEGE	\$3,249,772
GAVILAN	GAVILAN COLLEGE	\$1,000,704
GLENDALE	GLENDALE COMMUNITY COLLEGE	\$9,450,904
GROSSMONT-CUYAMACA	CUYAMACA COLLEGE	\$2,403,124
GROSSMONT-CUYAMACA	GROSSMONT COLLEGE	\$3,052,115
HARTNELL	HARTNELL COLLEGE	\$4,171,300
IMPERIAL	IMPERIAL VALLEY COLLEGE	\$10,302,127
KERN	BAKERSFIELD COLLEGE	\$10,222,114
KERN	CERRO COSO COMMUNITY COLLEGE	\$565,147
KERN	PORTERVILLE COLLEGE	\$1,640,924
LAKE TAHOE	LAKE TAHOE COMMUNITY COLLEGE	\$1,023,391

District	College	Allocation
LASSEN	LASSEN COLLEGE	\$237,874
LONG BEACH	LONG BEACH CITY COLLEGE	\$9,456,319
LOS ANGELES	EAST LOS ANGELES COLLEGE	\$9,214,102
LOS ANGELES	LOS ANGELES CITY COLLEGE	\$3,447,029
LOS ANGELES	LOS ANGELES HARBOR COLLEGE	\$1,887,320
LOS ANGELES	LOS ANGELES MISSION COLLEGE	\$1,683,911
LOS ANGELES	LOS ANGELES PIERCE COLLEGE	\$4,429,269
LOS ANGELES	LOS ANGELES SOUTHWEST COLLEGE	\$4,008,583
LOS ANGELES	LOS ANGELES TRADE-TECH COLLEGE	\$965,655
LOS ANGELES	LOS ANGELES VALLEY COLLEGE	\$2,470,596
LOS ANGELES	WEST LOS ANGELES COLLEGE	\$1,328,148
LOS RIOS	AMERICAN RIVER COLLEGE	\$4,338,613
LOS RIOS	COSUMNES RIVER COLLEGE	\$2,645,681
LOS RIOS	FOLSOM LAKE COLLEGE	\$1,176,791
LOS RIOS	SACRAMENTO CITY COLLEGE	\$5,203,296
MARIN	COLLEGE OF MARIN	\$697,619
MENDOCINO-LAKE	MENDOCINO COLLEGE	\$1,160,957

District	College	Allocation
MERCED	MERCED COLLEGE	\$6,346,502
MIRA COSTA	MIRA COSTA COLLEGE	\$3,484,626
MONTEREY	MONTEREY PENINSULA COLLEGE	\$1,429,369
MT. SAN ANTONIO	MT. SAN ANTONIO COLLEGE	\$12,892,205
MT. SAN JACINTO	MT. SAN JACINTO COLLEGE	\$3,785,083
NAPA VALLEY	NAPA VALLEY COLLEGE	\$830,675
NORTH ORANGE	CYPRESS COLLEGE	\$7,811,042
NORTH ORANGE	FULLERTON COLLEGE	\$7,559,007
OHLONE	OHLONE COLLEGE	\$2,080,745
PALO VERDE	PALO VERDE COLLEGE	\$144,259
PALOMAR	PALOMAR COLLEGE	\$5,114,605
PASADENA	PASADENA CITY COLLEGE	\$13,493,156
PERALTA	BERKELEY CITY COLLEGE	\$941,384
PERALTA	COLLEGE OF ALAMEDA	\$617,745
PERALTA	LANEY COLLEGE	\$1,197,179
PERALTA	MERRITT COLLEGE	\$137,777
RANCHO SANTIAGO	SANTA ANA COLLEGE	\$2,727,770

District	College	Allocation
RANCHO SANTIAGO	SANTIAGO CANYON COLLEGE	\$1,428,908
REDWOODS	COLLEGE OF THE REDWOODS	\$1,231,139
RIO HONDO	RIO HONDO COLLEGE	\$4,011,173
RIVERSIDE	MORENO VALLEY COLLEGE	\$3,204,939
RIVERSIDE	NORCO COLLEGE	\$2,152,013
RIVERSIDE	RIVERSIDE COMMUNITY COLLEGE	\$7,863,899
SAN BERNARDINO	CRAFTON HILLS COLLEGE	\$1,191,956
SAN BERNARDINO	SAN BERNARDINO VALLEY COLLEGE	\$3,831,789
SAN DIEGO	SAN DIEGO CITY COLLEGE	\$1,008,056
SAN DIEGO	SAN DIEGO MESA COLLEGE	\$2,135,719
SAN DIEGO	SAN DIEGO MIRAMAR COLLEGE	\$844,295
SAN FRANCISCO	CITY COLLEGE OF SAN FRANCISCO	\$4,598,426
SAN JOAQUIN DELTA	SAN JOAQUIN DELTA COLLEGE	\$6,954,566
SAN JOSE-EVERGREEN	EVERGREEN VALLEY COLLEGE	\$2,542,577
SAN JOSE-EVERGREEN	SAN JOSE CITY COLLEGE	\$1,064,205
SAN LUIS OBISPO	CUESTA COLLEGE	\$2,429,489
SAN MATEO	CAÑADA COLLEGE	\$439,818

District	College	Allocation
SAN MATEO	COLLEGE OF SAN MATEO	\$643,059
SAN MATEO	SKYLINE COLLEGE	\$1,187,988
SANTA BARBARA	SANTA BARBARA CITY COLLEGE	\$3,530,162
SANTA CLARITA	COLLEGE OF THE CANYONS	\$4,983,142
SANTA MONICA	SANTA MONICA COLLEGE	\$9,075,489
SEQUOIAS	COLLEGE OF THE SEQUOIAS	\$9,204,741
SHASTA-TEHAMA- TRINITY	SHASTA COLLEGE	\$4,329,712
SIERRA	SIERRA COLLEGE	\$4,685,066
SISKIYOU	COLLEGE OF THE SISKIYOU	\$436,017
SOLANO	SOLANO COMMUNITY COLLEGE	\$1,468,930
SONOMA	SANTA ROSA JUNIOR COLLEGE	\$3,227,491
SOUTH ORANGE	IRVINE VALLEY COLLEGE	\$3,638,199
SOUTH ORANGE	SADDLEBACK COLLEGE	\$2,664,731
SOUTHWESTERN	SOUTHWESTERN COLLEGE	\$10,346,099
STATE CENTER	CLOVIS COMMUNITY COLLEGE	\$2,442,231
STATE CENTER	FRESNO CITY COLLEGE	\$9,782,044

District	College	Allocation
STATE CENTER	MADERA COLLEGE	\$1,973,632
STATE CENTER	REEDLEY COLLEGE	\$4,877,067
VENTURA	MOORPARK COLLEGE	\$3,085,918
VENTURA	OXNARD COLLEGE	\$3,543,658
VENTURA	VENTURA COLLEGE	\$4,274,572
VICTOR VALLEY	VICTOR VALLEY COLLEGE	\$6,482,860
WEST HILLS	WEST HILLS COLLEGE COALINGA	\$791,699
WEST HILLS	WEST HILLS COLLEGE LEMOORE	\$1,770,306
WEST KERN	TAFT COLLEGE	\$1,656,130
WEST VALLEY-MISSION	MISSION COLLEGE	\$1,103,307
WEST VALLEY-MISSION	WEST VALLEY COLLEGE	\$1,168,228
YOSEMITE	COLUMBIA COLLEGE	\$415,588
YOSEMITE	MODESTO COLLEGE	\$6,361,415
YUBA	WOODLAND COMMUNITY COLLEGE	\$512,132
YUBA	YUBA COLLEGE	\$1,631,480

VETERANS RESOURCE CENTER

Total Allocation

\$10,000,000

2022-23 Funding Formula

The program funding formula remains unchanged. Two additional colleges (Madera College and West Hills College Coalinga) received 22-23 VRC funds.

2022-23 Spending Guidelines

Annual allocations of funds under this program may only be used toward meeting, or making progress toward meeting, the minimum standards associated with high-functioning Veterans Resource Centers established by the Chancellor's Office (see the attached Minimum Standards for a VRC for details). Funds may not be used to supplant existing funds currently used to provide veterans services including personnel and/or services supported by general funds, categorical funds or other current sources.

Contact

For questions, please contact Heather McClenahan at hmcclenahan@cccco.edu.

Resources

[Minimum Standards for a VRC](#)

2022-23 Veterans Resource Centers Allocation Table

District	College	Allocation
ALLAN HANCOCK	ALLAN HANCOCK COLLEGE	\$71,081
ANTELOPE VALLEY	ANTELOPE VALLEY COLLEGE	\$81,955
BARSTOW	BARSTOW COLLEGE	\$36,873
BUTTE	BUTTE COLLEGE	\$91,696
CABRILLO	CABRILLO COLLEGE	\$48,654
CERRITOS	CERRITOS COLLEGE	\$93,508
CHABOT-LAS POSITAS	CHABOT COLLEGE	\$74,932
CHABOT-LAS POSITAS	LAS POSITAS COLLEGE	\$118,881
CHAFFEY	CHAFFEY COLLEGE	\$89,431
CITRUS	CITRUS COLLEGE	\$89,657
COAST	COASTLINE COMMUNITY COLLEGE	\$93,962
COAST	GOLDEN WEST COLLEGE	\$71,761
COAST	ORANGE COAST COLLEGE	\$129,528
COMPTON	COMPTON COLLEGE	\$17,618
CONTRA COSTA	CONTRA COSTA COLLEGE	\$40,272
CONTRA COSTA	DIABLO VALLEY COLLEGE	\$114,577

District	College	Allocation
CONTRA COSTA	LOS MEDANOS COLLEGE	\$89,204
COPPER MOUNTAIN	COPPER MOUNTAIN COLLEGE	\$38,233
DESERT	COLLEGE OF THE DESERT	\$74,026
EL CAMINO	EL CAMINO COLLEGE	\$106,421
FEATHER RIVER	FEATHER RIVER COLLEGE	\$19,656
FOOTHILL-DEANZA	DE ANZA COLLEGE	\$89,657
FOOTHILL-DEANZA	FOOTHILL COLLEGE	\$52,505
GAVILAN	GAVILAN COLLEGE	\$58,621
GLENDALE	GLENDALE COMMUNITY COLLEGE	\$56,356
GROSSMONT-CUYAMACA	CUYAMACA COLLEGE	\$113,444
GROSSMONT-CUYAMACA	GROSSMONT COLLEGE	\$211,083
HARTNELL	HARTNELL COLLEGE	\$43,896
IMPERIAL	IMPERIAL VALLEY COLLEGE	\$33,475
KERN	BAKERSFIELD COLLEGE	\$117,975
KERN	CERRO COSO COMMUNITY COLLEGE	\$44,576
KERN	PORTERVILLE COLLEGE	\$28,038
LAKE TAHOE	LAKE TAHOE COMMUNITY COLLEGE	\$22,828

District	College	Allocation
LASSEN	LASSEN COLLEGE	\$22,375
LONG BEACH	LONG BEACH CITY COLLEGE	\$174,610
LOS ANGELES	EAST LOS ANGELES COLLEGE	\$82,181
LOS ANGELES	LOS ANGELES CITY COLLEGE	\$74,253
LOS ANGELES	LOS ANGELES HARBOR COLLEGE	\$46,388
LOS ANGELES	LOS ANGELES MISSION COLLEGE	\$43,670
LOS ANGELES	LOS ANGELES PIERCE COLLEGE	\$77,877
LOS ANGELES	LOS ANGELES SOUTHWEST COLLEGE	\$37,100
LOS ANGELES	LOS ANGELES TRADE-TECH COLLEGE	\$85,580
LOS ANGELES	LOS ANGELES VALLEY COLLEGE	\$70,401
LOS ANGELES	WEST LOS ANGELES COLLEGE	\$67,230
LOS RIOS	AMERICAN RIVER COLLEGE	\$203,380
LOS RIOS	COSUMNES RIVER COLLEGE	\$95,547
LOS RIOS	FOLSOM LAKE COLLEGE	\$77,198
LOS RIOS	SACRAMENTO CITY COLLEGE	\$121,826
MARIN	COLLEGE OF MARIN	\$23,281
MENDOCINO-LAKE	MENDOCINO COLLEGE	\$28,945

District	College	Allocation
MERCED	MERCED COLLEGE	\$60,434
MIRA COSTA	MIRA COSTA COLLEGE	\$191,600
MONTEREY	MONTEREY PENINSULA COLLEGE	\$60,660
MT. SAN ANTONIO	MT. SAN ANTONIO COLLEGE	\$167,360
MT. SAN JACINTO	MT. SAN JACINTO COLLEGE	\$240,986
NAPA VALLEY	NAPA VALLEY COLLEGE	\$49,786
NORTH ORANGE	CYPRESS COLLEGE	\$100,531
NORTH ORANGE	FULLERTON COLLEGE	\$122,959
OHLONE	OHLONE COLLEGE	\$44,123
PALO VERDE	PALO VERDE COLLEGE	\$20,563
PALOMAR	PALOMAR COLLEGE	\$340,437
PASADENA	PASADENA CITY COLLEGE	\$96,907
PERALTA	BERKELEY CITY COLLEGE	\$44,802
PERALTA	COLLEGE OF ALAMEDA	\$39,818
PERALTA	LANEY COLLEGE	\$50,692
PERALTA	MERRITT COLLEGE	\$38,006
RANCHO SANTIAGO	SANTA ANA COLLEGE	\$110,499

District	College	Allocation
RANCHO SANTIAGO	SANTIAGO CANYON COLLEGE	\$47,974
REDWOODS	COLLEGE OF THE REDWOODS	\$54,544
RIO HONDO	RIO HONDO COLLEGE	\$72,440
RIVERSIDE	MORENO VALLEY COLLEGE	\$88,071
RIVERSIDE	NORCO COLLEGE	\$68,589
RIVERSIDE	RIVERSIDE COMMUNITY COLLEGE	\$115,483
SAN BERNARDINO	CRAFTON HILLS COLLEGE	\$52,958
SAN BERNARDINO	SAN BERNARDINO VALLEY COLLEGE	\$95,774
SAN DIEGO	SAN DIEGO CITY COLLEGE	\$209,723
SAN DIEGO	SAN DIEGO MESA COLLEGE	\$297,394
SAN DIEGO	SAN DIEGO MIRAMAR COLLEGE	\$240,306
SAN FRANCISCO	CITY COLLEGE OF SAN FRANCISCO	\$331,829
SAN JOAQUIN DELTA	SAN JOAQUIN DELTA COLLEGE	\$75,612
SAN JOSE-EVERGREEN	EVERGREEN VALLEY COLLEGE	\$50,466
SAN JOSE-EVERGREEN	SAN JOSE CITY COLLEGE	\$54,317
SAN LUIS OBISPO	CUESTA COLLEGE	\$47,747
SAN MATEO	CAÑADA COLLEGE	\$52,731

District	College	Allocation
SAN MATEO	COLLEGE OF SAN MATEO	\$89,431
SAN MATEO	SKYLINE COLLEGE	\$81,502
SANTA BARBARA	SANTA BARBARA CITY COLLEGE	\$61,566
SANTA CLARITA	COLLEGE OF THE CANYONS	\$125,451
SANTA MONICA	SANTA MONICA COLLEGE	\$105,742
SEQUOIAS	COLLEGE OF THE SEQUOIAS	\$64,964
SHASTA-TEHAMA- TRINITY	SHASTA COLLEGE	\$83,767
SIERRA	SIERRA COLLEGE	\$140,176
SISKIYOU	COLLEGE OF THE SISKIYOU	\$30,304
SOLANO	SOLANO COMMUNITY COLLEGE	\$106,195
SONOMA	SANTA ROSA JUNIOR COLLEGE	\$100,531
SOUTH ORANGE	IRVINE VALLEY COLLEGE	\$77,424
SOUTH ORANGE	SADDLEBACK COLLEGE	\$116,616
SOUTHWESTERN	SOUTHWESTERN COLLEGE	\$263,413
STATE CENTER	CLOVIS COMMUNITY COLLEGE	\$56,809
STATE CENTER	FRESNO CITY COLLEGE	\$123,185

District	College	Allocation
STATE CENTER	MADERA COLLEGE	\$17,391
STATE CENTER	REEDLEY COLLEGE	\$75,159
VENTURA	MOORPARK COLLEGE	\$69,948
VENTURA	OXNARD COLLEGE	\$67,230
VENTURA	VENTURA COLLEGE	\$97,133
VICTOR VALLEY	VICTOR VALLEY COLLEGE	\$117,069
WEST HILLS	WEST HILLS COLLEGE COALINGA	\$17,391
WEST HILLS	WEST HILLS COLLEGE LEMOORE	\$53,184
WEST KERN	TAFT COLLEGE	\$28,038
WEST VALLEY-MISSION	MISSION COLLEGE	\$46,162
WEST VALLEY-MISSION	WEST VALLEY COLLEGE	\$42,084
YOSEMITE	COLUMBIA COLLEGE	\$31,210
YOSEMITE	MODESTO COLLEGE	\$78,330
YUBA	WOODLAND COMMUNITY COLLEGE	\$34,608
YUBA	YUBA COLLEGE	\$65,644

Veterans Resource Center Minimum Standards

Structure

- Minimum 500 square feet
- ADA Compliant
- Front Desk for intake services
- Computer Lab – Min. of 2 computers and 1 printer
- Study Area
- 2 Private rooms for counseling and certifying
- Designated signage
- Lounge area

Services

- Financial Aid Assistance (Required for schools participating in Principles of Excellence)
- Veteran specific tutoring
- Peer to peer mentoring
- Textbook loan program and/or book voucher program
- Mental health services for veteran on campus (may include outside organizations)
- Bridge to external services (housing, food, etc.)
- Coordination with other campus-based programs like, DSPS, Financial Aid, Health Center, SSSP, Student Equity, etc.
- Electronic devices loan program (Smartpens, Sonocent, Laptop, Tablet, etc.)

Staffing

- 1 full-time School Certifying Official (SCO) per 200 certifications/annually (per VA Administration recommendation)
- 1 Dedicated Director/Coordinator with a minimum of 300 certifications/annually (separate position from SCO and Counselor)
- 1 full-time equivalent Counselor with veteran specific training
- VA Work Study Students – To support program operations

Categorical Program: Grant Funded

GUIDED PATHWAYS

Total Allocation

\$47,500,000 to Colleges

\$2,500,000 to Set-Aside

2022-23 Funding Formula

- 20% awarded equally among all participating colleges.
- 35% awarded based on the percentage of full-time equivalent students at each participating college.
- 45% awarded based on the percentage of students at each participating college that satisfy the requirements to receive federal Pell Grants and the requirements in Section 68130.5.

2022-23 Spending Guidelines

Please see Guided Pathways (GP) Program Expenditure Guidelines PDF.

Required Reporting

For Colleges: Completion of Guided Pathways Workplan – January 31, 2023.

Other programmatic criteria as determined by the Chancellor's Office.

Contact

For questions, please contact Anthony Amboy at aamboy@cccco.edu or Michael Tran at mtran@cccco.edu.

Additional Resources

[Guided Pathways Program Expenditure Guidelines](#)

Guided Pathways Allocation Table

District	Allocation
ALLAN HANCOCK JOINT COMMUNITY COLLEGE DISTRICT	\$368,851
ANTELOPE VALLEY COMMUNITY COLLEGE DISTRICT	\$613,317
BARSTOW COMMUNITY COLLEGE DISTRICT	\$223,316
BUTTE-GLENN COMMUNITY COLLEGE DISTRICT	\$459,740
CABRILLO COMMUNITY COLLEGE DISTRICT	\$33,768
CERRITOS COMMUNITY COLLEGE DISTRICT	\$839,131
CHABOT-LAS POSITAS COMMUNITY COLLEGE DISTRICT	\$646,378
CHAFFEY COMMUNITY COLLEGE DISTRICT	\$752,905
CITRUS COMMUNITY COLLEGE DISTRICT	\$487,616
COAST COMMUNITY COLLEGE DISTRICT	\$1,196,937
COMPTON COMMUNITY COLLEGE DISTRICT	\$284,710
CONTRA COSTA COMMUNITY COLLEGE DISTRICT	\$1,073,452
COPPER MOUNTAIN COMMUNITY COLLEGE DISTRICT	\$155,312
DESERT COMMUNITY COLLEGE DISTRICT	\$506,464
EL CAMINO COMMUNITY COLLEGE DISTRICT	\$780,200
FEATHER RIVER COMMUNITY COLLEGE DISTRICT	\$124,289

District	Allocation
FOOTHILL-DEANZA COMMUNITY COLLEGE DISTRICT	\$758,954
GAVILAN JOINT COMMUNITY COLLEGE DISTRICT	\$242,363
GLENDALE COMMUNITY COLLEGE DISTRICT	\$567,095
GROSSMONT-CUYAMACA COMMUNITY COLLEGE DISTRICT	\$809,059
HARTNELL COMMUNITY COLLEGE DISTRICT	\$341,851
IMPERIAL COMMUNITY COLLEGE DISTRICT	\$448,933
KERN COMMUNITY COLLEGE DISTRICT	\$1,296,069
LAKE TAHOE COMMUNITY COLLEGE DISTRICT	\$138,070
LASSEN COMMUNITY COLLEGE DISTRICT	\$118,220
LONG BEACH COMMUNITY COLLEGE DISTRICT	\$901,319
LOS ANGELES COMMUNITY COLLEGE DISTRICT	\$4,237,056
LOS RIOS COMMUNITY COLLEGE DISTRICT	\$2,063,593
MARIN COMMUNITY COLLEGE DISTRICT	\$169,712
MENDOCINO-LAKE COMMUNITY COLLEGE DISTRICT	\$196,302
MERCED COMMUNITY COLLEGE DISTRICT	\$454,624
MIRACOSTA COMMUNITY COLLEGE DISTRICT	\$445,395
MONTEREY PENINSULA COMMUNITY COLLEGE DISTRICT	\$260,923

District	Allocation
MT. SAN ANTONIO COMMUNITY COLLEGE DISTRICT	\$1,163,682
MT. SAN JACINTO COMMUNITY COLLEGE DISTRICT	\$571,743
NAPA VALLEY COMMUNITY COLLEGE DISTRICT	\$212,363
NORTH ORANGE COUNTY COMMUNITY COLLEGE DISTRICT	\$1,283,409
OHLONE COMMUNITY COLLEGE DISTRICT	\$257,443
PALO VERDE COMMUNITY COLLEGE DISTRICT	\$129,515
PALOMAR COMMUNITY COLLEGE DISTRICT	\$616,059
PASADENA AREA COMMUNITY COLLEGE DISTRICT	\$912,987
PERALTA COMMUNITY COLLEGE DISTRICT	\$847,941
RANCHO SANTIAGO COMMUNITY COLLEGE DISTRICT	\$883,132
REDWOODS COMMUNITY COLLEGE DISTRICT	\$240,615
RIO HONDO COMMUNITY COLLEGE DISTRICT	\$534,500
RIVERSIDE COMMUNITY COLLEGE DISTRICT	\$1,454,563
SAN BERNARDINO COMMUNITY COLLEGE DISTRICT	\$694,694
SAN DIEGO COMMUNITY COLLEGE DISTRICT	\$1,381,160
SAN FRANCISCO COMMUNITY COLLEGE DISTRICT	\$563,562
SAN JOAQUIN DELTA COMMUNITY COLLEGE DISTRICT	\$612,519

District	Allocation
SAN JOSE-EVERGREEN COMMUNITY COLLEGE DISTRICT	\$588,501
SAN LUIS OBISPO COUNTY COMMUNITY COLLEGE DISTRICT	\$335,479
SAN MATEO COUNTY COMMUNITY COLLEGE DISTRICT	\$620,012
SANTA BARBARA COMMUNITY COLLEGE DISTRICT	\$432,198
SANTA CLARITA COMMUNITY COLLEGE DISTRICT	\$529,660
SANTA MONICA COMMUNITY COLLEGE DISTRICT	\$769,404
SEQUOIAS COMMUNITY COLLEGE DISTRICT	\$539,743
SHASTA-TEHAMA-TRINITY COMMUNITY COLLEGE DISTRICT	\$393,052
SIERRA JOINT COMMUNITY COLLEGE DISTRICT	\$564,070
SISKIYOU JOINT COMMUNITY COLLEGE DISTRICT	\$151,672
SOLANO COMMUNITY COLLEGE DISTRICT	\$283,045
SONOMA COUNTY COMMUNITY COLLEGE DISTRICT	\$552,528
SOUTH ORANGE COUNTY COMMUNITY COLLEGE DISTRICT	\$846,657
SOUTHWESTERN COMMUNITY COLLEGE DISTRICT	\$669,553
STATE CENTER COMMUNITY COLLEGE DISTRICT	\$1,586,914
VENTURA COUNTY COMMUNITY COLLEGE DISTRICT	\$1,100,993
VICTOR VALLEY COMMUNITY COLLEGE DISTRICT	\$546,229

District	Allocation
WEST HILLS COMMUNITY COLLEGE DISTRICT	\$406,619
WEST KERN COMMUNITY COLLEGE DISTRICT	\$204,338
WEST VALLEY-MISSION COMMUNITY COLLEGE DISTRICT	\$456,441
YOSEMITE COMMUNITY COLLEGE DISTRICT	\$805,507
YUBA COMMUNITY COLLEGE DISTRICT	\$461,574

Guided Pathways Expenditure Guidelines

The State of California's \$150 million one-time investment in the Guided Pathways Award Program will give each of our 114 colleges the opportunity to begin implementation of the Guided Pathways framework. This investment will support an intensive five-year planning and implementation process at each participating college. Using the Guided Pathways framework, colleges will rethink and redesign programs and services into cohesive, campus-wide strategies to achieve the outcomes expected by the state, our system, and our students. Guided Pathways allocations are to be used to directly support the implementation of the Guided Pathways framework.

REASONABLE and JUSTIFIABLE

All expenditures should be reasonable and justifiable. "Reasonable" means expenditures are prudent and every effort is made to utilize funds efficiently. "Justifiable" means expenditures are consistent with goals and activities related to Guided Pathways implementation. Colleges are strongly urged to develop policies and procedures to document and justify Guided Pathways expenditures. Developing written documentation prior to the time of expenditure is recommended. This documentation should clearly establish the link between a given expenditure and Guided Pathways goals and objectives.

ULTIMATE RESPONSIBILITY

Colleges and districts are ultimately responsible for expenditure decisions. This responsibility cannot be delegated. Guided Pathways will be included in the District Audit Manual with the expectation that expenditures district-contracted auditors annually audit expenditures. Audits may also be conducted by the California Bureau of State Audits, the Chancellor's Office, or other government agencies with a lawful interest in the expenditure of funds.

NON-ALLOWABLE EXPENDITURES

The Chancellor's Office has identified the following non-allowable expenditures:

- 1.** Gifts -- Public funds may not be used for gifts or monetary awards of any kind. Expenditures for a public purpose are not considered a gift of public funds.
- 2.** Stipends for students -- funds cannot be used to pay stipends to students for participation in program or classroom activities.
- 3.** Political Contributions.
- 4.** Courses -- funds may not be used to pay for the delivery of courses that generate FTES.

5. Supplanting – Any funds spent on these programs should supplement, not replace, general or state categorical (restricted) district funds expended on similar program activities prior to the availability of program funding. This restriction applies to categorical programs and any other federal, state, and county programs.

In general, the Chancellor’s Office will not provide an exhaustive list of allowable and non-allowable expenditures, as decisions for each expenditure must be made locally according to program objectives and activities, and the “reasonable and justifiable” criteria as outlined above.

PERKINS V: 1B-REGIONAL CONSORTIA ALLOCATIONS

Total Allocation

\$2,570,000

2022-23 Funding Formula

The Regional Collaboration and Coordination grants were issued through a competitive Request for Application process.

2022-23 Spending Guidelines

The Carl D. Perkins Career and Technical Education Act (Perkins Act) is the primary Federal law aimed at developing and supporting career and technical education (CTE) programs for secondary and postsecondary students. Districts must obligate all funds by June 30, 2023. In addition, under the Uniform Administrative Requirements, Cost Principles, and Audit Requirements for Federal Awards (Uniform Guidance) at 2 CFR § 200.344 (b), grantees must liquidate obligations within 60 days of the end of the funding period, unless an extension is approved by the State office. Each grantee is responsible for accounting for the expenditure of the one-year grant allocation. Federal Perkins V funds cannot be carried into the following fiscal year.

Required Reporting

Reporting Date	Fiscal Requirement
October 15, 2022	Report For Quarter Reimbursement Due
January 15, 2023	Report For Quarter Reimbursement Due
April 15, 2023	Report For Quarter Reimbursement Due
July 15, 2023	Report For Quarter Reimbursement Due
August 31, 2023	Final Report

Contact

For questions, please contact JeanClaude Mbomeda at jmbomeda@cccco.edu.

Additional Resources

[Regional Consortia Chairs and contact information](#)

[Regional Monitors and Contact Information](#)

2022-23 Regional Collaboration and Coordination Grant Allocation Table

Region	District	Allocation
FAR NORTH	BUTTE-GLENN COMMUNITY COLLEGE DISTRICT	\$406,502
BAY AREA	CABRILLO COMMUNITY COLLEGE DISTRICT	\$531,890
ORANGE COUNTY	RANCHO SANTIAGO COMMUNITY COLLEGE DISTRICT	\$245,353
CENTRAL VALLEY/MOTHERLODE	KERN COMMUNITY COLLEGE DISTRICT	\$286,875
SOUTH CENTRAL COAST	SANTA BARBARA COMMUNITY COLLEGE DISTRICT	\$223,417
INLAND EMPIRE DESERT	RIVERSIDE COMMUNITY COLLEGE DISTRICT	\$252,172
SAN DIEGO/IMPERIAL	GROSSMONT-CUYAMACA COMMUNITY COLLEGE DISTRICT	\$245,419
LOS ANGELES COUNTY	PASADENA AREA COMMUNITY COLLEGE DISTRICT	\$378,372

PREPARATION FOR ALLOCATION OF FY 22-23 INFORMATION TECHNOLOGY AND SECURITY FUNDING

TO: Chief Executive Officers
Chief Information Systems Officer Association
Chief Business Officers

FROM: Valerie Lundy-Wagner, PhD, Vice Chancellor
Digital Innovation and Infrastructure (DII)

RE: Preparation for Allocation of FY 22-23 Information Technology and Security Funding

In recognition of persistent college and district security risks and efforts to improve data security oversight, fraud mitigation, and online learning quality, the 2022 Budget Act, through AB 178 and AB 182, provides \$75 million in one-time and \$25 million in ongoing funds toward the implementation of local and systemwide technology and data security efforts.

This memo outlines key steps colleges and districts should take prior to the allocation of funds, a timeline of deliverables, and a plan for supporting districts throughout the process. During the first quarter (Q1) of fiscal year (FY) 22-23, colleges and/or districts are expected to complete the local technology inventory, implement the systemwide Identity and Access Management (IAM) license, and complete the Cybersecurity Self-Assessment. The Chancellor's Office will support the system by providing the Microsoft M365 A5 Security Suite license for IAM, facilitating completion of the Identity Proofing technology review, and planning for a systemwide Security Operations Center, as outlined below.

Summary of Key Dates (as of August 1, 2022)

Deliverable	Timeline
Technology Inventory completed systemwide	ASAP
Systemwide Microsoft M365 A5 Security Suite license secured	August 2022
Cybersecurity Self-Assessment released	August 2022
ID Proofing vendor submission review begins	August 2022

Deliverable	Timeline
IT and Data Security base funds provided to districts (\$50,000 per college)	September 2022
Cybersecurity Self-Assessments review begins	September 2022
Allocation of IT and Data Security funds	First Principal Apportionment (P1) February 2023

STEPS TO PREPARE FOR LOCAL ALLOCATIONS

Complete the Local Technology Inventory

In alignment with the *Vision for Success*, the Chancellor's Office is firmly committed to digital equity and ensuring the protection of all 116 colleges and 73 districts as well as the students they serve. To understand disparities related to information technology (IT) infrastructure across the system, for the first time, the Chancellor's Office rolled out a technology application inventory in March 2022. The purpose of this inventory was to better understand the extent to which systemwide technology investments were being leveraged, and surface initial information about the type of capacity colleges and districts have for IT, security, and accessibility. This information will be used in concert with the cybersecurity self-assessment (mentioned later in this memo) for design of the one-time and ongoing funding allocations.

As of today, 105 of 116 colleges have completed this inventory. If you are unsure if your college has completed this inventory or if you have questions about it, please contact Rupal Shah, Chancellor's Office Technical Assistance Provider (TAP) Lead Enterprise Architect at rshah@cccco.edu or your college relationship manager at the California Community Colleges Technology (Tech) Center via crms@ccctechcenter.org.

Implement Identity and Access Management

In FY21-22, the Chancellor's Office directed the DII TAP and Tech Center team to review Identity and Access Management (IAM) options shared by the Telecommunications and Technology Advisory Committee (TTAC) and partner groups (e.g., Chief Information Systems Officers Association leadership). IAM is a system that manages, maintain, and protects an individual's identity. A thorough analysis was conducted on two vendors focusing on current offerings, strategy, market presence, technology costs, local

implementation capacity needs, and other known information (e.g., from the technology inventory).

To ensure that all colleges can benefit from the systemwide IAM investment (near) **immediately**, the Chancellor's Office will plan to use one-time funds for an extended period contract to purchase the Microsoft M365 A5 Security Suite for all colleges and districts starting in FY22-23. The Microsoft M365 A5 Security Suite includes many advanced security features beyond IAM, including Multi-Factor Authentication, Endpoint Detection and Response, Data Loss Prevention, Privileged Identity Management, Identity Governance and Auditing, as well as many other technical features that may not be currently available to colleges.

The Chancellor's Office is in ongoing discussion with CollegeBuys, Microsoft, ComputerLand, and the Tech Center to ensure this plan moves forward. Colleges subscribing to the full M365 A5 Security Suite can expect a \$31.44 per Education Qualified User (EQU) discount off the regular CollegeBuys price offered by ComputerLand for the September 2022 anniversary order, and those newly subscribing to the M365 A3 + the M365 A5 Security Suite will receive a price of \$0 for the M365 A5 Security Suite. Please review communications from ComputerLand for pertinent deadlines.

Given that many colleges and districts are likely to face challenges implementing the M365 A5 Security Suite license, one-time funding for professional services will be available to colleges with limited capacity to ensure that this investment is maximized. Additional details on how to request these services will be provided in a forthcoming memo and based at least in part on the technology inventory and cybersecurity self-assessments.

Complete the Cybersecurity Self-Assessment

Pursuant to the AB 178 legislation, as a condition of receiving cybersecurity funds and services, districts must complete an annual Cybersecurity Self-Assessment. This will provide the Chancellor's Office with information that helps ensure local vulnerabilities are prioritized and remediated through a combination of the one-time and ongoing state funds. The cybersecurity self-assessment will be used to determine alignment with the National Institute of Standards and Technology (NIST) Computer Systems Laboratory (CSL) score and report on their current phase in Cal-Secure standards.

The Chancellor's Office will release a memo by mid-August describing the process for completing the self-assessment, which will be sent via the CISO list-serve. Please note: staff are added to the CISO list based on district-specific designation with local IT offices. For colleges that share IT responsibility across their district, please consider working together in order to complete the self-assessment as necessary and relevant.

Information on how to complete the self-assessment will be provided in upcoming webinars and virtual office hours throughout the month of August. Registration

information for these sessions will also be disseminated on the CISOA list-serv over the next few weeks. Following the webinars, questions regarding the self-assessments should be directed to TAP Information Security Lead, Stephen Heath (sheath@cccco.edu).

Given that virtually all colleges and/or districts have been working to improve IT infrastructure and mitigate security vulnerabilities, the Chancellor's Office will distribute base funds of \$50,000 to each college in September 2022 to support pre-existing work related to IT infrastructure and security. These funds may be used to support timely completion of the technology inventory and cybersecurity self-assessment.

Review of Identify (ID) Proofing Options

Systemwide ID Proofing systems will help reduce fraud by reliably confirming the identity of admission applicants in OpenCCC and CCCApply and is expected to significantly reduce the local workload by staff in Admissions and Records, Financial Aid and IT departments. After engaging TTAC and CISOA members, a request for information (or RFI) was opened in May 2022 to understand the ID Proofing market. The Chancellor's Office received multiple vendor responses and in coming days, a review committee – comprised primarily of the Systemwide Architecture Committee (SAC) - will review vendor submissions and provide the Chancellor's Office with a criteria-based recommendation for systemwide investment and inform appropriate next steps.

Security Operations Center

A long-identified need of the system is a centralized Security Operations Center (or SOC) that can provide Security Incident and Event Manager (SIEM) technologies as well as Managed Detection and Response (MDR) services. The purpose of establishing a systemwide SOC is to establish a team of experts that proactively monitor cybersecurity capabilities, coordinate around incident response and mitigation, as well as remediation and compliance support. The Chancellor's Office has already begun to engage with the Tech Center, as well as TTAC and SAC, to refocus systemwide security supports made available and how to determine a baseline level of Incident Response to the system. In addition, the Chancellor's Office will engage with other public education segments and state agencies to understand scope, costs, efficiencies, etc. The Chancellor's Office anticipates completing a draft plan for a systemwide Security Operations Center this fall.

More information on the allocation of one-time and ongoing funds will be shared in the next month. In the meantime, if you need assistance related to your local cybersecurity posture, please reach out to DII TAP Information Security Lead, Stephen Heath (sheath@cccco.edu). For any other questions or concerns, do not hesitate to contact me at vlundywagner@cccco.edu or 916-322-1928.

cc: Daisy Gonzales, Interim Chancellor
Marty Alvarado, Executive Vice Chancellor
John Hetts, Executive Vice Chancellor
Lizette Navarette, Executive Vice Chancellor
Gary Bird, Information Technology Specialist II
Russell Grant, information Technology Specialist I

ZERO TEXTBOOK COSTS (ZTC) PROGRAM

Memo Number: ESS 22-100-005

TO: Chief Executive Officers
Chief Business Officers
Chief Instructional Officers
Chief Student Services Officers
Academic Senate for the California Community Colleges

FROM: Rebecca Ruan-O'Shaughnessy
Vice Chancellor, Educational Services and Support

RE: Zero Textbook Cost Program – Overview and Guidance

The Legislature appropriated \$115 million to the California Community Colleges in the 2021 Budget Act in one-time funding for the Zero-Textbook-Cost Degree Grant (ZTC) program. The program intends to “reduce the overall cost of education for students and decrease the time it takes students to complete degree programs offered by community colleges.” ([Education Code Section 78050-78052](#)). This memo provides (1) brief background information about the program and (2) an overview of the Chancellor’s Office’s multi-pronged approach to ensure the program’s alignment with the Vision for Success and (3) identifies resources that may prove helpful for colleges.

1. ZTC Program Background

The Legislature appropriated \$5 million in one-time funding in 2016 to launch a pilot ZTC Program. It established planning and implementation grants for institutions to develop program pathways free of textbook costs. This pilot-program investment provided grants to 34 colleges, creating 37 certificate and degree programs and 404 courses with no textbook costs, in a three-year timeframe. Still, there was insufficient data to evaluate the true impact of the pilot program on the overall cost of education or the time to completion for students across the system. See the [Zero Textbook Cost Degree Grant Program Report](#).

The Legislature’s historic 2021 investment of \$115 million for the ZTC program renews the effort to help California community colleges students meaningfully eliminate conventional textbook costs, increase college affordability, and remove inequitable financial, administrative, and psychological loads that students without access to financial resources experience. To that end, the Chancellor’s Office has taken a multi-pronged approach to ensure alignment between ZTC program design and implementation and the Vision for Success.

2. Multi-pronged Approach to Implement the ZTC Program

a. New Instructional Materials Data Element

The Chancellor's Office launched in May 2022 a [new data element, XB 12: Instructional Materials Cost](#), in the Management Information System as an initial infrastructure-building step to collect systemwide data on instructional material costs. As part of their data submissions each term, colleges will report on how they made instructional materials for each course section available to students. The new data from these submissions will help bring the community colleges closer to understanding the various strategies institutions utilize to make course sections no or low cost. The Chancellor's Office will continue to work with our system partners to refine the data collection so it provides additional insight on high impact levers that significantly lower the overall cost of education for students.

b. ZTC Taskforce

The Chancellor's Office will convene a ZTC Taskforce in the fall of 2022 to evaluate the existing infrastructure in place that guides instructional material choices and provide recommendations to structural changes that will facilitate the creation of sustainable solutions that reduce textbook costs for students in the long term.

Specifically, this taskforce will:

- Inform the development of a systemwide approach to alleviate the administrative, financial, and psychological burdens of accessing textbooks that students currently experience;
- Provide recommendations on baseline policies and regulations that strengthen equitable access to required instructional materials;
- Provide guidance on maximizing, leveraging, or adjusting existing system resources to support a student-centered, zero-cost textbook priority;
- Provide recommendations for establishing a robust and sustained open educational resource support infrastructure; and
- Inform strategies for state-level support and resources needed to enhance campus efforts to adopt zero textbook cost policies and practices.

c. ZTC Grants – Phases 1 and 2

The Chancellor's Office is releasing ZTC grants in multiple funding phases. Phase 1 provides \$20,000 to 115 colleges to begin planning the development of a ZTC program. Phase 2 provides additional funding to support colleges in implementing ZTC programs locally. Additional funds will be available for future phases of grants. For each of the

grant phases, the Chancellor's Office will provide an informational webinar and office hours for questions.

In Phase 1, each college will receive an initial grant of \$20,000 through district apportionment in September to begin planning the development of a ZTC program. As a condition of receiving this funding, colleges will certify their commitment to develop ZTC programs that comply with the legislative requirements and align with the Vision for Success. The ZTC program assurances will be available in NOVA August 30, 2022, and colleges must certify by November 1, 2022.

In Phase 2, colleges and/or districts will apply for funding to develop and implement ZTC programs locally by responding to the Chancellor's Office's Request for Applications. Applicants will provide details about their proposed ZTC program(s) and self-assessments of their institutions' capacity to support that effort. The Request for Applications will be released in Fall 2022 through NOVA, and awardees may receive up to \$200,000 for each degree developed and implemented.

3. Resources for Institutional Support

a. Field Guidance

As the Chancellor's Office continues the roll-out of the ZTC program, it will provide informational webinars and office hours.

[Register for the XB 12: Instructional Materials Cost Informational Meeting](#)– On August 16, 2022, at 1:30PM, join us for an overview of the new data element and its implementation schedule.

[Register for the ZTC Phase 1 and Phase 2 Grants Overview Meeting](#)– On August 30, at 1:30PM, the Chancellor's Office will provide an overview the initial rounds of grant funding for the ZTC program.

[ZTC Program Weekly Office Hours](#) – Beginning Friday, August 26, 9:00AM – 10:00AM, the Chancellor's Office will hold weekly office hours for ZTC Program questions.

[NOVA video tutorials are available online.](#) For a new login and access to NOVA, please visit <https://nova.cccco.edu/request-access>.

b. ZTC Program related Statutes and Regulations

- [Education Code Section 78050-78052](#) –Zero-Textbook-Cost Degree Grant Program
- [Education Code Section 66406.9](#) – Highlighting courses with free textbooks
- [Education Code Section 66408](#) – Digital Open Source Library

- [California Code of Regulations, Title 5, Section 59404](#) – District Policies and Regulations for Instructional Materials.

c. Additional Resources

- [Academic Senate for the California Community Colleges Open Educational Resources Initiative](#) expands the availability and adoption of high-quality open educational resources. They provide informational webinars and events, links to OER resources, and a team of local OER Liaisons who advocate for awareness, adoption and support.
- [Community College Consortium for Open Education Resources](#) promotes the awareness and adoption of open educational policies, practices, and resources. They provide resources, support and opportunities for collaboration for learning, planning and implementing successful open educational programs.
- [Cool4Ed](#) is an OER repository service by the California State University Multimedia Educational Resource for Learning and Online Teaching (MERLOT) program.
- [Open for Antiracism Program](#) is a 4-week facilitated course on making content and classroom practices antiracist.
- [Libretexts](#) is an online textbook platform open to students, faculty and scholars.
- [OpenStax](#) is a repository of textbooks available to instructors and students.

For questions regarding this memo or the ZTC program, contact Erin Larson, Specialist, Educational Services and Support, at elarson@cccco.edu. For general information about the ZTC program send your questions to ztc@cccco.edu.

cc: Marty Alvarado, Executive Vice Chancellor, Equitable Student Learning, Experience & Impact

John Hetts, Executive Vice Chancellor, Innovation, Data Evidence and Analytics

Lizette Navarette, Executive Vice Chancellor, Institutional Supports and Success

Aisha, Lowe, Vice Chancellor, Educational Services and Support

David O'Brien, Vice Chancellor, Government Relations

Sandra Sanchez, Interim Vice Chancellor, Workforce and Economic Development

CCCCO Staff

Total Allocation

\$115,000,000

2021-22 Funding Formula

A base allocation of \$20,000 will be allocated to all 115 brick and motor colleges.

All other grants will begin apportionment after the conclusion of the Request for Application (RFA) process. The first RFA release is tentatively scheduled for Fall 2022.

[Education Code Sections 78050-78052](#) includes the details for ZTC program grants and outlines the authority of the Chancellor's office to issue additional grants for planning and open educational resources. Statute also allows for three percent of the appropriation for technical assistance provided by a district.

2021-22 Spending Guidelines

Each college is awarded a \$20,000 planning grant to confirm their participation in the ZTC program and certify that they will meet the development, implementation and reporting requirements. Colleges or districts awarded implementation grants will develop degree and/or certificate programs free of textbook costs. Grantees may use the funds for professional development, coordinating local departments and resources, or curating or creating open educational resources. These programs will prioritize existing open educational resources before committing funds to create new open educational resources. For additional grants and open educational resources grants, the Chancellor's Office will develop the spending guidelines.

Required Reporting

A report to the Legislature, the Legislative Analyst's Office and the Department of Finance is due June 30, 2027 and must include: the number of degrees developed and implemented, open educational resources developed and curated, the number of degrees eliminated textbook costs, number of degrees that significantly lowered textbook costs, estimated annual savings to students, number of students completing a ZTC program and recommendations to increase, expand or improve the offerings of degrees and use of open educational resources. The ZTC program also provides the Chancellor's Office with the authority to include additional reporting requirements.

Contact

For questions, please contact Erin Larson at elarson@cccco.edu.

Additional Resources

[Education Code Sections 78050-78052](#)

2022-23 Zero Textbook Costs Allocation Table

District	College	Allocation
ALLAN HANCOCK	ALLAN HANCOCK COLLEGE	\$20,000
ANTELOPE VALLEY	ANTELOPE VALLEY COLLEGE	\$20,000
BARSTOW	BARSTOW COLLEGE	\$20,000
BUTTE	BUTTE COLLEGE	\$20,000
CABRILLO	CABRILLO COLLEGE	\$20,000
CERRITOS	CERRITOS COLLEGE	\$20,000
CHABOT-LAS POSITAS	CHABOT COLLEGE	\$20,000
CHABOT-LAS POSITAS	LAS POSITAS COLLEGE	\$20,000
CHAFFEY	CHAFFEY COLLEGE	\$20,000
CITRUS	CITRUS COLLEGE	\$20,000
COAST	COASTLINE COMMUNITY COLLEGE	\$20,000
COAST	GOLDEN WEST COLLEGE	\$20,000
COAST	ORANGE COAST COLLEGE	\$20,000
COMPTON	COMPTON COLLEGE	\$20,000
CONTRA COSTA	CONTRA COSTA COLLEGE	\$20,000
CONTRA COSTA	DIABLO VALLEY COLLEGE	\$20,000

District	College	Allocation
CONTRA COSTA	LOS MEDANOS COLLEGE	\$20,000
COPPER MOUNTAIN	COPPER MOUNTAIN COLLEGE	\$20,000
DESERT	COLLEGE OF THE DESERT	\$20,000
EL CAMINO	EL CAMINO COLLEGE	\$20,000
FEATHER RIVER	FEATHER RIVER COLLEGE	\$20,000
FOOTHILL-DEANZA	DE ANZA COLLEGE	\$20,000
FOOTHILL-DEANZA	FOOTHILL COLLEGE	\$20,000
GAVILAN	GAVILAN COLLEGE	\$20,000
GLENDALE	GLENDALE COMMUNITY COLLEGE	\$20,000
GROSSMONT-CUYAMACA	CUYAMACA COLLEGE	\$20,000
GROSSMONT-CUYAMACA	GROSSMONT COLLEGE	\$20,000
HARTNELL	HARTNELL COLLEGE	\$20,000
IMPERIAL	IMPERIAL VALLEY COLLEGE	\$20,000
KERN	BAKERSFIELD COLLEGE	\$20,000
KERN	CERRO COSO COMMUNITY COLLEGE	\$20,000
KERN	PORTERVILLE COLLEGE	\$20,000
LAKE TAHOE	LAKE TAHOE COMMUNITY COLLEGE	\$20,000

District	College	Allocation
LASSEN	LASSEN COLLEGE	\$20,000
LONG BEACH	LONG BEACH CITY COLLEGE	\$20,000
LOS ANGELES	EAST LOS ANGELES COLLEGE	\$20,000
LOS ANGELES	LOS ANGELES CITY COLLEGE	\$20,000
LOS ANGELES	LOS ANGELES HARBOR COLLEGE	\$20,000
LOS ANGELES	LOS ANGELES MISSION COLLEGE	\$20,000
LOS ANGELES	LOS ANGELES PIERCE COLLEGE	\$20,000
LOS ANGELES	LOS ANGELES SOUTHWEST COLLEGE	\$20,000
LOS ANGELES	LOS ANGELES TRADE-TECH COLLEGE	\$20,000
LOS ANGELES	LOS ANGELES VALLEY COLLEGE	\$20,000
LOS ANGELES	WEST LOS ANGELES COLLEGE	\$20,000
LOS RIOS	AMERICAN RIVER COLLEGE	\$20,000
LOS RIOS	COSUMNES RIVER COLLEGE	\$20,000
LOS RIOS	FOLSOM LAKE COLLEGE	\$20,000
LOS RIOS	SACRAMENTO CITY COLLEGE	\$20,000
MARIN	COLLEGE OF MARIN	\$20,000
MENDOCINO-LAKE	MENDOCINO COLLEGE	\$20,000

District	College	Allocation
MERCED	MERCED COLLEGE	\$20,000
MIRA COSTA	MIRA COSTA COLLEGE	\$20,000
MONTEREY	MONTEREY PENINSULA COLLEGE	\$20,000
MT. SAN ANTONIO	MT. SAN ANTONIO COLLEGE	\$20,000
MT. SAN JACINTO	MT. SAN JACINTO COLLEGE	\$20,000
NAPA VALLEY	NAPA VALLEY COLLEGE	\$20,000
NORTH ORANGE	CYPRESS COLLEGE	\$20,000
NORTH ORANGE	FULLERTON COLLEGE	\$20,000
OHLONE	OHLONE COLLEGE	\$20,000
PALO VERDE	PALO VERDE COLLEGE	\$20,000
PALOMAR	PALOMAR COLLEGE	\$20,000
PASADENA	PASADENA CITY COLLEGE	\$20,000
PERALTA	BERKELEY CITY COLLEGE	\$20,000
PERALTA	COLLEGE OF ALAMEDA	\$20,000
PERALTA	LANEY COLLEGE	\$20,000
PERALTA	MERRITT COLLEGE	\$20,000
RANCHO SANTIAGO	SANTA ANA COLLEGE	\$20,000

District	College	Allocation
RANCHO SANTIAGO	SANTIAGO CANYON COLLEGE	\$20,000
REDWOODS	COLLEGE OF THE REDWOODS	\$20,000
RIO HONDO	RIO HONDO COLLEGE	\$20,000
RIVERSIDE	MORENO VALLEY COLLEGE	\$20,000
RIVERSIDE	NORCO COLLEGE	\$20,000
RIVERSIDE	RIVERSIDE COMMUNITY COLLEGE	\$20,000
SAN BERNARDINO	CRAFTON HILLS COLLEGE	\$20,000
SAN BERNARDINO	SAN BERNARDINO VALLEY COLLEGE	\$20,000
SAN DIEGO	SAN DIEGO CITY COLLEGE	\$20,000
SAN DIEGO	SAN DIEGO MESA COLLEGE	\$20,000
SAN DIEGO	SAN DIEGO MIRAMAR COLLEGE	\$20,000
SAN FRANCISCO	CITY COLLEGE OF SAN FRANCISCO	\$20,000
SAN JOAQUIN DELTA	SAN JOAQUIN DELTA COLLEGE	\$20,000
SAN JOSE-EVERGREEN	EVERGREEN VALLEY COLLEGE	\$20,000
SAN JOSE-EVERGREEN	SAN JOSE CITY COLLEGE	\$20,000
SAN LUIS OBISPO	CUESTA COLLEGE	\$20,000
SAN MATEO	CAÑADA COLLEGE	\$20,000

District	College	Allocation
SAN MATEO	COLLEGE OF SAN MATEO	\$20,000
SAN MATEO	SKYLINE COLLEGE	\$20,000
SANTA BARBARA	SANTA BARBARA CITY COLLEGE	\$20,000
SANTA CLARITA	COLLEGE OF THE CANYONS	\$20,000
SANTA MONICA	SANTA MONICA COLLEGE	\$20,000
SEQUOIAS	COLLEGE OF THE SEQUOIAS	\$20,000
SHASTA-TEHAMA- TRINITY	SHASTA COLLEGE	\$20,000
SIERRA	SIERRA COLLEGE	\$20,000
SISKIYOU	COLLEGE OF THE SISKIYOU	\$20,000
SOLANO	SOLANO COMMUNITY COLLEGE	\$20,000
SONOMA	SANTA ROSA JUNIOR COLLEGE	\$20,000
SOUTH ORANGE	IRVINE VALLEY COLLEGE	\$20,000
SOUTH ORANGE	SADDLEBACK COLLEGE	\$20,000
SOUTHWESTERN	SOUTHWESTERN COLLEGE	\$20,000
STATE CENTER	CLOVIS COMMUNITY COLLEGE	\$20,000
STATE CENTER	FRESNO CITY COLLEGE	\$20,000

District	College	Allocation
STATE CENTER	MADERA COLLEGE	\$20,000
STATE CENTER	REEDLEY COLLEGE	\$20,000
VENTURA	MOORPARK COLLEGE	\$20,000
VENTURA	OXNARD COLLEGE	\$20,000
VENTURA	VENTURA COLLEGE	\$20,000
VICTOR VALLEY	VICTOR VALLEY COLLEGE	\$20,000
WEST HILLS	WEST HILLS COLLEGE COALINGA	\$20,000
WEST HILLS	WEST HILLS COLLEGE LEMOORE	\$20,000
WEST KERN	TAFT COLLEGE	\$20,000
WEST VALLEY-MISSION	MISSION COLLEGE	\$20,000
WEST VALLEY-MISSION	WEST VALLEY COLLEGE	\$20,000
YOSEMITE	COLUMBIA COLLEGE	\$20,000
YOSEMITE	MODESTO COLLEGE	\$20,000
YUBA	WOODLAND COMMUNITY COLLEGE	\$20,000
YUBA	YUBA COLLEGE	\$20,000

Categorical Program -- Guidance To Be Determined

CAEP- CALIFORNIA ADULT EDUCATION PROGRAM

Expected release of guidance: February 2023

Preliminary Allocations: February 2023

Final Allocations Memo: July 2023

CCC ASIAN AMERICAN, NATIVE HAWAIIAN, AND PACIFIC ISLANDER STUDENT ACHIEVEMENT PROGRAM

Expected release of guidance: January 2023

CCC EQUITABLE PLACEMENT AND COMPLETION GRANT PROGRAM

Expected release of guidance: February 2023

CCC PATHWAY TO LAW SCHOOL INITIATIVE

Expected release of guidance: October 2022

CLASSIFIED EMPLOYEE SUMMER ASSISTANCE PROGRAM

Expected release of guidance:

Program to be implemented for Summer 2023

COMMON COURSE NUMBERING SYSTEM

Expected release of guidance: February 2023

ECONOMIC DEVELOPMENT - CONTRACT (GRANT)

Expected release of guidance: February 2023

HIRE UP PILOT PROGRAM

Expected release of guidance: October 2022

IMPLEMENTATION OF TRANSFER REFORMS IN AB 928

Expected release of guidance: February 2023

NATIVE AMERICAN STUDENT SUPPORT AND SUCCESS PROGRAM

Expected release of guidance: January 2023

NURSING PROGRAM SUPPORT + ATTRITION REDUCTION IN NURSING PROGRAMS – APPORTIONMENT

Expected release of guidance: February 2023

PART-TIME FACULTY HEALTH INSURANCE

Expected release of guidance: September 2022

(Trailer Bill Language in progress)

RISING SCHOLARS NETWORK- 5-YEAR PROGRAM EVALUATION PROJECT

Expected release of guidance: February 2023

RISING SCHOLARS NETWORK- MODEL PROGRAMMING TECHNICAL ASSISTANCE

Expected release of guidance: February 2023

RISING SCHOLARS NETWORK- MODEL PROGRAMMING, 5-YEAR GRANT CYCLES FOR 45 COMMUNITY COLLEGES – GRANT

Expected release of guidance: February 2023

RISING SCHOLARS NETWORK- SUPPORT TRANSFER EDUCATION AND ARTICULATION -PROJECTS & COMMON COURSE NUMBERING

Expected release of guidance: February 2023

STRONG WORKFORCE PROGRAM

Expected release of guidance: February 2023

Appendices

APPENDIX A: SUMMARY OF CATEGORICAL PROGRAM ACCOUNTING

Categorical Program Accounting Summary 2022-2023

Updated 8.18.2022

Program Name	Program Contact	Ongoing or One-Time	Revenue Control	Allocation Methodology	Match Requirement	Expenditure Deadline	Reporting Requirements
Access to Print and Electronic Information	Thalia Marroquin, tmarrouquin@cccco.edu (916) 322-7924	Ongoing	Restricted 8620	Calculation was made by giving each college \$10K then splitting the rest based on overall student count from prior-prior MIS data.	N/A	N/A	Year-end expenditure reporting due each fall. Reported through SSARCC.
Adult Education	Gary Adams, gadams@cccco.edu , (916) 322-7079	Ongoing	Restricted 8620	Funds distributed based on the region's share of the statewide need for adult education, to support activities listed in their approved annual adult education three-year plan.	N/A	N/A	Consortium certified quarterly fiscal reporting into NOVA, student data reporting (quarterly or semester based), annual allocations, annual governance structure, various plan submissions: including long range (every 3 years), annual, district level work plan and budget.

Program Name	Program Contact	Ongoing or One-Time	Revenue Control	Allocation Methodology	Match Requirement	Expenditure Deadline	Reporting Requirements
Apprenticeship Allowance (RSI)	Sean McCobb, smccobb@cccco.edu , (916) 322-9048	Ongoing	Unrestricted 8610	Reimbursement-based system through which apprenticeship program sponsors (Community College Districts or Local Education Agencies) report seat time hours for each apprentice, paid at a specified hour rate effective July 1.	N/A	N/A	Quarterly and annual fiscal and programmatic reporting.
Basic Needs Center	Colleen Ganley, cganley@cccco.edu , (916) 323-3865 Mia Keeley, mkeeley@cccco.edu , (916) 327-5898	Ongoing	Restricted 8620	Each college receives \$130k, then 50% allocated on share of total headcount and 50% allocated on share of Pell recipients.	N/A	N/A	Annual reporting in NOVA
Board Financial Aid Program (BFAP)	Ruby Nieto, rnieto@cccco.edu , (916) 322-4200	Ongoing	Unrestricted 8620	Allocation calculated based on recent full year reconciled MIS financial aid data identifying unduplicated CCPG recipients by college. See Allocation Methodology for details.	Yes. See Maintenance of Effort (MOE).		BFAP-SFAA Form 2: Mid-Year Report for P2 adjustments. BFAP- SFAA Form 3: Annual Report – This is a Final Expenditures Report in SSARCC.
CalFresh Outreach	Colleen Ganley, cganley@cccco.edu , (916) 323-3865	Ongoing	Restricted 8620	Each district receives \$25,000 with the remaining amount evenly divided by the number of students exempt from paying nonresident tuition and the number of CCPG fee waivers at each district.	N/A	N/A	Expenditure Report due November 15, 2021.

Program Name	Program Contact	Ongoing or One-Time	Revenue Control	Allocation Methodology	Match Requirement	Expenditure Deadline	Reporting Requirements
California College Promise Program	Billy Wagner, mwagner@cccco.edu , (916) 322-0833	Ongoing	Restricted 8620	Based on: 1) Number of first-time, full-time non-California College Promise Grant students from the prior-prior year and the prior-prior-prior year. For example, for 2020-21, data from 2018-19 and 2017-18 is used. If there are remaining funds after (1) is calculated then, the remainder is split between (2) Pell Grant (90%) and (3) FTEs (10%).	N/A	N/A	Annual MIS Reporting.
California Work Opportunities and Responsibility to Kids (CalWORKS)	Nicole Alexander, nalexander@cccco.edu , (916) 324-7913	Ongoing	Restricted 8620	Each college allocated \$125k, remaining allocated on-prior-prior year MIS CalWORKS enrollment data. Programs are guaranteed 95% of prior year allocation.	Match Required for work-study.	N/A	Annual SSARCC expenditure report due October 2, 2023. Annual program plan due December 1, 2022.
Childcare Tax Bailout	Rina Rojas, rrojas@cccco.edu , (916) 324-2564	Ongoing	Restricted 8620	Funds allocated to specific districts based on their property tax assessments for childcare prior to the passage of Prop 13 and increased by COLA.	N/A	N/A	None.
California College Promise Grants (Formerly known as BOG Fee Waiver)	Santiago Morales smorales@cccco.edu	Ongoing	Restricted 8620	There is no allocation for this because it is an entitlement program for students.	N/A	N/A	Annual MIS Reporting.

Program Name	Program Contact	Ongoing or One-Time	Revenue Control	Allocation Methodology	Match Requirement	Expenditure Deadline	Reporting Requirements
College Rapid Rehousing Funds	Colleen Ganley, cganley@cccco.edu , (916) 323-3865	Ongoing	Restricted 8620	Participating colleges received allocations ranging from \$500,000 to \$700,000, based on total FTEs and will be distributed annually for three years.	N/A	N/A	Annual reporting, due 60 days following the end of the fiscal year.
Cooperative Agency Resource for Education (C.A.R.E.)	Mia Keeley, mkeeley@cccco.edu , (916) 327-5898	Ongoing	Restricted 8620	Each college receives a base allocation of \$30,000, the remaining funds distributed based on the number of CARE students served. If the program receives a cost of living adjustment, all programs receive an equal amount. Finally, each college is protected at 90% of their prior year allocation. If funds are not fully expended after two years from the initial allocation date, the Chancellor's Office will request a budget plan of action to ensure funds are spent in a timely manner to support students.	N/A	N/A	Annual MIS reporting and Annual Program Plans

Program Name	Program Contact	Ongoing or One-Time	Revenue Control	Allocation Methodology	Match Requirement	Expenditure Deadline	Reporting Requirements
COVID Recovery Block Grant	Lorena Romero, lromero@cccco.edu	One-Time	Restricted 8610	Actual reported 2021-22 P2 FTES	N/A	N/A	Report on use of funds due December 2023. Reports on Part-Time Faculty Health Insurance metrics due March 1, 2023 and March 1, 2026.
Deaf and Hard of Hearing	Thalia Marroquin, tmarrouquin@cccco.edu (916) 322-7924	Ongoing	Restricted 8620	\$9.6 million allocated based on unmet need for serving deaf and hard of hearing students.	4:1 match	N/A	Year-end expenditure reporting due each fall. Reported through SSARCC.
Disabled Student Program Services (D.S.P.S)	Thalia Marroquin, tmarrouquin@cccco.edu (916) 322-7924	Ongoing	Restricted 8620	Current calculation based on college prior year allocation plus additional funding increase/COLA in this year's state budget.	N/A	N/A	Year-end expenditure reporting due each fall. Reported through SSARCC.

Program Name	Program Contact	Ongoing or One-Time	Revenue Control	Allocation Methodology	Match Requirement	Expenditure Deadline	Reporting Requirements
Disaster Relief Emergency Student Financial Aid	Gina Browne, gbrowne@cccco.edu , (916) 374-4744	Ongoing	Restricted 8620	The allocation funding formula evenly divides the \$11 million appropriation into two factors: (1) number of students exempt from paying nonresident tuition and (2) the number of CCPG fee waivers at each college.	N/A	Funding available through June 30, 2023.	On or before January 20 each year, each community college that receives funding shall report to the Chancellor's Office the number of students served, the total amount of financial aid provided, and the average award amount provided to qualifying students. A report template sent to colleges the first week of January. The Chancellor's Office is required to report the information received from community colleges to the Department of Finance and Joint Legislative Budget Committee on or before January 30.
Dreamer Liaison	Heather McClenahan, hmcclenahan@cccco.edu , (916) 327-0075	Ongoing	Restricted 8620	Divides the \$11.6 million into 2 factors: Factor 1 - Base allocation \$5.8 million divided by 115 colleges. Factor 2 - divides \$5.8 million by FTE.	N/A		None.
Emergency Financial Aid	Billy Wagner, mwagner@cccco.edu	One-Time	Restricted 8620	FY 2019-20 AB 540 Student Totals + FY 2019-20 Promise Grant = Total Supplemental Data by District/Statewide Total x Total Allocation = District Allocation.	N/A	June 30, 2024	Districts report quarterly to the Chancellor's Office on use of funds, outcomes, and outputs.

Program Name	Program Contact	Ongoing or One-Time	Revenue Control	Allocation Methodology	Match Requirement	Expenditure Deadline	Reporting Requirements
Emergency Financial Aid (Supplemental)	Billy Wagner, mwagner@cccco.edu	One-Time	Restricted 8620	Each district receives proportionate share based on number of students exempt from paying nonresident tuition.	N/A	TBD	TBD
Equal Employment Opportunity	Tanya Bosch, tbosch@cccco.edu , (916) 445-1997	Ongoing and One-Time	Restricted 8620	Each district that certified having met the Multiple Methods requirements before the deadline of June 1, 2021, will receive fifty thousand dollars (\$50,000). For fiscal year 2021-22 comprised of the ongoing EEO funds provided in the state budget act and supplemented by a portion of the one-time funds allocated for EEO best practices in the 2021 postsecondary education trailer bill (to backfill funds normally available through currently-suspended FON penalties).	N/A	N/A	Expenditure and Performance Reports and Multiple Methods certification due annually.

Program Name	Program Contact	Ongoing or One-Time	Revenue Control	Allocation Methodology	Match Requirement	Expenditure Deadline	Reporting Requirements
Extended Opportunities Programs and Services (E.O.P.S)	Mia Keeley, mkeeley@cccco.edu , (916) 327-5898	Ongoing	Restricted 8620	Each college receives a base allocation of \$150,000. Of the remaining funds, 90% is allocated based on total number of students served, 5% are allocated based on college effort, and 5% are allocated based on growth. Programs are protected at 95% of their prior year allocation, and any COLA is applied equally to all colleges last. If funds are not fully expended after two years from the initial allocation date, the Chancellor's Office will request a budget plan of action to ensure funds are spent in a timely manner to support students.	District Match Required	N/A	Program plan, budget, and final expenditure report due annually.
Financial Aid Technology	Santiago Morales, smorales@cccco.edu	Ongoing	Restricted 8620	Funding allocated by using three factors (by college, district, and credit headcount). One-third of the total funding divided by 115 colleges, One-third of the total funding divided by 72 districts, and a fair share using prior-prior data.	N/A	NA	Final expenditure reporting in SSARCC.

Program Name	Program Contact	Ongoing or One-Time	Revenue Control	Allocation Methodology	Match Requirement	Expenditure Deadline	Reporting Requirements
Foster Care Education (Foster and Kinship Care Education, FKCE)	Rina Rojas, rrojas@cccco.edu , (916) 324-2564 Katriel Barlow, kbarlow@cccco.edu , (916) 322-6881	Ongoing	Restricted 8620	<p>Step 1: Gather participant data from the certified prior-prior Year-End Reports. This includes each college's unduplicated count for funding-eligible participants.</p> <p>Step 2: Calculate the rate per participant by dividing the total funding available by the statewide total target participants.</p> <p>Step 3: Multiply each college's total unduplicated target participants by the rate per participant for their formula allocation.</p> <p>Step 4: Apply the 93% guarantee to their prior year allocation. Colleges whose formula allocation is less than 93% of their prior year allocation are bumped up to the guarantee.</p> <p>Step 5: To account for the additional funds after the protections, distribute funds to the remaining colleges whose formula allocation is higher than the protection. This process is repeated using goal seek until all the funds have been allocated.</p>	There is a federal match available based on State funds but it is not required.	State funds follow agency carryover policy. Federal funds must be used within the same year of being allocated.	Classes, Participant demographics and a final expenditure report is due 60 days after the end of the fiscal year.

Program Name	Program Contact	Ongoing or One-Time	Revenue Control	Allocation Methodology	Match Requirement	Expenditure Deadline	Reporting Requirements
Full-Time Faculty Hiring Funds	Rafael Artiga, rartiga@cccco.edu , (916) 323-6899 Fiscal Standards and Accountability Unit, fiscalstandards@cccco.edu	Ongoing	Unrestricted 8690	Initial allocation is calculated proportionally based on reported resident credit FTES at the time funds are provided in the Budget Act. Once the initial allocation is set, it remains the same amount in subsequent years.	N/A	N/A	Annual Faculty Obligation Number Compliance Report.
Guided Pathways	Anthony Amboy, aamboy@cccco.edu Guidedpathwaysinfo@ccccc.edu	One-Time	Restricted 8620	20% distributed equally among all participating colleges. 35% distributed based on share of FTES 45% distributed based on share of Pell Grant recipients.	N/A	Expend or Encumber by June 30, 2026	Colleges report on progress towards implementation annually during the five-year period. Colleges demonstrate continued commitment to implement guided pathways framework by submitting an updated work plan. Guided Pathways Workplan due January 31, 2023.
LGBTQ+ Services	Michael Quiaoit, mquiaoit@cccco.edu , (916) 327-6222	One-Time (2021)	Restricted 8620	Allocation based on the proportional share of students they serve and equity metrics to ensure that small rural colleges are also able to access the grants.	N/A	N/A	Assurance agreement and strategic plan due April 2022. Program report due in 2023 to NOVA.

Program Name	Program Contact	Ongoing or One-Time	Revenue Control	Allocation Methodology	Match Requirement	Expenditure Deadline	Reporting Requirements
Maintenance Allowance	Rafael Artiga, artiga@cccco.edu , (916) 323-6899 Fiscal Standards and Accountability Unit, fiscalstandards@cccco.edu	Ongoing	Restricted 8650	Prior year maintenance allowance rate x district reported calendar days' enrollment full time per CCFS-355. The calculations would change based on fund balance and late CCFS-355 submissions.	N/A	N/A	Districts annually complete the CCFS-355 form and submit it to the Chancellor's Office by August 1.
Mental Health Services/Support	Jackie Chacon, jchacon@cccco.edu , (916) 323-3865 Mia Keeley, mkeeley@cccco.edu , (916) 327-5898	Ongoing	Restricted 8620	Each college receives \$65k, remaining 75% on share of total headcount and 25% on share of Pell Grant recipients	N/A	f N/A	Expenditure activity report due annually. Required to submit a report every three years, beginning in January 2025, describing the amount provided to each community college, the usage of funds, the types of programs in which districts invested, and best practices implemented by districts.
Next Up (formerly CAFYES)	Colleen Ganley, cganley@cccco.edu , (916) 323-3865	Ongoing	Restricted 8620	Funding formula includes base funding and a per student cost.	N/A	N/A	Annual Fiscal Reporting

Program Name	Program Contact	Ongoing or One-Time	Revenue Control	Allocation Methodology	Match Requirement	Expenditure Deadline	Reporting Requirements
Nursing Education	Brenda Fong, bfong@cccoco.edu , (916) 323-2758 Lupe Maldonado, lmaldonado@cccoco.edu , (916) 322-2798	Ongoing	Restricted 8620	Allocations dependent on performance. base amount + share of nursing program FTES.	N/A	N/A	Quarterly Expenditures and Progress Reporting.
Nutrition Assistance & Housing Support	Colleen Ganley, cganley@cccoco.edu , (916) 323-3865 Mia Keeley, mkeeley@cccoco.edu , (916) 327-5898	One-Time	Restricted 8620	TBD	N/A	N/A	Annual reporting
Part-Time Faculty Compensation	Rafael Artiga, rtartiga@cccoco.edu Fiscal Standards and Accountability Unit, fiscalstandards@cccoco.edu	Ongoing	Unrestricted 8610	Each small college district receives \$50k, remaining allocated to all districts based on share of prior year total FTES.	N/A	N/A	When contracts are settled that cover part-time faculty, districts inform the Chancellor's Office, using the 311-Q Quarterly Financial Status Update, of whether parity has been achieved.
Part-Time Faculty Health Benefits	Amanda Voie, avoie@cccoco.edu , (916) 323-1759 Fiscal Standards and Accountability Unit, fiscalstandards@cccoco.edu	Ongoing	Unrestricted 8610	This is a reimbursement program. Prior to 2022-23, districts received max 50% reimbursement of claim, or proportionate share. Changes may be implemented in 2022-23.	N/A	N/A	Education Code requires an annual Part-Time Faculty Office Hours claim form by June 1. Additional reporting requirements may be implemented in 2022-23.

Program Name	Program Contact	Ongoing or One-Time	Revenue Control	Allocation Methodology	Match Requirement	Expenditure Deadline	Reporting Requirements
Part-Time Faculty Office Hours	Amanda Voie, avoie@cccoco.edu , (916) 323-1759 Fiscal Standards and Accountability Unit, fiscalstandards@cccoco.edu	Ongoing	Unrestricted 8610	This is a reimbursement program. Districts receive no more than 50% of total compensation claimed for part-time office hours.	N/A	N/A	Education Code requires an annual Part-Time Faculty Office Hours claim form by June 1.
Physical Plant and Instructional Support	Druv Bhat, dbhat@cccoco.edu , (925) 998-4431	One-Time	Restricted 8620	2022 Allocation provides each district \$4 million with remaining allocated to all districts based on share of 2021-22 P2 FTES.	N/A	2022 Appropriation must be encumbered or expended by June 30, 2027	PPIS Certification form due October 24, 2022 Project proposals and Scheduled Maintenance 5 Year Plan submitted in FUSION by October 24, 2022. Instructional Support 5 Year Plan to Chancellor's Office December 12, 2022.
Retention and Enrollment Outreach	Gina Browne, gbrowne@cccoco.edu , (916) 374-4744	One-Time	State Revenue, 8620 General Categorical Programs	Each district will receive a \$50,000 base allocations and a proportional distribution based 75% on reported 2019-20 FTES and 25% the decline in 2020-21 P1 FTES.	N/A	TBD	TBD

Program Name	Program Contact	Ongoing or One-Time	Revenue Control	Allocation Methodology	Match Requirement	Expenditure Deadline	Reporting Requirements
Strong Workforce Program	Zitlali-Dalvir, ztorres@cccco.edu	Ongoing	Restricted 8620	<p>Allocations based on the following data:</p> <p>Base Funding (83%):</p> <p>Unemployment Rate (1/3 of total Allocation)</p> <p>Career Education FTES (1/3 of total Allocation)</p> <p>Job Openings (1/6 of total Allocation)</p> <p>Incentive Funding (17%):</p> <p>SWP Metrics (1/6 of total Allocation):</p> <ul style="list-style-type: none"> • Completed 9+ CTE Units in the District in One Year • Completed Noncredit Workforce Milestone in One Year • No. of Students Who Earned a Low-Unit Certificate • No. of Students Who Earned a Medium-Unit Certificate • No. of Students Who Earned a High-Unit Certificate or Degree • No. of Students Who Earned the Highest Level Award • No. of students who transferred • Percentage in a Job Closely Related to Field of Study • Median Annual Earnings • No. of Students with an Earnings Gain • No. of Students Who Attained a Living Wage Program Guidelines 	N/A	Funds should be spent within thirty (30) months of the date expenditures are first authorized. The use of funds beyond the 30-month funding cycle is considered an inefficient use of funding and identified as a performance issue. Beginning in 2020-21 fiscal year, funds will be under a 24 month funding cycle.	Colleges, Districts, and Regional consortiums must report SWP funds in the NOVA system.

Program Name	Program Contact	Ongoing or One-Time	Revenue Control	Allocation Methodology	Match Requirement	Expenditure Deadline	Reporting Requirements
Student Equity and Achievement	Anthony Amboy, aamboy@cccco.edu , SEAPrograminfo@cccco.edu	Ongoing	Restricted 8620	Each district's allocation is a combined total of its 17-18 Basic Skills, Student Success and Support (credit and noncredit) and Student Equity Program allocations. Any changes in SEA appropriation amount will affect district allocations proportionately. In the 2021-22 budget, there was a 5% increase to the base allocation. The Chancellor's Office is currently working on program requirements for the increase as Education Code currently states that colleges should receive at minimum their 2017-18 allocation.	N/A	Two fiscal years.	Annual expenditure and progress report on equity activities, due January 1. Term-end expenditure reports due September 15. Student equity plan due every three years, next one due November 30, 2022.
Student Financial Aid Administration (SFAA)	Ruby Nieto, rnieto@cccco.edu , (916) 322-4200	Ongoing	Restricted 8620	Allocation calculated based on recent full year reconciled MIS financial aid data identifying unduplicated CCPG recipients and FTEs by college.	Yes. See Maintenance of Effort (MOE).	N/A	BFAP-SFAA Form 2: Mid-Year Report . BFAP-SFAA Form 3: Annual Report – This is a Final Expenditures Report in SSARCC.

Program Name	Program Contact	Ongoing or One-Time	Revenue Control	Allocation Methodology	Match Requirement	Expenditure Deadline	Reporting Requirements
Student Success Completion Grant	Ruby Nieto, rnieto@cccco.edu , (916) 322-4300	Ongoing	Restricted 8620	Current allocation formula: The 2022-23 advance allocations are calculated using recent full year reconciled MIS financial aid data identifying unduplicated SSCG recipients by college.	N/A	N/A	Annual MIS reports
Veterans Resource Centers	Heather McClenahan, hmcclenahan@cccco.edu , (916) 327-0075	Ongoing	Restricted 8620	The funding formula divides the annual allocation between two factors: base funding \$2 million and fair share \$8 million. Fair share is calculated by the VA education certification headcounts.	N/A	N/A	Annual Certification Form.
Zero-Textbook Cost (ZTC) Program	Erin larson, elarson@cccco.edu ztc@cccco.edu	One-Time	Restricted 8620	Phase 1 - college grants of \$20k. Phase 2 - grant program to be released Fall 2022 Additional phases will follow pending availability of funds.	N/A	Encumber by June 30, 2026.	Phase 1 requires districts to certify their commitment to develop ZTC programs. Final report of expenditures and outcomes due June 30, 2023.

APPENDIX B: ENACTED 2022-23 BUDGET JOINT ANALYSIS

The separately paginated Joint Analysis can be viewed on the pages that follow. You can also view the most recent [Budget News](#) and additional resources, including this [Joint Analysis](#), on the [College Finance and Facilities Planning division page](#).

Joint Analysis

Enacted 2022-23 Budget

July 1, 2022



California Community Colleges



ACBO.ORG
ASSOCIATION OF CHIEF BUSINESS OFFICIALS



ASSOCIATION OF CALIFORNIA
COMMUNITY COLLEGE ADMINISTRATORS



COMMUNITY COLLEGE
LEAGUE OF CALIFORNIA

Table of Contents

PURPOSE OF REPORT	4
KEY FEATURES OF THE 2022-23 BUDGET	4
BUDGET OVERVIEW	6
budget reflects higher revenues in context of worrisome longer-term outlook.....	7
investments focus on relief, recovery, and infrastructure.....	7
CALIFORNIA COMMUNITY COLLEGES FUNDING	8
Proposition 98 Estimate increases	8
California Community Colleges Funding increases	9
Major Policy Decisions framed around multi-year “roadmap”	12
Local Support Funding across programs increases or remains stable	26
Capital Outlay investments lower than in current year.....	30
State Operations receives additional funding.....	32
CONCLUSION	32
APPENDIX A: OVERVIEW OF THE STATE BUDGET PROCESS	34
APPENDIX B: BOARD OF GOVERNORS’ BUDGET AND LEGISLATIVE REQUEST COMPARED TO ENACTED BUDGET	35
APPENDIX C: LOCAL BUDGETS AND STATE REQUIREMENTS	39
Budget Planning and Forecasting	39
State Requirements for District Budget Approval	39
State Requirements Related to Expenditures	40
APPENDIX D: DISTRICTS’ FISCAL HEALTH	41
APPENDIX E: GLOSSARY	42

Purpose of Report

This analysis was prepared by the California Community Colleges Chancellor's Office (Chancellor's Office) with support from the:

- Association of California Community College Administrators (ACCCA),
- Association of Chief Business Officials (ACBO), and
- Community College League of California (League).

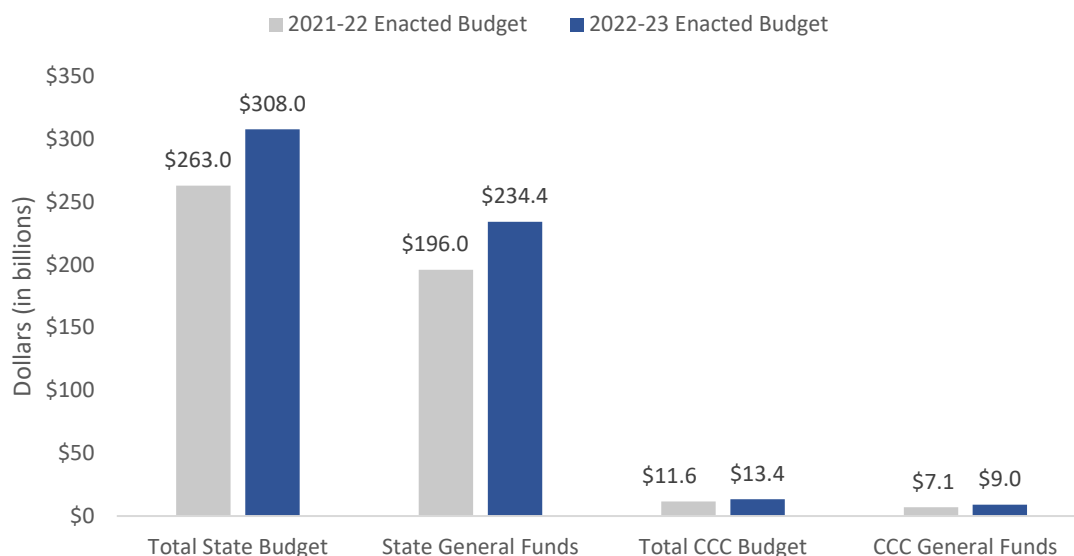
This analysis builds on a May 13, 2022 analysis of the Governor's May Revision budget proposal, and presents details about the 2022-23 budget as enacted by the Governor and Legislature. It focuses on appropriations and policy changes included in Senate Bill 154, the 2022 Budget Act; Senate/Assembly Bill 178, amending sections of SB 154; Senate/Assembly Bill 192, an education trailer bill; and Senate/Assembly Bill 183, the higher education trailer bill. A mid-July update will update any technical adjustments.³

Key Features of the 2022-23 Budget

On June 30, 2022, Governor Newsom signed the 2022-23 Budget Act. In total, the 2022-23 budget reflects state expenditures of just over \$300 billion. Below are some key features of the final budget, followed by more detailed discussions of budget adjustments for the community college system.

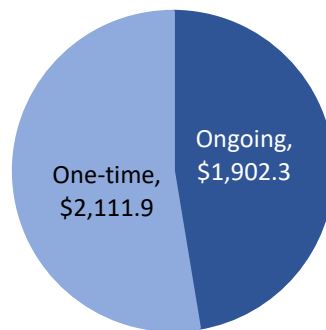
- In total, the 2022 Budget Act reflects state expenditures of over \$300 billion, a 17% increase over the 2021-22 enacted budget. General Fund spending increases by nearly 20% over the 2021-22 enacted budget, to an estimated \$235 billion.

Figure 1: Enacted Budget for 2022-23 reflects a total increase of \$45 billion from 2021-22 (dollars in billions).



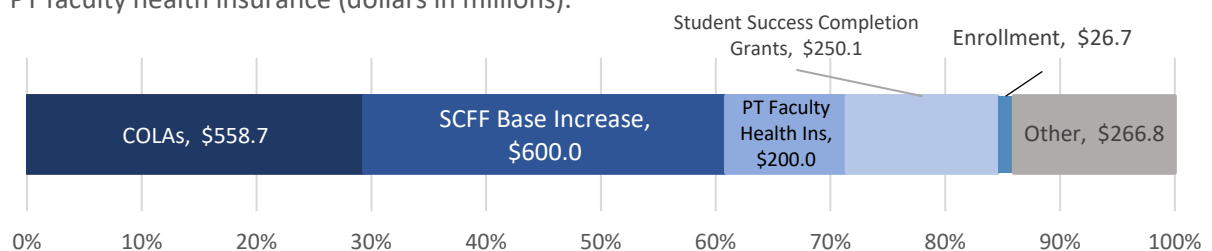
- The enacted budgets for each segment of higher education are based on multi-year frameworks. The “roadmap” for the California Community Colleges includes a set of metrics and goals focused on equity and student success, building on the *Vision for Success* goals. Key goals and expectations in the roadmap include increased collaboration across segments and sectors to enhance timely transfer; improved completion rates and reduction in excess units; closure of equity gaps; and better alignment of the system with K-12 and workforce needs.
- The 2022-23 budget for community colleges provides about \$4 billion in Proposition 98 augmentations over the prior year, of which \$1.9 billion (47%) are provided as ongoing resources and \$2.1 billion (53%) as one-time funding.

Figure 2: Majority of new Proposition 98 funding for 2022-23 represents one-time investments (dollars in millions).



- The enacted budget includes \$1.09 billion in ongoing adjustments to the Student Centered Funding Formula (SCFF), of which \$493 million is for a 6.56% cost-of-living adjustment (COLA) increase. Another \$50 million is provided for a 6.56% COLA to various categorical programs. Other ongoing spending includes \$200 million for part-time faculty health insurance and \$26.7 million to sustain systemwide enrollment growth of 0.5%. Additional ongoing funds are provided to

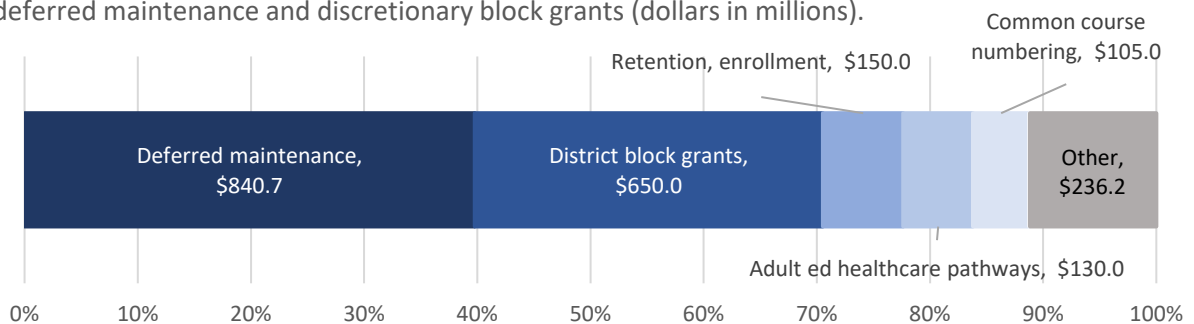
Figure 3: Ongoing investments for 2022-23 include COLAs, SCFF base increase, and PT faculty health insurance (dollars in millions).



support technology modernization, to increase support for student services programs, and to establish a Classified Employee Summer Assistance Program.

- One-time funding in the enacted budget includes over \$840 million for deferred maintenance and energy efficiency projects and \$650 million for block grants to districts for addressing issues related to the pandemic. One-time funds are also dedicated to student retention and enrollment efforts, implementation of common course numbering, technology modernization, and several investments focused on

Figure 4: One-time investments for 2022-23. Included in the \$2.1 billion is deferred maintenance and discretionary block grants (dollars in millions).



education pathways.

^a A portion of the funding for Adult Ed programs goes to community colleges, with the remainder going to K-12.

- The Budget Act includes \$403 million in capital outlay funding from Proposition 51 to support the working drawings and construction phases for 22 continuing projects.
- The Budget Act includes an additional \$3.9 million in state operations to support 26 new positions in 2022-23. The added resources are intended to support modernization efforts and increased state operations capacity to lead the system in achieving its *Vision for Success* goals and other state priorities.

Budget Overview

The Budget Act includes components of the Governor's May Revision and additions or modifications adopted by the Legislature on June 13, along with other agreed upon changes between the Legislature and Governor. The 2022-23 budget provides total additional resources of \$4 billion to California Community Colleges apportionments and categorical programs.

BUDGET REFLECTS HIGHER REVENUES IN CONTEXT OF WORRISOME LONGER-TERM OUTLOOK

Despite a recent downturn in the stock market and increased interest rates intended to address high inflation, the budget outlook for 2022-23 remains improved compared to expectations at the time of the Governor's Budget on January 8, with revenues from the personal income tax, sales tax, and corporate tax coming in ahead of projections. The enacted budget now projects total revenues of \$244 billion and total reserves of \$37.2 billion. It includes overall state General Fund spending of \$234.4 billion, an increase of nearly 20% compared to the enacted budget for 2021-22.

As occurred last year, the robust additional revenues caused lawmakers to consider implications of the State Allocation Limit (SAL or Gann Limit), and to include means to avoid exceeding it (i.e., tax rebates and infrastructure and emergency spending). The SAL was approved as a constitutional amendment by the voters in 1979 to limit state spending. Absent specific policy decisions to exempt spending from the SAL, half of the revenue above the limit must be returned to the taxpayers with the other half going to K-12 and community colleges.

A recent [analysis by the LAO](#) concluded that the state's General Fund likely faces a budget deficit by 2025-26, regardless of the future trend in state tax revenues. Due to the SAL, continued revenue growth could increase the state's constitutional funding obligations and lead to large budget deficits. Combined with rising inflation and a downturn in the stock market, the budget reflects policymakers' concerns about constraining growth of the state's spending base and increasing reserves to cover budget problems that could quickly arise in a recession. The budget estimates that the state will remain \$11 billion under the Gann limit for 2022-23, but notes the need to reform the limit to avoid significant reductions to state programs in future years.

INVESTMENTS FOCUS ON RELIEF, RECOVERY, AND INFRASTRUCTURE

The enacted budget continues the state's focus on increasing reserves as protection against an economic downturn, resulting in total reserves over \$37 billion (\$12 billion higher than projected in 2021-22), including:

- \$23.3 billion in the Budget Stabilization Account (BSA, also known as the "rainy day fund"), created in 2014 by Proposition 2;
- \$9.5 billion in the Public School System Stabilization Account (PSSSA), also established by Proposition 2 and requiring deposits during years when revenues are strong and there is substantial growth in the Proposition 98 minimum funding guarantee;

- \$900 million into the Safety Net Reserve, created by the Legislature in 2018 to set aside funds to protect the Medi-Cal and CalWORKS programs; and
- \$3.5 billion in the Special Fund for Economic Uncertainties (SFEU), the state's discretionary reserve that is equal to the difference between General Fund resources and General Fund spending and provides the state with flexibility to adapt to unexpected changes in revenues or spending needs during the year.

In terms of spending priorities, the budget focuses largely on one-time spending on infrastructure and fiscal relief for taxpayers. Some of the major expenditures include:

- \$9.5 billion in direct relief to Californians via rebates for most tax filers, with amounts ranging from \$200 to \$350 dollars per filer (and an additional amount for those with dependents) going to those with incomes up to \$250,000 for individuals or \$500,000 for couples filing jointly;
- Additional relief for vulnerable populations, including \$1.4 billion in utility assistance and increased grants for CalWORKS recipients;
- \$47 billion in infrastructure spending for transportation, housing, education facilities, broadband, and other projects;
- \$19 billion in General Fund expenditures and additional federal and special funds dedicated to climate and energy investments to address drought, wildfires, extreme heat, and clean energy, among other climate-related actions;
- Expansion of Medi-Cal to cover all eligible Californians regardless of immigration status, along with other investments to improve health care and public health; and
- An increase of 15% to the Local Control Funding Formula for K-12 schools.

California Community Colleges Funding

The Budget Act of 2022 increases overall funding for community colleges by roughly \$4 billion over 2021-22 levels through a combination of ongoing and one-time funds. It makes substantial additional investments in per-student funding, deferred maintenance, provides one-time block grants to districts focused on pandemic recovery, and invests in part-time faculty health insurance and a wide array of student support programs. As was the case in 2021-22, many new investments are one-time, focused on needs revealed or exacerbated by the pandemic. The budget reflects priorities in the System Budget Request, as shown in Appendix B.

PROPOSITION 98 ESTIMATE INCREASES

Table 1 shows the budget's estimates of the minimum guarantee for the prior, current and budget years. For each year, the operative test is Test 1, which links the minimum guarantee to a share of state General Fund revenue (approximately 40%). The minimum guarantee is \$110 billion, only marginally higher than the minimum guarantee for 2021-22, but the revised guarantee for 2021-21 was 15% higher than in 2020-21.

Table 1: Estimates of the Proposition 98 Minimum Guarantee (In Millions)

Minimum Guarantee	2020-21	2021-22	2022-23	Change From 2021-22	Percent Change
General Fund	\$70,204	\$83,677	\$82,312	\$(1,365)	-2%
Local property tax	25,869	26,560	28,042	1,482	6%
Totals	\$96,073	\$110,237	\$110,354	\$117	0.11%

CALIFORNIA COMMUNITY COLLEGES FUNDING INCREASES

Table 2 shows Proposition 98 funding for the California Community Colleges for 2020-21, 2021-22, and 2022-23. Proposition 98 funding for the California Community Colleges increases significantly in 2022-23 over the prior year; this increase includes an upwards adjustment to 2021-22 after the 2021 Budget Act was approved in order to account for higher-than-expected state revenues. The share of Proposition 98 funding for the system is at or above the traditional share of 10.93% in each of these years.

Table 2: California Community Colleges Proposition 98 Funding by Source (In Millions)

Source	2020-21 Enacted	2021-22 Enacted	2022-23 Enacted	Change From 2021-22	Percent Change
General Fund	\$6,588	\$6,333	\$8,975	\$2,642	42%
Local property tax	3,327	3,535	3,653	118	3%
Totals	\$9,915	\$9,868	\$12,628	\$2,760	28%

^a CCC totals include resources that go to the K-12 system via the Adult Education, Apprenticeship, and K-12 Strong Workforce programs.

District Hold Harmless Protections Extended in Modified Form

The 2021 Budget Act extended the SCFF's existing minimum revenue (hold harmless) provision by one year, through 2024-25. Under this provision, districts will earn at least their 2017-18 total computational revenue, adjusted by COLA each year, if applicable. The Administration and Legislature expect the SCFF's stability provisions to protect district funding levels in 2022-23, despite uncertainties about recent enrollment declines. In addition, the Budget Act includes an increase to the SCFF's funding rates, discussed below.

The enacted budget extends the revenue protections in a modified form, with a goal of avoiding sharp fiscal declines in 2025-26 and supporting a smooth transition to the SCFF by formula over time. Under the provision, a district's 2024-25 funding will represent its new "floor," below which it cannot drop. Starting in 2025-26, districts will be funded at

their SCFF generated amount that year or their "floor" (2024-25 funding amount), whichever is higher. This revised hold harmless provision will no longer include adjustments to reflect cumulative COLAs over time, as is the case with the provision in effect through 2024-25, so a district's hold harmless amount would not grow.

Predictability & Stability

Provides Districts a Funding Floor That Won't Decrease



Additional Resources Include Both Ongoing and One-Time Funding

The Budget Act includes \$4 billion in policy adjustments compared with 2021-22 expenditure levels. Most notable among the ongoing adjustments, the budget includes a significant base increase for the Student Centered Funding Formula (SCFF) of \$600 million along with a 6.56% COLA. The COLA is also provided for many categorical programs. There is also a significant ongoing investment in part-time faculty health insurance, augmentations to existing student support programs, and creation of several new ones. The budget also provides substantial one-time funding to address deferred maintenance, to support pandemic recovery through block grants to districts, and to continue retention and reenrollment efforts. These changes are summarized in Table 3.

Table 3: 2022-23 Changes in Proposition 98 Funding for the System (In Millions)

Program Areas	Adjustments
POLICY ADJUSTMENTS	
Ongoing (Proposition 98)	
SCFF COLA (6.56%)	\$493.0
SCFF Growth	\$26.7
SCFF Basic Allocation Increase	\$200.0
SCFF Base Funding Increase	\$400.0
Augment Part-Time Faculty Health Insurance Program	\$200.0
Augment Student Success Completion Grants	\$250.1

Program Areas	Adjustments
Provide 6.56% COLA for Adult Ed	\$36.8
Increase support for NextUp Program	\$30.0
Augment Mathematics, Engineering, Science Achievement (MESA)	\$25.7
Increase support for Student Equity and Achievement program	\$25.0
Increase support for Extended Opportunity Programs and Services (EOPS)	\$25.0
Increase support for Disabled Student Programs and Services (DSPS)	\$25.0
Modernize CCC technology and protect sensitive data	\$24.0
Expand eligibility for California Promise waiver to returning students and workload adjustments	\$18.7
Increase support for Rising Scholars Network	\$15.0
Increase Support for Cooperative Agencies Resources for Education (CARE)	\$10.0
Increase Student Housing Funding	\$10.0
Implement Classified Employee Summer Assistance program	\$10.0
Increase support for financial aid administration	\$10.0
Implement Equal Employment Opportunity best practices	\$10.0
Increase support for basic needs centers	\$10.0
Provide 6.56% COLA for Extended Opportunity Programs and Services (EOPS)	\$8.9
Provide 6.56% COLA for Disabled Students Programs and Services (DSPS)	\$8.3
Establish Asian American, Native Hawaiian, Pacific Islander Student Achievement Program	\$8.0
Align apprenticeship Related and Supplemental Instruction (RSI) rate to SCFF credit rate rather than the noncredit rate	\$7.5
Provide 6.56% COLA for CalWORKs Student Services	\$3.1
Increase support for Puente Project	\$3.0
Provide 6.56% COLA for Mandates Block Grant and Reimbursements	\$2.4
Provide 6.56% COLA for Apprenticeship	\$1.6
Provide 6.56% COLA for Part-Time Faculty Compensation	\$1.6
Provide 6.56% COLA for Part-Time Faculty Office Hours	\$1.4
Provide 6.56% COLA for Cooperative Agencies Resources for Education (CARE)	\$1.3
Expand African American Male Education Network and Development (A2MEND) student charters	\$1.1
Increase support for Umoja Program	\$1.0
Provide 6.56% COLA for Academic Senate	\$0.1
Backfill estimated decrease in federal match for Foster and Kinship Care Education programs	\$0.5

Program Areas	Adjustments
Provide 6.56% COLA for Childcare Tax Bailout	\$0.24
Financial Aid Administration workload adjustment	-\$2.7
Subtotal Ongoing Policy Adjustments	\$1,905.0
One-Time (Proposition 98)	
Address deferred maintenance	\$840.7
COVID-19 block grants to address pandemic issues	\$650.0
Local district efforts and initiatives	\$171.5
Support retention and enrollment strategies	\$150.0
Support health-care focused vocational pathways in Adult Ed	\$130.0
Implement common course numbering system wide	\$105.0
Modernize CCC technology and protect sensitive data	\$75.0
Implement transfer reforms of AB 928	\$65.0
Implement equitable placement and completion practices	\$64.0
Implement California Healthy School Meals Pathway Program	\$45.0
Create Native American Student Support and Success Program	\$30.0
Establish Hire UP pilot program	\$30.0
Implement program pathways mapping technology	\$25.0
Reappropriation for prior year SCFF	\$23.3
Provide emergency financial assistance grants to AB 540 students	\$20.0
Subtotal One-Time Policy Adjustments	\$2,424.5
TECHNICAL ADJUSTMENTS	
Student Centered Funding Formula (SCFF) Technical Adjustments	-\$312.6
Subtotal Technical Adjustments	-\$312.6
TOTAL CHANGES	\$4,016.9

^a Funding for health care pathways in Adult Ed would be spent over three years.

Appendix B compares the Enacted Budget to the 2022-23 Board of Governors' budget request. Below we update information on the administration's more significant policy decisions and related information.

MAJOR POLICY DECISIONS FRAMED AROUND MULTI-YEAR "ROADMAP"

The budget agreement is shaped by a multi-year [roadmap](#) that enhances the system's ability to prepare students for California's future, a collaborative plan developed by the Administration and the Chancellor's Office. With a focus on equity and student success,

the framework builds on existing efforts toward achieving the *Vision for Success* goals, while establishing some additional expectations for the system over the next several years. To fund this collaborative plan, the budget includes additional Proposition 98 resources for the colleges as well as additional resources for the Chancellor's Office to better support the colleges in meeting the *Vision for Success* goals and newly established expectations. The agreement was made in the context of a goal of achieving 70% postsecondary degree and certificate attainment among working-age Californians by 2030, a recommendation of the Governor's Council on Post-Secondary Education, which is accompanied by multi-year compacts with the University of California (UC) and California State University (CSU) along with the roadmap for the community college system. Included among the goals for UC and CSU is to increase undergraduate enrollment by a combined total of more than 22,000 full-time equivalent students between 2023-24 and 2026-27, and ensure community college transfer students comprise a significant share of the new enrollment.

Roadmap Includes New Goals and Expectations

Key goals and expectations in the roadmap include increased collaboration across segments and sectors to enhance timely transfer; improved rates of completion with reduced excess units; closure of equity gaps; and better alignment of the system with K-12 and workforce needs.

Expects Improved Student Educational Outcomes. The roadmap seeks to:

- Increase the percentage of students earning degrees, certificates and specific skill sets for in-demand jobs by 20% by 2026;
- Decrease the median units to completion in excess of 60 by 15%, and establish systemwide stretch goals regarding the number of students completing or transferring within the minimum amount of time necessary;
- Improve the placement and completion of students into transfer-level math and English that satisfies a requirement of the student's intended goal within one year;
- Increase the number of transfers to the UC or CSU by 35% or in proportion to enrollment growth in those systems; and
- Annually publish, for all colleges, the 2-year associate degree graduation rate, the average units to degree, and the share of first-time students with sophomore standing when entering their second year, disaggregated for disabled, underrepresented, and Pell students.

Seeks to Advance Equity. The roadmap intends to:

- Improve systemwide completion rates, transfer rates, and units to degree completion among disabled, underrepresented and Pell students to meet the average of all students by 2026; and

- Compile baseline data regarding equity gaps in dual enrollment programs to include, along with metrics for improvement, in the system's first annual report (2023).

Expects Increased Intersegmental Collaboration. The roadmap expects:

- Full participation in the Cradle-to-Career Data System;
- Efforts to adopt a common intersegmental learning management system with UC and CSU;
- Collaboration with the UC and CSU on a higher education student success dashboard within the Cradle-to-Career framework to identify and address equity gaps;
- Efforts to establish an integrated admissions platform common to the UC, CSU and community colleges; and
- Collaboration with the UC and CSU to redesign data sharing agreements as needed to facilitate the provision of information related to transfer.

Seeks improved Workforce Preparedness. The roadmap intends to support workforce preparedness and high-demand career pipelines, including goals to:

- Increase the percentage of K-12 students who graduate with 12 or more college units through dual enrollment by 15%;
- Partner with K-12 to close equity gaps in access to dual enrollment;
- Establish a baseline for credit-for-prior-learning offerings and increase the offerings annually, and increase enrollment into direct-assessment competency-based education programs by 15%;
- Increase the percentage of exiting students who earn a living wage by 15%;
- Focus on establishing or expanding programs that address workforce needs in healthcare, climate response, education and early education; and
- Establish pathways in those fields from high school through university, including development of Associate Degree for Transfer (ADT) and transfer pathways along with dual enrollment opportunities that ensure transfer of community college credits toward degree programs.

Apportionments Receive 6.56% COLA and 0.50% Growth

In addition to the base increase to the SCFF described earlier, the Budget Act includes \$26.7 million **ongoing** to fund 0.5% enrollment growth and \$492.9 million **ongoing** to support a 6.56% COLA for apportionments, the same COLA proposed for K-12. Decisions about any COLA were historically made by the Legislature during the annual budget process, but the budget plan in 2019-20 implemented a new policy for the K-12 system's Local Control Funding Formula (LCFF). Under this policy, LCFF receives an automatic COLA unless the minimum guarantee is insufficient to cover the associated costs. In that

case, the COLA would be reduced to fit within the guarantee. The statute is silent on community college programs, but the proposed COLA for community colleges for 2022-23 matches that provided for K-12, as was the case in the Enacted Budget for the current year.

The estimated and proposed Total Computational Revenue (TCR) for the SCFF increases by \$769.5 million from \$7.9 billion to \$8.6 billion. This reflects \$600 million ongoing to increase the SCFF's funding rates for the base, supplemental, and success allocations; \$492.9 million for a proposed COLA of 6.56%; \$26.7 million for FTES growth of 0.5%; and modified estimates for hold harmless and other underlying estimation factors. A mid-July update to the Joint Analysis will detail any adjustments associated with offsetting revenues.

Table 4 reflects the final SCFF rates for 2020-21 and 2021-22, along with the projected rates for 2022-23, as modified by COLA and other base adjustments. SCFF rates for 2022-23 are estimates and final rates will be provided at the Advance Apportionment. The distribution of funds across the three allocations (base, supplemental, and student success) is determined by changes in the underlying factors. Table 5 shows the estimated rates for college types and centers and reflects the \$200 million basic allocation increase.

Table 4: 2022-23 Student Centered Funding Formula Rates (rounded)

Allocations	2021-22 Rates	2022-23 Rates with 6.56% COLA	2022-23 Rates with 6.56% COLA + Base Increase	Change from 2021-22 (Amount)	Percent Change
Base Credit ^a	4,212	4,488	4,737	524	12.45%
Incarcerated Credit ^a	5,907	6,294	6,642	735	12.45%
Special Admit Credit ^a	5,907	6,294	6,642	735	12.45%
CDCP	5,907	6,294	6,642	735	12.45%
Noncredit	3,552	3,785	3,994	442	12.45%
Supplemental Point Value	996	1,061	1,120	124	12.45%
Student Success Main Point Value	587	625	660	73	12.45%
Student Success Equity Point Value	148	157	167	18	12.45%

^a Ten districts receive higher credit FTE rates, as specified in statute.

Table 5: 2022-23 SCFF Rates for Colleges and Centers (rounded)

Basic Allocations	2021-22 Rates	2022-23 Rates	Percent Change
Single College			
Small	\$4,250,609	\$5,814,600	36.79%
Medium	5,667,482	7,752,804	36.79%
Large	7,084,352	9,691,005	36.79%
Multi College			
Small	4,250,609	5,814,600	36.79%
Medium	4,959,046	6,783,703	36.79%
Large	5,667,482	7,752,804	36.79%
Designated Rural College	1,351,956	1,849,401	36.79%
State Approved Centers	1,416,870	1,938,201	36.79%
Grandparented Center			
Small	177,110	242,277	36.79%
Small Medium	354,218	484,551	36.79%
Medium	708,435	969,100	36.79%
Medium Large	1,062,652	1,453,650	36.79%
Large	1,416,870	1,938,201	36.79%

College Affordability Efforts Gain Momentum

Expands Support for Completion Grants. Related to the 2021 Budget Act's expansion of the Cal Grant entitlement program, the enacted budget includes a \$250 million **ongoing** increase over the 2021-22 budget for students eligible for the Student Success Completion Grant. Of that increase, \$50 million is an increase to account for the newly eligible Cal Grant B and C community college students from Cal Grant Reform efforts in 2021, \$200 million to double the amount that qualified students are eligible to receive (to about

\$1,300 per semester for students who enroll in 12-14 units and \$4,000 per semester for those who enroll in 15 units).

Provides Emergency Financial Assistance for AB 540 Students. The enacted budget includes \$20 million **one-time** to support emergency student financial assistance grants to eligible AB 540 students. To qualify for grants, students must self-certify that they are enrolled in at least six semester units or the quarter equivalent, have an emergency financial aid need, and qualify as low income based on the California Dream Act or fee waiver criteria. In addition, students must certify that they have *either* earned a GPA of at least 2.0 in one of their previous three semesters or four quarters, *or* are disabled and receiving services through Disability Services and Programs for Students (DSPS). To the extent data are available, colleges providing the grants are expected to verify unit enrollment, low-income status, and GPA/DSPS status.

Expands Support for Financial Aid Administration. The proposal includes \$10 million **ongoing** to augment resources for community college financial aid offices.

Reforms Cal Grant Program, Subject to Available Funding. The budget includes language specifying intent to enact the Cal Grant Reform Act, *conditioned upon General Fund revenues being available to support ongoing augmentations over the multiyear forecasts beginning in 2024-25*. If funds are deemed available and are provided in the annual budget act, emergency regulations would be adopted by the California Student Aid Commission to implement reforms to the Cal Grant program, which would be simplified into a Cal Grant 4 award for university students and a Cal Grant 2 award for community college students. Eligibility for the Cal Grant 2 would apply to students enrolled at least half-time with a household income that would qualify the student for a federal Pell Grant. Eligible students would receive an access award, initially in the same amount as the current Cal Grant B Access Award (\$1,648) but indexed to inflation to maintain purchasing power. Students in occupational programs would be eligible for a prorated award amount based on program duration. Provided a student continued to meet program eligibility criteria, awards could be renewed for the equivalent of four years of full-time attendance in an undergraduate program (eight years for foster youth).

Supports Formerly Incarcerated Students. The enacted budget includes \$30 million **one-time** to establish the Hire UP Pilot Program to provide justice-involved individuals with services and training to reenter the labor market. Under this program, the Chancellor's Office will allocate funds to up to 10 districts for a five-year pilot effort to provide stipends to students who were formerly incarcerated. To be eligible for a stipend, students must have been released from incarceration within the last three years and a current participant in a dedicated reentry program, or be a CalWORKS recipient or former foster youth. Stipends will be equal to the state minimum wage for the number of hours for the academic program in which the student is enrolled, up to 40 hours per week for a full-time

program, and will be provided for the duration of the academic program. Students receiving the stipends will have access to services through the Rising Scholars Network or other dedicated reentry program offered by the district. The Chancellor's Office would be required to submit an annual report on the pilot program, scheduled to run through 2028. The budget also includes \$15 million **ongoing** to augment the Rising Scholars program.

Makes Other Changes Related to College Affordability. The enacted budget indicates that community college districts must maximize available resources to address student basic needs as a requirement for participation in the California College Promise by, at minimum, establishing a partnership with county human services agencies, which can be done through the college's Basic Needs Center. The budget provides \$25 million **ongoing** to make returning students eligible for the Promise fee waiver (rather than restricting it to first-time students), as long as they have not previously earned a postsecondary degree or certificate.

Addressing Student Needs Remains a Concern

Builds on Efforts to Retain and Enroll Students. The 2022 Budget Act includes \$150 million **one-time** for student retention and enrollment efforts, aiming to build on the \$120 million included in the 2021 Budget Act. The funds are intended to support high-touch strategies to increase student enrollment and retention rates, primarily by engaging with students who may be hesitant to enroll or reenroll due to the impacts of COVID-19.

Expands Student Support Programs. The budget also includes \$30 million **one-time** to establish the Native American Student Support and Success Program, through which grants would be provided to up to 20 districts for developing targeted support and success programs. The funding is intended to strengthen K-12 pathways to and through community college, including transfer to the UC and CSU. The funds would support peer mentorship, structured student cohorts, culturally responsive counseling and wraparound services, and professional development for faculty and staff. If the number of requests to participate exceeds the available funding, priority among colleges would be based on the number of Native American students enrolled (using tribal recognition, linear descendency, and community involvement to identify eligible students).

The Budget Act also includes \$8 million **ongoing** to establish the Asian American, Native Hawaiian, and Pacific Islander (AANHPI) Student Achievement Program, aimed at providing culturally responsive services for low-income and first-generation AANHPI students. Up to 19% of the funds will be used for a statewide central office (via contract with a district) with several staff to provide technical assistance, training, and curriculum development. The remainder will be provided to colleges that are eligible for the federal Asian American and Native American Pacific Islander-Serving Institution program and have the staffing and experience to provide effective support services to AANHPI students.

Funds can be used for culturally responsive learning communities; counseling, mental health, and career development services; supplemental instruction and tutoring; AANHPI studies courses; and leadership and mentoring efforts. The California Community Colleges are expected to coordinate the programs with those also being created and funded in the CSU.

The Budget Act provides \$30 million **ongoing** to the NextUp program that serves foster youth, and expands authorization for the program by removing the 20 community college district limit. Colleges that wish to participate must submit a letter of interest and certify that services provided with the funds are coordinated with, and do not supplant, other services provided by the county and state. If the number of requests to participate exceeds the available funding, priority will be based on the number of eligible students and geographical equity considerations.

The enacted budget includes an increase of \$1.1 million **ongoing** to support the expansion of African American Male Education Network and Development (A2MEND) student charters to additional college districts, and \$25 million **ongoing** for a 5% increase in funding for the Student Equity and Achievement program. The budget also provides \$179,000 **one-time** for a study of the Umoja program and \$500,000 **ongoing** to increase the funding for Foster and Kinship Care Education Program to backfill an estimated decrease in federal matching funds and maintain current funding levels. Language included in the Budget Act modifies eligibility for Extended Opportunity Programs and Services (EOPS) to allow inclusion of students enrolled in fewer than nine units if their education plans are designed to move them toward subsequent enrollment in at least nine units.

Invests Student Housing Funds. The Budget Act commits about \$1.4 billion in non-Proposition 98 General Funds to build more student housing across the three higher education segments, about double what the Budget Act of 2021 specified for 2022-23 spending under the Higher Education Student Housing Grant Program. The 2022-23 spending includes \$546.7million **one-time** to selected community colleges for housing projects that were deemed eligible for funding in the first round of applications submitted in October 2021. The Budget Act indicates that colleges receiving the grants must deliver, at minimum, the number of beds for low-income students specified in its application when it was approved and must charge rents that do not exceed the rates assumed in that application. The budget allocates another \$18 million under the program for planning grants to selected colleges to determine the feasibility of offering affordable student housing. Another \$750 million from the program is expected be allocated to the higher education segments in the 2023-24 budget.

Table 6: 2022-23 Investments in Student Housing in the Community Colleges

District	Campus	Grant Funding
Construction Grants		
State Center CCD	Fresno City College	\$34,080,000
Siskiyou Jt CCD	College of the Siskiyous	\$32,613,000
Ventura County CCD	Ventura College	\$62,923,000
Sierra Jt CCD	Sierra College	\$80,497,000
Napa Valley CCD	Napa Valley College	\$31,000,000
Sonoma County JCD	Santa Rosa Junior College	\$15,000,000
Los Rios CCD	Cosumnes River College	\$44,144,000
Compton CCD	Compton College	\$80,389,000
Lake Tahoe CCD	Lake Tahoe Community College	\$39,369,000
Kern CCD	Bakersfield College	\$60,245,000
Santa Clarita CCD	College of the Canyons	\$61,858,000
Imperial Valley CCD	Imperial Valley College/CSU San Diego	\$4,554,000
	Total, Construction Grants	\$546,672,000
Planning Grants		
Chabot-Las Positas CCD	Chabot College	\$155,000
Chabot-Las Positas CCD	Las Positas College	\$155,000
Contra Costa CCD	Contra Costa College	\$180,000
Contra Costa CCD	Diablo Valley College	\$180,000
Contra Costa CCD	Los Medanos College	\$180,000
Foothill-DeAnza CCD	De Anza College	\$132,000
Foothill-DeAnza CCD	Foothill College	\$132,000
Ohlone CCD	Ohlone College (2 projects)	\$580,000
Peralta CCD	Berkeley City College	\$110,000
Peralta CCD	College of Alameda	\$110,000
Peralta CCD	Laney College	\$110,000
Peralta CCD	Merritt College	\$110,000
San Jose-Evergreen CCD	Evergreen Valley College	\$235,000
San Jose-Evergreen CCD	San Jose City College	\$235,000
San Mateo County CCD	College of San Mateo	\$200,000
Solano CCD	Solano Community College	\$150,000
Kern CCD	Cerro Coso Community College	\$314,000
Kern CCD	Porterville College	\$314,000
Merced CCD	Merced College	\$145,000
Merced CCD	Merced College/UC Merced	\$564,000
State Center CCD	Fresno City College	\$449,000
State Center CCD	Madera College	\$449,000
West Hills CCD	West Hills College Coalinga	\$150,000
Copper Mountain CCD	Copper Mountain College	\$70,000
Mt. San Jacinto CCD	Mt. San Jacinto College	\$155,000

District	Campus	Grant Funding
Riverside CCD	Moreno Valley College	\$540,000
Riverside CCD	Norco College	\$590,000
Riverside CCD	Riverside City College	\$470,000
San Bernardino CCD	Crafton Hills College	\$845,000
San Bernardino CCD	San Bernardino Valley College	\$845,000
Antelope Valley CCD	Antelope Valley Community College	\$200,000
Cerritos CCD	Cerritos College	\$225,000
El Camino CCD	El Camino College	\$110,000
Long Beach CCD	Long Beach City College	\$120,000
Los Angeles CCD	East Los Angeles College	\$110,000
Los Angeles CCD	Los Angeles City College	\$110,000
Los Angeles CCD	Los Angeles Harbor College	\$110,000
Los Angeles CCD	Los Angeles Mission College	\$110,000
Los Angeles CCD	Los Angeles Pierce College	\$110,000
Los Angeles CCD	Los Angeles Southwest College	\$110,000
Los Angeles CCD	Los Angeles Trade Technical College	\$110,000
Los Angeles CCD	Los Angeles Valley College	\$110,000
Los Angeles CCD	West Los Angeles College	\$110,000
North Orange County CCD	Cypress College	\$150,000
Pasadena CCD	Pasadena City College	\$50,000
Rancho Santiago CCD		\$500,000
Rio Hondo CCD	Rio Hondo City College	\$522,000
Santa Monica CCD	Santa Monica College	\$110,000
South Orange County CCD	Irvine Valley College	\$323,000
South Orange County CCD	Saddleback College	\$483,000
Butte CCD	Butte College/CSU Chico	\$500,000
Feather River CCD	Feather River College	\$349,000
Los Rios CCD	American River College	\$110,000
Los Rios CCD	Cosumnes River College	\$110,000
Los Rios CCD	Folsom Lake College	\$110,000
Los Rios CCD	Sacramento City College	\$110,000
Mendocino-Lake CCD	Mendocino College	\$250,000
Shasta-Tehama-Trinity Jt CCD	Shasta College	\$155,000
Grossmont-Cuyamaca CCD	Cuyamaca College	\$155,000
Grossmont-Cuyamaca CCD	Grossmont College	\$155,000
MiraCosta CCD	MiraCosta College	\$155,000
Palomar CCD	Palomar College	\$820,000
San Diego CCD	San Diego City College	\$344,000
Southwestern CCD	Southwestern College(5 projects)	\$618,000
Allan Hancock Jt. CCD	Allan Hancock College	\$185,000
Cabrillo CCD	Cabrillo Community College	\$242,000

District	Campus	Grant Funding
Hartnell CCD	Hartnell College	\$325,000
Santa Barbara CCD	Santa Barbara City College	\$150,000
Ventura County CCD	Moorpark College	\$250,000
Ventura County CCD	Oxnard College	\$249,000
	Total, Planning Grants	\$17,979,000

Streamlining Academic Pathways is an Enduring Priority

Invests in Implementation of Equitable Placement and Completion Practices. The enacted budget includes \$64 million **one-time** for grants to colleges to ensure the implementation of equitable placement and completion policies and practices. Funds allocated through this California Community College Equitable Placement and Completion Grant Program are intended to ensure the effective and maximal implementation of AB 705 and other matriculation and education planning services to increase student success. A third of the funds shall be distributed as a base allocation to all community colleges. Another third will be allocated to colleges with below average enrollment in transfer-level math or English courses, and the final third to colleges with below average success rates of students completing transfer-level math or English within one year of their first attempt in the discipline. To receive funds, colleges must submit a detailed plan documenting changes in placement practices and curricular structures to be made in order to reach full implementation. The funds can be used for faculty release time, professional development for faculty, or support services to increase throughput rates. Colleges that receive grants must use 10% of the funds for professional development in inclusive teaching practices and subject pedagogy, and must require faculty who teach remedial math or English to attend.

Invests in Common Course Numbering. To further the effort begun with a \$10 million one-time investment in the 2021 Budget Act, the enacted budget includes \$105 million **one-time** to support systemwide implementation of a common course numbering system. The funds may be used for aligning course curricula, updating catalogs and digital course registries, supporting faculty costs, and communication efforts to inform students of revised course numbers and curricula.

Supports Transfer Reform. The Budget Act includes \$65 million **one-time** to implement the transfer reform provisions of AB 928 (Chapter 566, Statutes of 2021). Those provisions require the system to participate in an intersegmental committee charged with oversight of the ADT and to develop and implement procedures to place students who declare a goal of transfer on the ADT pathway if one exists for their chosen major, unless they opt out. The funds may be used for reprogramming information technology systems to accommodate a single general education pathway; staff time to revise course catalogs and college policies and procedures to accommodate default ADT placement for students

declaring a goal of transfer; and updating degree audit platforms.

Invests in Technology to Navigate Pathways. The enacted budget includes \$25 million **one-time** to facilitate the procurement and implementation of software that clearly maps out intersegmental curricular pathways, in order to help students select a pathway, facilitate streamlined transfer between segments, and reduce excess unit accumulation. Expectations for implementation include that the pathways reflect curricular components of ADTs, and that interagency agreements are developed with UC and CSU to ensure the maps clearly reflect transfer pathways to those campuses.

Invests in Healthcare-Focused Adult Ed Pathways. The enacted budget includes \$130 million **one-time** to support healthcare-focused vocational pathways for English language learners through the Adult Education Program. The funding would be spread across three years (\$30 million in 2022-23, \$50 million in 2023-24, and \$50 million in 2024-25), and be intended to support learners across all levels of English proficiency.

Supports Apprenticeships. The enacted budget provides \$45 million **one-time** to support the implementation of the California Health School Meals Pathway Program, a pre-apprenticeship, apprenticeship, and fellowship workforce training pipeline program for school food service workers. It also includes an increase of \$20.48 million **ongoing** to align the apprenticeship program Related and Supplemental Instruction (RSI) rate with the SCFF credit rate, as opposed to the noncredit rate.

College Workforce Receives Support

Establishes Assistance Program for Classified Employees. The Budget Act includes \$10 million **ongoing** to establish the Classified Employee Summer Assistance Program. For participating districts, the program would provide eligible classified employees, who regularly work 11 months or fewer in a year with regular pay up to \$62,400, to have up to 10% of their monthly pay during the school year withheld for payout during the summer recess along with a prorated state match (amount dependent on available funding, up to a \$1 match for each \$1 withheld from monthly paychecks). For the 2023-24 and 2024-25 academic years, any extra hours worked by a classified employee as a result of an extension of the year related to the COVID-19 pandemic would be excluded in determining total months employed.

Addresses Health Care Needs of Part-Time Faculty. The enacted budget includes \$200 million **ongoing** to augment the Part-Time Faculty Health Insurance Program as a means of incentivizing districts to expand healthcare coverage for their part-time faculty. A [recent analysis](#) indicated that 39 districts currently offer some level of health benefits to adjunct faculty, with the type and scope varying greatly by district, while 33 districts provide no coverage. The budget includes language stating legislative intent to consider changes to the program to achieve parity between part-time faculty and multidistrict

part-time faculty; to maximize the state's investment in the program; and to incentivize more districts to provide affordable quality health coverage to part-time faculty. In order to obtain greater data and information about part-time faculty health programs, reporting requirements are added to COVID-19 Recovery Block Grant, described later in this document.

Invests in Diversifying the Workforce. The enacted budget provides \$10 million **ongoing** to support the sustainable implementation of Equal Employment Opportunity program best practices to diversify community college faculty, staff, and administrators.

Includes Funds for Deferred Maintenance and Technology Upgrades

The Budget Act includes \$840.7 million **one-time** to address deferred maintenance and energy efficiency projects across the system. Of that total, \$346.6 million is from 2022-23, \$397.5 million is from 2021-22, and \$96.5 million is from 2020-21. The funds will be allocated to colleges on the basis of actual reported full-time equivalent students (FTES) and will be available for encumbrance or expenditure until June 30, 2027.

The enacted budget also includes \$75 million **one-time** to implement technology and data security measures that support improved oversight of fraud mitigation and cybersecurity efforts at the local and systemwide level. The funds can be used for modernization of the CCCApply system, security upgrades for education technology systems, costs for monitoring security risks, and efforts to improve the quality of online and distance education. Another \$25 million **ongoing** is provided for similar purposes. Districts can use these ongoing funds to hire cybersecurity staff, and a portion can be used for systemwide measures such as security upgrades for education technology platforms and the establishment of systemwide cybersecurity teams.

Provides COVID-19 Recovery Block Grant

The Budget Act includes \$650 million **one-time** for block grants to districts to address issues related to the COVID-19 pandemic, including the mitigation of learning loss (as funds related to a declared state of emergency, these funds are not subject to the SAL). The funds will be allocated to districts on the basis of actual reported FTES. Districts can use the funds for student support efforts, reengagement strategies, professional development opportunities, technology investments, and health and safety measures. As a condition of receiving these funds, districts must report to the Chancellor's Office metrics on their provision of health insurance to part-time faculty in 2021-22 (by March 1, 2023) and in 2024-25 (by March 1, 2026). The funds will be available for a 5-year period.

Makes Appropriations for Specific Local Initiatives

The Budget Act provides \$171.5 million **one-time** Proposition 98 funds for various district efforts and initiatives which were not included as components of district capital outlay

plans or facilities project funding requests submitted to the Chancellor's Office. The district projects include:

- \$50 million to Kern Community College District to support the creation of the California Renewable Energy Center of Excellence;
- \$33 million to Riverside Community College District for the acquisition of land needed for the future Inland Empire Technical Trade Center in Jurupa Valley;
- \$16 million to Cerritos College to support the construction of the Student Services Building;
- \$15 million to Merced College to support the Agri-food Technology and Engineering Workforce Collaborative;
- \$15 million to San Bernardino Community College District to support a partnership with KVCR-DT, a public broadcasting station;
- \$10 million to the College of the Redwoods to develop an allied health education center in Arcata;
- \$10 million to Los Angeles Mission College to create a San Fernando Valley regional STEM hub by constructing a new biotechnology facility;
- \$5 million to West Los Angeles Community College to support the creation of the California Center for Climate Change Education;
- \$3.5 million to Chaffey College to support infrastructure and capital costs associated with the CORE Academy Training Facility;
- \$2.5 million each to American River College, Irvine Valley College, and Miramar College to support improvements to their veterans resource centers;
- \$2 million to Riverside Community College District to support the Military Articulation Platform (funds may be used to support expansion of the program to translate military experience and training into college credit at Riverside College and other colleges);
- \$1.5 million to the Los Rios Community College District to support the Los Rios Prison and Reentry Education Program;
- \$1 million to Taft College for the acquisition of equipment related to the new Taft College Vocational Center;
- \$1 million to Los Angeles Valley College for the development of the Valley Academic and Cultural Center;
- \$500,000 to De Anza College to be expended over 5 years to support the Asian Pacific American Leadership Institute; and
- \$500,000 to the College of the Redwoods for nursing program development.

LOCAL SUPPORT FUNDING ACROSS PROGRAMS INCREASES OR REMAINS STABLE

Table 7 shows proposed local assistance funding by program for 2021-22 and 2022-23. As the table shows, many categorical programs receive either augmentations or cost-of-living adjustments (or both), while most others had level or workload-based funding. Decreases in funding are related to removing one-time funding allocated in 2021-22 or to revised estimates of underlying factors.

Table 7: California Community Colleges Funding by Program^a (In Millions)

Program	2021-22 Enacted	2022-23 Enacted	Change Amount	Percent Change	Explanation of Change
Student Centered Funding Formula	\$7,927.0	\$8,734.0	\$807.0	10.2%	COLA, growth, Basic Allocation increase, base increase, and other base adjustments (includes property tax, enrollment fee, and EPA adjustments)
Deferred maintenance (one-time)	\$511.0	\$840.7	N/A	N/A	Additional one-time funding for 2022-23
CCC COVID-19 Recovery Block Grant (one-time)	\$0.0	\$650.0	N/A	N/A	\$650 million one-time for block grants to address issues related to the pandemic
Adult Education Program – Main ^b	\$566.4	\$603.1	\$36.7	6.5%	6.56% COLA
Student Equity and Achievement Program	\$499.0	\$524.0	\$25.0	5.0%	Augmentation
Student Success Completion Grant	\$162.6	\$412.6	\$250.0	153.8%	Augmentation and adjust for revised estimates of recipients
Strong Workforce Program	\$290.4	\$290.4	\$0.0	0.0%	
Part-time faculty health insurance	\$0.5	\$200.5	\$200.0	40816.3%	Add \$200M ongoing funds
College-specific allocations (one-time) ^c	\$67.9	\$171.5	N/A	N/A	
Extended Opportunity Programs and Services (EOPS)	\$135.3	\$169.2	\$33.9	25.0%	Augmentation and 6.56% COLA

Program	2021-22 Enacted	2022-23 Enacted	Change Amount	Percent Change	Explanation of Change
Disabled Students Programs and Services (DSPS)	\$126.4	\$159.7	\$33.3	26.3%	Augmentation and 6.56% COLA
Full-time faculty hiring	\$150.0	\$150.0	\$0.0	0.0%	
Retention and enrollment strategies (one-time)	\$100.0	\$150.0	N/A	N/A	Additional one-time funding for 2022-23
Adult Education Program - Healthcare Vocational Education (one-time)	\$0.0	\$130.0	N/A	N/A	One-time funding spread across 3 years.
Common course numbering (one-time)	\$10.0	\$105.0	N/A	N/A	Additional one-time funding for 2022-23
California College Promise (AB 19)	\$72.5	\$91.2	\$18.7	25.8%	Augmentation and adjustment for revised estimates of first-time, full-time students
Integrated technology	\$65.5	\$89.5	\$24.0	36.6%	Includes \$25M ongoing for Data Modernization and Protection. Removes \$1M in one-time funding.
Program Mapping Software	\$0.0	\$25.0	N/A	N/A	Add one-time funding
Data System Modernization and Sensitive Data Protection	\$0.0	\$75.0	N/A	N/A	Add one-time funding
Financial aid administration	\$74.3	\$81.6	\$7.3	9.8%	Increase of \$10 million and adjustments for revised estimates of fee waivers
Apprenticeship (community college districts)	\$60.1	\$69.2	\$9.1	15%	Participation and rate adjustments and 6.56% COLA for a portion of the program
Transfer Reforms (one-time)	\$0.0	\$65.0	N/A	N/A	Add one-time funding for AB 928 transfer reform implementation
Establish Equitable Placement and Completion Support Block Grant	\$0.0	\$64.0	N/A	N/A	Add one-time funding

Program	2021-22 Enacted	2022-23 Enacted	Change Amount	Percent Change	Explanation of Change
CalWORKs student services	\$47.7	\$50.9	\$3.2	6.6%	6.56% COLA
NextUp (foster youth program)	\$20.0	\$50.0	\$30.0	150.0%	Add \$30M ongoing funding
California Healthy Meals Pathway Program	\$0.0	\$45.0	N/A	N/A	Add one-time funding
Basic needs centers	\$30.0	\$40.0	\$10.0	33.3%	
Mathematics, Engineering, Science Achievement (MESA)	\$10.7	\$36.4	\$25.7	240%	Augmentation to add ongoing funding
Mandates Block Grant and reimbursements	\$33.7	\$36.1	\$2.4	7.3%	Revised enrollment estimates and 6.56% COLA
Cooperative Agencies Resources for Education (CARE)	\$19.6	\$30.9	\$11.3	57.5%	Augmentation and 6.56% COLA
Student mental health services	\$30.0	\$30.0	\$0.0	0	
Establish Hire Up Program	\$0.0	\$30.0	N/A	N/A	Add one-time funding
Native American Student Support and Success Program	\$0.0	\$30.0	N/A	N/A	Add one-time funding
Institutional effectiveness initiative	\$27.5	\$27.5	\$0.0	0.0%	
Part-time faculty compensation	\$24.9	\$26.5	\$1.6	6.6%	6.56% COLA
Rising Scholars Network	\$10.0	\$25.0	\$15.0	150.0%	Augmentation to add ongoing funding
Part-time faculty office hours	\$22.2	\$23.6	\$1.4	6%	6.56% COLA
Reappropriation for Prior Year SCFF Deficits (one-time)	\$0.0	\$23.3	N/A	N/A	Add one-time reappropriated funding

Program	2021-22 Enacted	2022-23 Enacted	Change Amount	Percent Change	Explanation of Change
Economic and Workforce Development	\$22.9	\$22.9	\$0.0	0.0%	
California Virtual Campus	\$20.0	\$20.0	\$0.0	0.0%	
Emergency financial assistance grants (one-time)	\$250.0	\$20.0	N/A	N/A	Additional one-time funding for 2022-23 (specific to AB 540 students)
Student Housing Program 'Rapid Rehousing'	\$9.0	\$19.0	\$10.0	111.1%	
California Online Community College (Calbright College)	\$15.0	\$15.0	\$0.0	0.0%	
Nursing grants	\$13.4	\$13.4	\$0.0	0.0%	
Lease revenue bond payments	\$12.8	\$12.8	\$0.0	0.0%	
Equal Employment Opportunity Program	\$2.8	\$12.8	\$10.0	361.4%	Augmentation to add ongoing funding
Puente Project	\$9.3	\$12.3	\$3.0	32.2%	Augmentation to add ongoing funding
Dreamer Resource Liaisons	\$11.6	\$11.6	\$0.0	0.0%	
Classified Employee Summer Assistance Program	\$0.0	\$10.0	N/A	N/A	Add ongoing funding
Immigrant legal services through CDSS	\$10.0	\$10.0	\$0.0	0.0%	
Veterans Resource Centers	\$10.0	\$10.0	\$0.0	0.0%	
Umoja	\$7.5	\$8.5	\$1.0	13%	Augmentation
Asian American and Native Hawaiian and Pacific Islander Student Achievement Program (AANHPI)	\$0.0	\$8.0	N/A	N/A	Add ongoing funding

Program	2021-22 Enacted	2022-23 Enacted	Change Amount	Percent Change	Explanation of Change
Foster Care Education Program	\$5.7	\$6.2	\$0.5	8.8%	\$500k ongoing adjustment to provide backfill for Foster and Kinship Care Education (FKCE) programs
Childcare tax bailout	\$3.7	\$4.0	\$0.2	6.6%	6.56% COLA
Digital Course Content for Inmates	\$3.0	\$3.0	\$0.0	0.0%	
Middle College High School Program	\$1.8	\$1.8	\$0.0	0.0%	
Academic Senate	\$1.7	\$1.8	\$0.1	6.6%	6.56% COLA
Historically Black Colleges and Universities (HBCU) Transfer Pathway project	\$1.4	\$1.4	\$0.0	0.0%	
African American Male Education Network and Development (A2MEND)	\$0.0	\$1.1	N/A	N/A	Add ongoing funding
Transfer education and articulation (excluding HBCU Transfer Pathway project)	\$0.7	\$0.7	\$0.0	0.0%	
FCMAT	\$0.6	\$0.6	\$0.0	0.0%	
Deferrals--Student Centered Funding Formula	\$1,453.0	\$0.0	N/A	N/A	Remove one-time funding used to pay off 2020-21 deferrals.

^a Table reflects total programmatic funding for the system, including amounts from prior years available for use in the years displayed.

^b The Adult Education program total includes resources that go to the K-12 system but are included in the CCC budget. The K-12 Strong Workforce program and K-12 Apprenticeship program are not listed above but are also included in the CCC budget.

^c See [Makes Appropriations for Specific Local Initiatives](#) section for breakdown

CAPITAL OUTLAY INVESTMENTS LOWER THAN IN CURRENT YEAR

The Budget Act includes \$403 million **one-time** in capital outlay funding from Proposition 51, approved by voters in 2016, down from \$578 million provided in the 2021 Budget Act. The funding would support the construction phase for 22 continuing projects, as listed in Table 8.

Table 8: Governor's Proposed Capital Outlay Projects in the California Community Colleges (In Millions)

District, College	Project	2022-23 State Cost	2022-23 Total Cost	All Years State Cost	All Years Total Cost
CONTINUING PROJECTS					
El Camino, El Camino College	Music Building Replacement	\$27.09	\$54.54	\$29.06	\$58.48
Los Angeles, East Los Angeles College	Facilities Maintenance & Operations Replacement	\$11.59	\$27.97	\$12.42	\$29.76
Los Angeles, Los Angeles Mission College	Plant Facilities Warehouse and Shop Replacement	\$0.21	\$0.72	\$7.12	\$23.62
Los Angeles, Los Angeles Pierce College	Industrial Technology Replacement	\$17.00	\$41.41	\$18.18	\$44.01
Los Angeles, Los Angeles Trade-Technical College	Design and Media Arts	\$35.78	\$85.60	\$38.19	\$90.88
Los Angeles, Los Angeles Valley College	Academic Building 2	\$23.74	\$57.56	\$25.38	\$61.14
Los Angeles, West Los Angeles College	Plant Facilities/Shops Replacement	\$5.73	\$14.20	\$6.17	\$15.18
Mt San Antonio, Mt San Antonio College	Technology and Health Replacement	\$77.43	\$187.26	\$82.67	\$197.85
North Orange County, Anaheim Campus	Tower First Floor Life/Safety Renovation	\$10.46	\$13.45	\$11.18	\$14.37
North Orange County, Cypress College	Fine Arts Renovation	\$19.38	\$31.85	\$20.89	\$34.37
North Orange County, Fullerton College	Business 300 Renovation	\$14.06	\$28.25	\$14.06	\$28.30
North Orange County, Fullerton College	Music/Drama Complex-Buildings 1100 and 1300 Replacement	\$40.49	\$51.74	\$43.79	\$55.86
Rio Hondo, Rio Hondo College	Music/Wray Theater Renovation	\$11.56	\$26.59	\$12.54	\$28.82
Sierra Joint, Sierra College	Gymnasium Modernization	\$26.48	\$35.54	\$28.89	\$38.55
Siskiyou Joint, College of the Siskiyous	Remodel Theater and McCloud Hall	\$1.63	\$1.63	\$28.07	\$28.07
Sonoma County, Public Safety Training Center	Public Safety Training Center Expansion	\$4.93	\$7.28	\$5.32	\$7.94
Sonoma County, Santa Rosa Junior College	Tauzer Gym Renovation	\$9.87	\$19.47	\$10.76	\$21.32
South Orange County, Saddleback College	Science Math Building Reconstruction	\$20.34	\$46.62	\$21.64	\$49.65
Ventura County, Moorpark College	Administration Building Reconstruction	\$3.91	\$10.38	\$4.32	\$11.20

District, College	Project	2022-23 State Cost	2022-23 Total Cost	All Years State Cost	All Years Total Cost
West Hills, West Hills College Lemoore	Instructional Center Phase 1	\$23.54	\$31.70	\$25.18	\$34.09
West Valley Mission, Mission College	Performing Arts Building	\$14.43	\$17.11	\$15.45	\$33.58
Yuba, Yuba College	Building 800 Life and Physical Science Modernization	3.46	4.48	3.85	4.92
Total		\$403.11	\$795.32	\$465.13	\$911.94

STATE OPERATIONS RECEIVES ADDITIONAL FUNDING

The Chancellor's Office provides leadership and oversight to the system, administers dozens of systemwide programs, and manages day-to-day operations of the system. The office is involved in implementing several recent initiatives including Guided Pathways, basic skills reforms, and a new apportionment funding formula. In addition, the Chancellor's Office provides technical assistance to districts and conducts regional and statewide professional development activities. The 2021-22 budget provided \$19.7 million in non-Proposition 98 General Fund and \$11.6 million in special funds and reimbursements for Chancellor's Office operations.

Responding to the Board of Governors' request for additional capacity to lead the system, the 2022 Budget Act includes an increase of \$3.9 million **ongoing** non-Proposition 98 General Funds to support 26 new positions at the Chancellor's Office in 2022-23. The new positions are intended to support implementation of the Cradle-to-Career Data System, assist colleges with affordable student housing, and build capacity to accommodate the increase in contracts and reporting requirements. The new resources are intended to allow the Chancellor's Office to better support curriculum-related reforms and technology modernization efforts, in addition to increased operational capacity for research, data analysis, legal affairs, governmental relations, and fiscal health monitoring.

Conclusion

The Appendices contain additional information as follows:

- Appendix A: Overview of the State Budget Process
- Appendix B: Board of Governors' Budget and Legislative Request Compared to Enacted Budget
- Appendix C: Local Budgets and State Requirements
- Appendix D: Districts' Fiscal Health
- Appendix E: Glossary

Although the budget has been enacted, the Governor and Legislature could make changes to the budget in “clean-up” legislation over the summer or later this year. The Chancellor’s Office will post updates concerning any changes made to the budget on the [Budget News](#) section of the website.

Appendix A: Overview of the State Budget Process

The Governor and the Legislature adopt a new budget every year. The Constitution requires a balanced budget such that, if proposed expenditures exceed estimated revenues, the Governor is required to recommend changes in the budget. The fiscal year runs from July 1 through June 30.

Governor’s Budget Proposal. The California Constitution requires that the Governor submit a budget to the Legislature by January 10 of each year. The Director of Finance, who functions as the chief financial advisor to the Governor, directs the preparation of the Governor’s Budget. The state’s basic approach is incremental budgeting, estimating first the costs of existing programs and then adjusting those program levels. By law, the chairs of the budget committees in each house of the Legislature—the Senate Budget and Fiscal Review Committee and the Assembly Budget Committee—introduce bills reflecting the Governor’s proposal. These are called budget bills, and the two budget bills are identical at the time they are introduced.

Related Legislation. Some budget changes require that changes be made to existing law. In these cases, separate bills—called “trailer bills”—are considered with the budget. By law, all proposed statutory changes necessary to implement the Governor’s Budget are due to the Legislature by February 1.

Legislative Analyses. Following the release of the Governor’s Budget in January, the Legislative Analyst’s Office (LAO) begins its analyses of and recommendations on the Governor’s proposals. These analyses, each specific to a budget area (such as higher education) or set of budget proposals (such as transportation proposals), typically are released beginning in mid-January and continuing into March.

Governor’s Revised Proposals. Finance proposes adjustments to the January budget through “spring letters.” Existing law requires Finance to submit most changes to the Legislature by April 1. Existing law requires Finance to submit, by May 14, revised revenue estimates, changes to Proposition 98, and changes to programs budgeted based on enrollment, caseload, and population. For that reason, the May Revision typically includes significant changes for the California Community Colleges budget. Following release of the May Revision, the LAO publishes additional analyses evaluating new and amended proposals.

Legislative Review. The budget committees assign the items in the budget to subcommittees, which are organized by areas of state government (e.g., education). Many subcommittees rely heavily on the LAO analyses in developing their hearing agendas. For each January budget proposal, a subcommittee can adopt, reject, or modify the proposal. Any January proposals not acted on remain in the budget by default. May proposals, in contrast, must be acted on to be included in the budget. In addition to acting on the

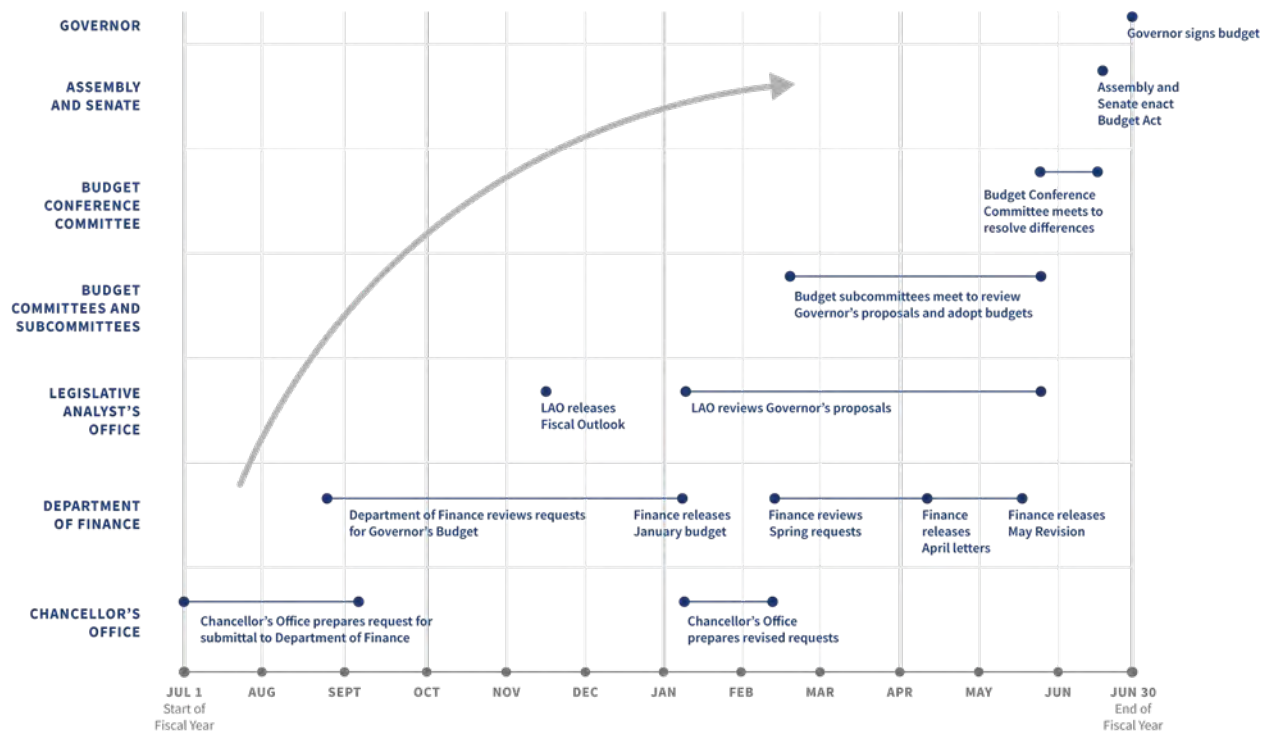
Governor's budget proposals, subcommittees also can add their own proposals to the budget.

When a subcommittee completes its actions, it reports its recommendations back to the full committee for approval. Through this process, each house develops a version of the budget that is a modification of the Governor's January budget proposal.

A budget conference committee is then appointed to resolve differences between the Senate and Assembly versions of the budget. The administration commonly engages with legislative leaders during this time to influence conference committee negotiations. The committee's report reflecting the budget deal between the houses is then sent to the full houses for approval.

Budget Enactment. Typically, the Governor has 12 days to sign or veto the budget bill. The Governor also has the authority to reduce or eliminate any appropriation included in the budget. Because the budget bill is an urgency measure, the bill takes effect as soon as it is signed.

SEQUENCE OF THE ANNUAL STATE BUDGET PROCESS



Appendix B: Board of Governors' Budget and Legislative Request Compared to Enacted Budget

Board of Governors' Request	Enacted Budget
Ongoing Investments	
Foundational Resources. \$500 million for base funding increase.	Provides \$400 million to increase the SCFF's funding rates for the base, supplemental, and success allocations, and \$200 million to augment the basic allocation within the base allocation. Also provides \$493 million for a COLA of 6.56%, \$26.7 million for 0.5% enrollment growth.
Students' Equitable Recovery. \$50 million for basic needs, \$20 million to expand NextUp Program, \$2 million for Foster and Kinship Care Education program, unspecified amount to scale the Military Articulation Platform, and funds to cover a 3% augmentation for DSPS and CalWORKS.	Provides \$30 million to expand NextUp; \$500,000 to backfill an estimated decrease in federal matching funds for the Foster and Kinship Care Education program and maintain current funding levels; and 6.56% COLAS for many student support programs.
Diversity, Equity and Inclusion. \$51 million to support districts in connecting hiring practices and procedures to DEI efforts.	Provides \$10 million to support EEO best practices to diversify faculty, staff and administrators. Also provides \$25 million to increase funding for the Student Equity and Achievement program by approximately 5%; \$15 million to expand the Rising Scholars Network; \$8 million to establish the Asian American, Native Hawaiian, Pacific Islander Student Achievement Program; and \$1.1 million to expand A2MEND charters.
Support for Faculty and Staff. \$25 million for professional development.	Provides \$200 million to augment the Part-Time Faculty Health Insurance Program and \$10 million to establish the Classified Employee Summer Assistance Program.
Enrollment and Retention Strategies. \$20.3 million to recover from pandemic enrollment declines, particularly among underserved student groups.	See one-time funding provided below.
Technology Capacity to Support Teaching and Learning. \$22 million for district cybersecurity staff, \$9 million for distance education (DE) professional development, \$1.25 million for cybersecurity teams, \$1 million for Ed Tech Portfolio security, \$1 million for DE teaching and learning support, and \$750,000 for CCCApply hosting and maintenance.	Provides \$25 million to address modernization of CCC technology infrastructure (and additional one-time funding described below).

<p>College Affordability and Supports. \$20 million for local financial aid administration.</p>	<p>Provides \$10 million to augment resources for financial aid offices.</p> <p>Also includes \$200 million increase for the Student Success Completion Grant due to expanded Cal Grant eligibility and to double the grant amounts, and \$25 million to expand eligibility for Promise waivers to returning students.</p>
One-Time Investments	
<p>Students' Equitable Recovery. \$1.1 million to expand A2MEND Student Charters, \$179,000 to study Umoja program elements affecting Black student success.</p>	<p>Provides the requested funding for the Umoja program study. See ongoing funding for expansion of A2MEND above.</p> <p>Also provides \$650 million for block grants to districts to address issues related to the pandemic; \$156.5 million for local district initiatives; \$150 million to support high-touch strategies to increase student retention rates and enrollment; \$130 million to support health-care focused vocational pathways in Adult Ed (some for K-12); \$65 million to support implementation of the transfer reform provisions of AB 928; \$45 million to implement Health School Meals Pathway Program; and \$20 million for emergency grants to AB 540 students.</p>
<p>Diversity, Equity and Inclusion. \$40 million for innovations in colleges' efforts to implement culturally competent practices.</p>	<p>Provides \$64 million to implement equitable placement and completion practices; \$30 million to establish a Native American Student Support and Success Program; and \$30 million to establish a Hire UP pilot program for justice-involved students.</p> <p>Also see ongoing funding above for increased diversity in hiring.</p>
<p>Support for Faculty and Staff. \$100 million to support full-time faculty and \$300 million for part-time faculty.</p>	<p>See ongoing funding described above.</p>
<p>Technology Capacity to Support Teaching and Learning. \$40 million for Ed Tech Portfolio, \$28.5 million for district enrollment security upgrades, \$6.5 million for CCCApply enhancements and modernization.</p>	<p>Provides \$75 million to address modernization of CCC technology infrastructure; \$105 million to support systemwide implementation of common course numbering; and \$25 million for software that maps out intersegmental curricular pathways.</p>
Non-Proposition 98 Investments	

<p>Supporting Institutional Quality and Capacity. \$75 million ongoing for the Physical Plant and Instructional Support program, unspecified ongoing funds to assist in covering increases to CalPERS and CalSTRS, \$150 million one-time for deferred maintenance, \$100 million one-time for Guided Pathways implementation, and \$1.5-\$2.5 million one-time and \$250,000 ongoing to support development of a streamlined reporting process and tool.</p>	<p>Provides \$403 million of Proposition 51 funds for facilities. Also provides over \$840 million in one-time Proposition 98 funds for deferred maintenance.</p>
<p>Capacity to Support the System. Additional Chancellor's Office staffing, including 9 Educational Services & Workforce Development positions, 6 Fiscal Services positions, 4 Legal positions, 4 Communications and Governmental Relations positions, and 8 Technology and Research positions.</p>	<p>Provides \$3.9 million ongoing to support 26 new positions in 2022-23.</p> <p>Extends the sunset date of the College Buys program by two years.</p>
<p>Students' Equitable Recovery. Requests (1) policy recommendations from independent research entity on how to ensure guaranteed admission to UC or CSU for transfer students without loss of units; (2) removal of sunset data on CCAP programs; and (3) reauthorization and recasting of EWD program to support a student-centered approach that expands work-based learning.</p>	<p>See one-time Proposition 98 funding for AB 928 implementation above.</p> <p>Extends the sunset date for the EWD program by two years.</p>
<p>College Affordability and Supports. \$500 million one-time and \$50 million ongoing to develop affordable student housing program. Also requests (1) unspecified revenues and statutory authority to ensure equitable student access to books and materials; (2) identification of a dedicated revenue source for increasing Cal Grant amounts for CCC students to address the total cost of attendance; and (3) expanded eligibility for AB 540 nonresident tuition exemption.</p>	<p>See above the ongoing Proposition 98 funding related to Cal Grant and Promise grant eligibility expansion, and the one-time funding for AB 540 students.</p> <p>Provides \$542.1 million one-time for affordable student housing projects and \$18 million for student housing planning grants, with more funds to be available in 2023-24. Also provides \$2.5 million one-time for instructional materials for high school students enrolled in a community college course.</p> <p>States intent to implement the Cal Grant Reform Equity Framework in 2024-25, conditioned on General Fund revenues being available to support ongoing augmentations over the multiyear forecasts at that time</p>

Appendix C: Local Budgets and State Requirements

BUDGET PLANNING AND FORECASTING

Based on the information used in developing the 2022 enacted budget, it would be reasonable for districts to plan their budgets using information shown in Table C-1 below.

Table C-1: Planning Factors for Proposed 2022-23 Budget

Factor	2020-21	2021-22	2022-23
Cost-of-living adjustment (COLA)	0.00%	5.07%	6.56%
State Lottery funding per FTES ^a	\$238	\$228	TBD
Mandated Costs Block Grant funding per FTES	\$30.16	\$30.16	\$32.68
RSI reimbursement per hour	\$6.44	\$6.44	\$8.82
Financial aid administration per College Promise Grant	\$0.91	\$0.91	\$0.91
Public Employees' Retirement System (CalPERS) employer contribution rates	20.70%	22.91%	25.37%
State Teachers' Retirement System (CalSTRS) employer contribution rates	16.15%	16.92%	19.10%

^a 2022-23 estimate not available

STATE REQUIREMENTS FOR DISTRICT BUDGET APPROVAL

Existing law requires the governing board of each district to adopt an annual budget and financial report that shows proposed expenditures and estimated revenues by specified deadlines. Financial reporting deadlines are shown in Table C-2.

Table C-2: Standard Financial Reporting Deadlines in Place for 2022-23

Activity	Regulatory Due Date	Title 5 Section
Submit tentative budget to county officer.	July 1, 2022	58305(a)
Make available for public inspection a statement of prior year receipts and expenditures and current year expenses.	September 15, 2022	58300
Hold a public hearing on the proposed budget. Adopt a final budget.	September 15, 2022	58301
Complete the adopted annual financial and budget report and make public.	September 30, 2022	58305(d)
Submit an annual financial and budget report to Chancellor's Office.	October 10, 2022	58305(d)
Submit an audit report to the Chancellor's Office.	December 31, 2022	59106

If the governing board of any district fails to develop a budget as described, the chancellor may withhold any apportionment of state or local money to the district for the current fiscal year until the district makes a proper budget. These penalties are not imposed on a district if the chancellor determines that unique circumstances made it impossible for the district to comply with the provisions or if there were delays in the adoption of the annual state budget.

The total amount proposed for each major classification of expenditures is the maximum amount that may be expended for that classification for the fiscal year. Through a resolution, the governing board may make budget adjustments or authorize transfers from the reserve for contingencies to any classification (with a two-thirds vote) or between classifications (with a majority vote).

STATE REQUIREMENTS RELATED TO EXPENDITURES

State law includes two main requirements for districts' use of apportionments. The Chancellor's Office monitors district compliance with both requirements and annually updates the Board of Governors.

Full-Time Faculty Obligation

Education Code Section 87482.6 recognizes the goal of the Board of Governors that 75% of the hours of credit instruction in the California Community Colleges should be taught by full-time faculty. Each district has a baseline reflecting the number of full-time faculty in 1988-89. Each year, if the Board of Governors determines that adequate funds exist in the budget, districts are required to increase their base number of full-time faculty over the prior year in proportion to the amount of growth in funded credit full-time equivalent students. Funded credit FTES includes emergency conditions allowance protections, such as those approved for fires and for the COVID-19 pandemic. Districts with emergency conditions allowances approved per regulation will not have their full-time faculty obligation reduced for actual reported FTES declines while the protection is in place. The target number of faculty is called the Faculty Obligation Number (FON). An additional increase to the FON is required when the budget includes funds specifically for the purpose of increasing the full-time faculty percentage. The chancellor is required to assess a penalty for a district that does not meet its FON for a given year.

Fifty Percent Law

A second requirement related to budget levels is a statutory requirement that each district spend at least half of its Current Expense of Education each fiscal year for salaries and benefits of classroom instructors. Under existing law, a district may apply for an exemption under limited circumstances.

Appendix D: Districts' Fiscal Health

The Board of Governors has established standards for sound fiscal management and a process to monitor and evaluate the financial health of community college districts. These standards are intended to be progressive, with the focus on prevention and assistance at the initial level and more direct intervention at the highest level.

Under that process, each district is required to regularly report to its governing board the status of the district's financial condition and to submit quarterly reports to the Chancellor's Office three times a year in November, February, and May. Based on these reports, the Chancellor is required to determine if intervention is needed. Specifically, intervention may be necessary if a district's report indicates a high probability that, if trends continue unabated, the district will need an emergency apportionment from the state within three years or that the district is not in compliance with principles of sound fiscal management. The Chancellor's Office's intervention could include, but is not limited to, requiring the submission of additional reports, requiring the district to respond to specific concerns, or directing the district to prepare and adopt a plan for achieving fiscal stability. The Chancellor also could assign a fiscal monitor or special trustee.

The Chancellor's Office believes that the evaluation of fiscal health should not be limited to times of crisis. Accordingly, the Fiscal Forward Portfolio has been implemented to support best practices in governance and continued accreditation, and to provide training and technical assistance to new chief executive officers and chief business officers through personalized desk sessions with Chancellor's Office staff.

The Chancellor's Office's ongoing fiscal health analysis includes review of key financial indicators, results of annual audit reports, and other factors. A primary financial health indicator is the district's unrestricted reserves balance. **The Chancellor's Office recommends that districts adopt policies to maintain sufficient unrestricted reserves with a suggested minimum of two months of general fund operating expenditures or revenues, consistent with Budgeting Best Practices published by the Government Finance Officers Association.**

Districts are strongly encouraged to regularly assess risks to their fiscal health. The Fiscal Crisis and Management Assistance Team has developed a Fiscal Health Risk Analysis for districts as a management tool to evaluate key fiscal indicators that may help measure a district's risk of insolvency in the current and two subsequent fiscal years.

Appendix E: Glossary

Appropriation: Money set apart by legislation for a specific use, with limits in the amount and period during which the expenditure is to be recognized.

Augmentation: An increase to a previously authorized appropriation or allotment.

Bond Funds: Funds used to account for the receipt and disbursement of non-self-liquidating general obligation bond proceeds.

Budget: A plan of operation expressed in terms of financial or other resource requirements for a specific period.

Budget Act (BA): An annual statute authorizing state departments to expend appropriated funds for the purposes stated in the Governor's Budget, amended by the Legislature, and signed by the Governor.

Budget Year (BY): The next state fiscal year, beginning July 1 and ending June 30, for which the Governor's Budget is submitted (i.e., the year following the current fiscal year).

Capital Outlay: Expenditures that result in acquisition or addition of land, planning and construction of new buildings, expansion or modification of existing buildings, or purchase of equipment related to such construction, or a combination of these.

Cost of Living Adjustment (COLA): Increases provided in state-funded programs intended to offset the effects of inflation.

Current Year (CY): The present state fiscal year, beginning July 1 and ending June 30 (in contrast to past or future periods).

Deferrals: Late payments to districts when the state cannot meet its funding obligations. Deferrals allow districts to budget for more money than the state will provide in a given year. A district is permitted to spend as if there is no deferral. Districts typically rely on local reserves or short-term loans (e.g., TRANS) to cover spending for the fiscal year.

Department of Finance (DOF or Finance): A state fiscal control agency. The Director of Finance is appointed by the Governor and serves as the chief fiscal policy advisor.

Education Protection Account (EPA): The Education Protection Account (EPA) was created in November 2012 by Proposition 30, the Schools and Local Public Safety Protection Act of 2012, and amended by Proposition 55 in November 2016. Of the funds in the account, 89 percent is provided to K-12 education and 11 percent to community colleges. These funds are set to expire on December 31, 2030.

Expenditure: Amount of an appropriation spent or used.

Fiscal Year (FY): A 12-month budgeting and accounting period. In California state government, the fiscal year begins July 1 and ends the following June 30.

Fund: A legal budgeting and accounting entity that provides for the segregation of moneys or other resources in the State Treasury for obligations in accordance with specific restrictions or limitations.

General Fund (GF): The predominant fund for financing state operations; used to account for revenues that are not specifically designated by any other fund.

Governor's Budget: The publication the Governor presents to the Legislature by January 10 each year, which includes recommended expenditures and estimates of revenues.

Legislative Analyst's Office (LAO): A nonpartisan office that provides fiscal and policy advice to the Legislature.

Local Assistance: Expenditures made for the support of local government or other locally administered activities.

May Revision: An update to the Governor's Budget presented by Finance to the Legislature by May 14 of each year.

Past Year or Prior Year (PY): The most recently completed state fiscal year, beginning July 1 and ending June 30.

Proposition 98: A section of the California Constitution that, among other provisions, specifies a minimum funding guarantee for schools and community colleges. California Community Colleges typically receive 10.93% of the funds.

Related and Supplemental Instruction (RSI): An organized and systematic form of instruction designed to provide apprentices with knowledge including the theoretical and technical subjects related and supplemental to the skill(s) involved.

Reserve: An amount set aside in a fund to provide for an unanticipated decline in revenue or increase in expenditures.

Revenue: Government income, generally derived from taxes, licenses and fees, and investment earnings, which are appropriated for the payment of public expenses.

State Operations: Expenditures for the support of state government.

Statute: A law enacted by the Legislature.

Tax and Revenue Anticipation Notes (TRANS): Short-term debt instruments issued in anticipation of taxes or other revenues to be collected at a later date.

Workload Budget: The level of funding needed to support the current cost of already-authorized services.



California Community Colleges Chancellor's Office
1102 Q Street | Suite 4400 | Sacramento, CA 95811
www.cccco.edu