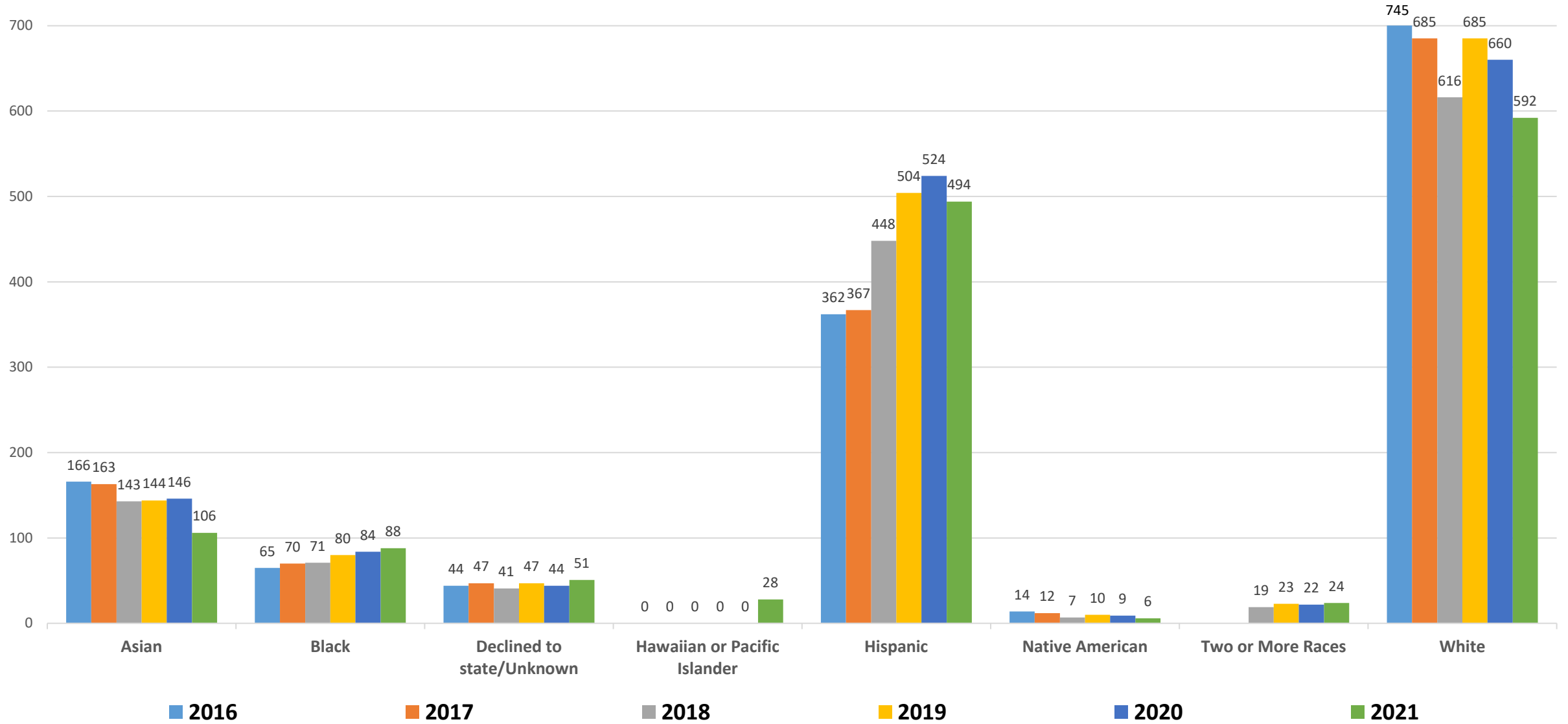


Total Employees by Race/Ethnicity, 2016-2021



Total Employees 1,396

1,344

1,345

1,493

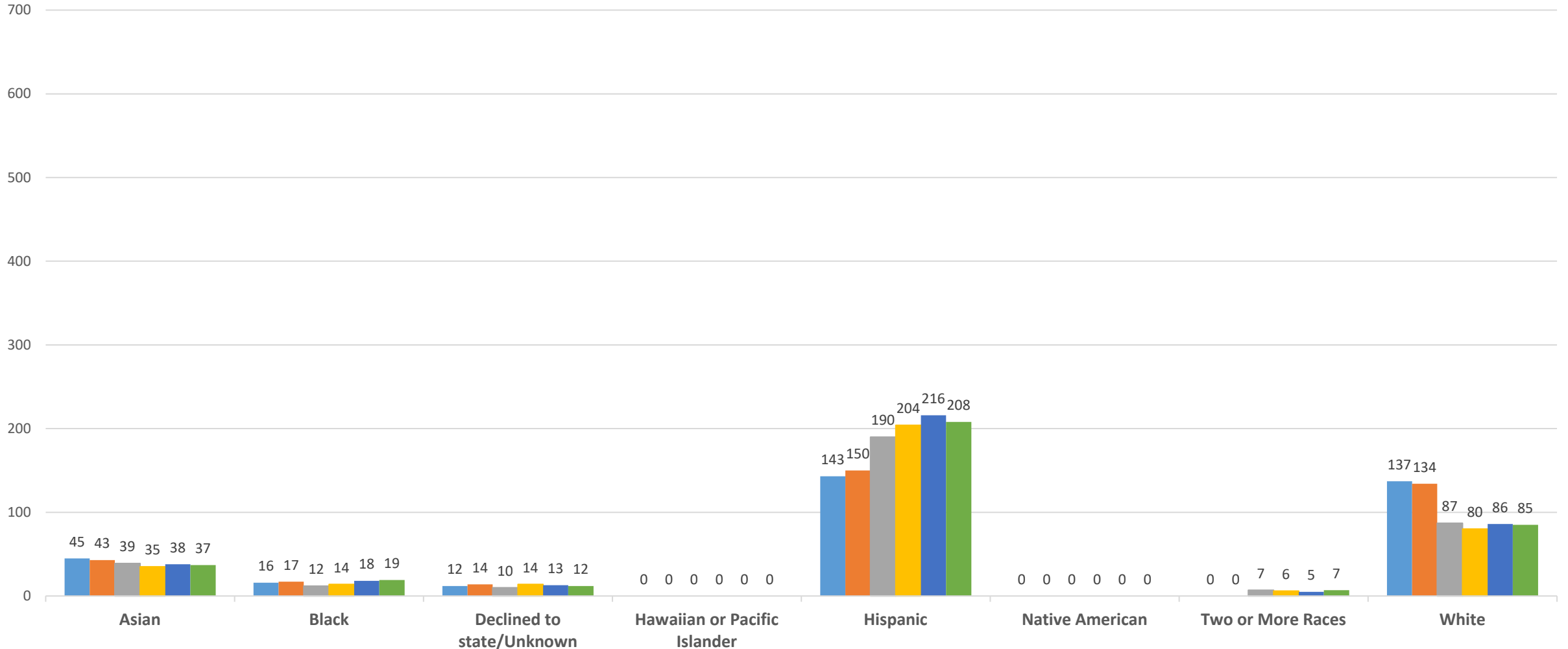
1,489

1,389

Note: Employee information reported by calendar year; Two or More Race/Ethnicities not used prior to 2018; Hawaiian or Pacific Islander not used prior to 2021

Source: Southwestern Community College District Human Resources Department Snapshot as of 3/25/22

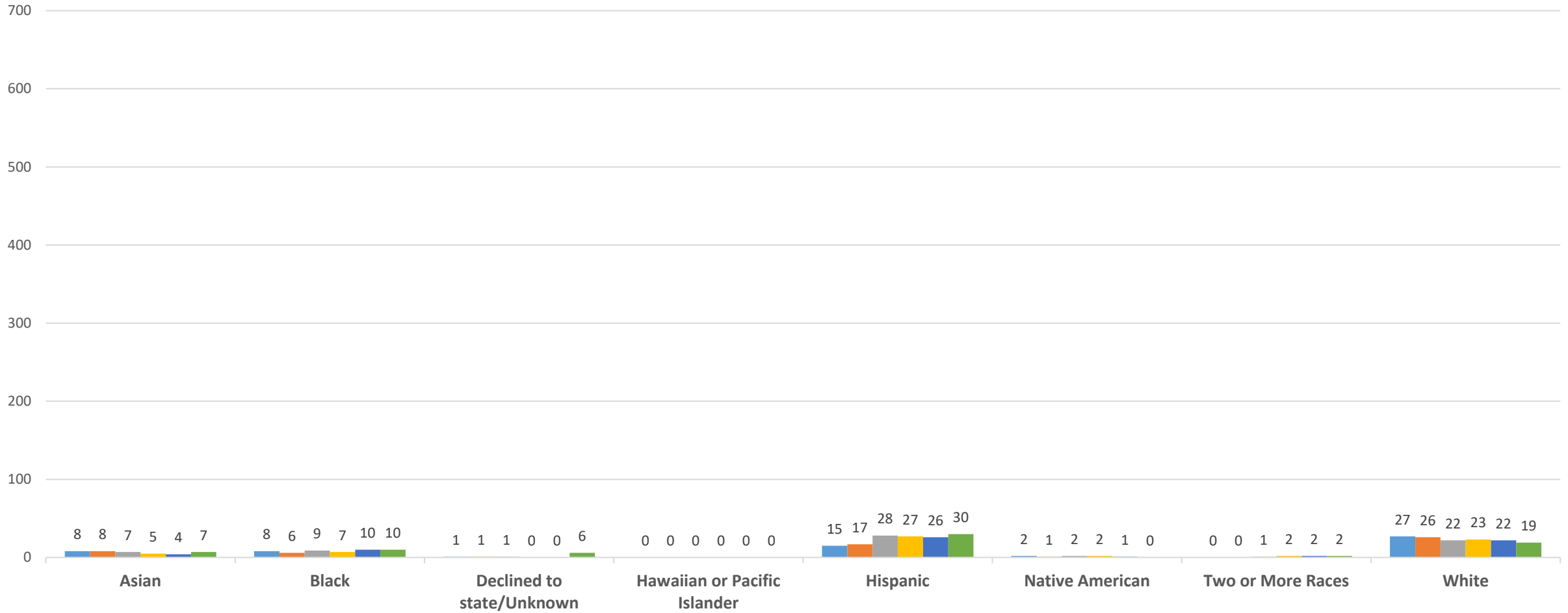
CSEA and Confidential Employees by Race/Ethnicity, 2016-2021



	2016	2017	2018	2019	2020	2021
Total CSEA & Conf	353	358	345	353	376	368
Total Employees	1,396	1,344	1,345	1,493	1,489	1,389

Note: Employee information reported by calendar year; Two or More Race/Ethnicities not used prior to 2018; Hawaiian or Pacific Islander not used prior to 2021
 Source: Southwestern Community College District Human Resources Department Snapshot as of 3/25/22

Administrators and Supervisors by Race/Ethnicity, 2016-2021



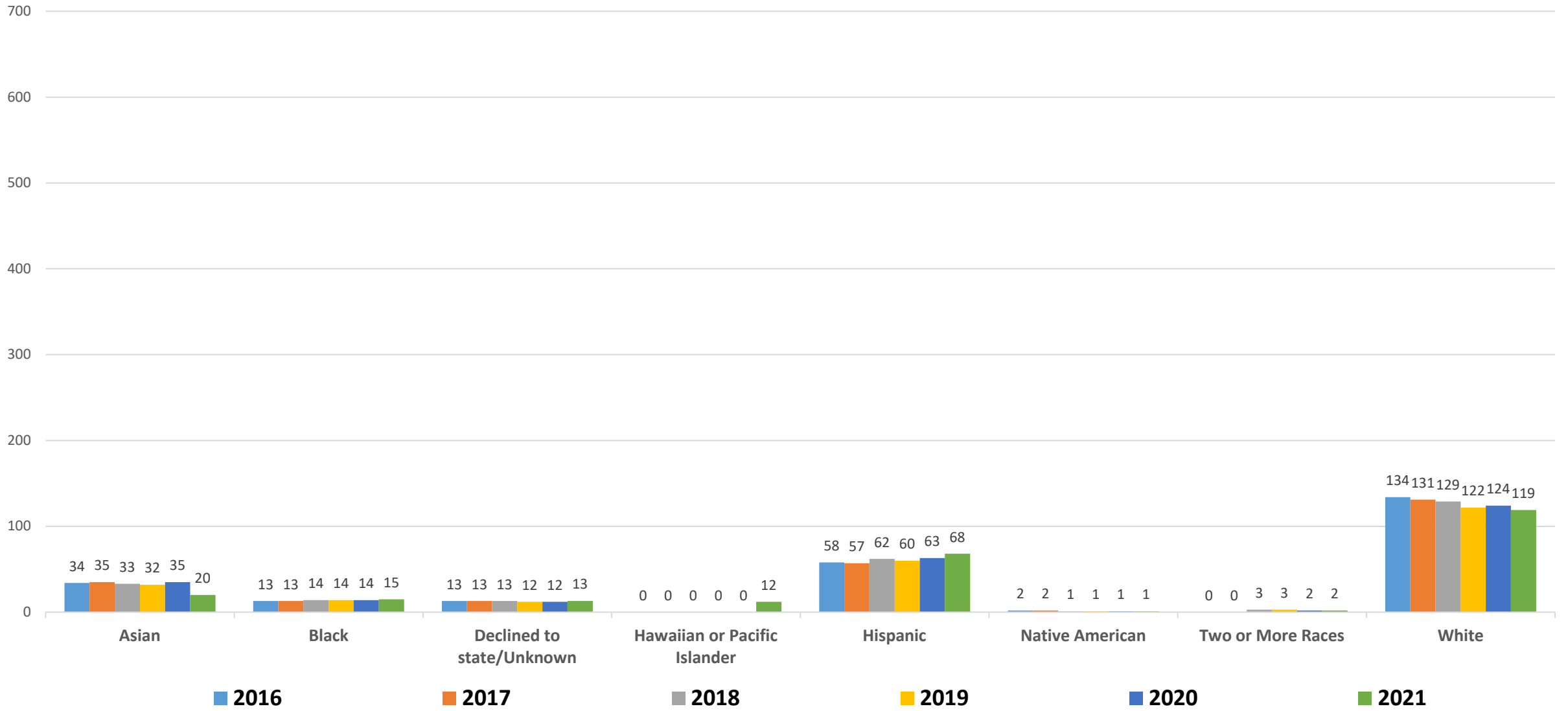
■ **2016**
■ **2017**
■ **2018**
■ **2019**
■ **2020**
■ **2021**

Total Adm & Supr
Total Employees

61	59	70	66	65	74
1,396	1,344	1,345	1,493	1,489	1,389

*Note: Employee information reported by calendar year; Two or More Race/Ethnicities not used prior to 2018; Hawaiian or Pacific Islander not used prior to 2021
Source: Southwestern Community College District Human Resources Department Snapshot as of 3/25/22*

SCEA Full-Time Faculty by Race/Ethnicity, 2016-2021



Total SCEA F/T Fac

254

251

255

244

251

250

Total Employees

1,396

1,344

1,345

1,493

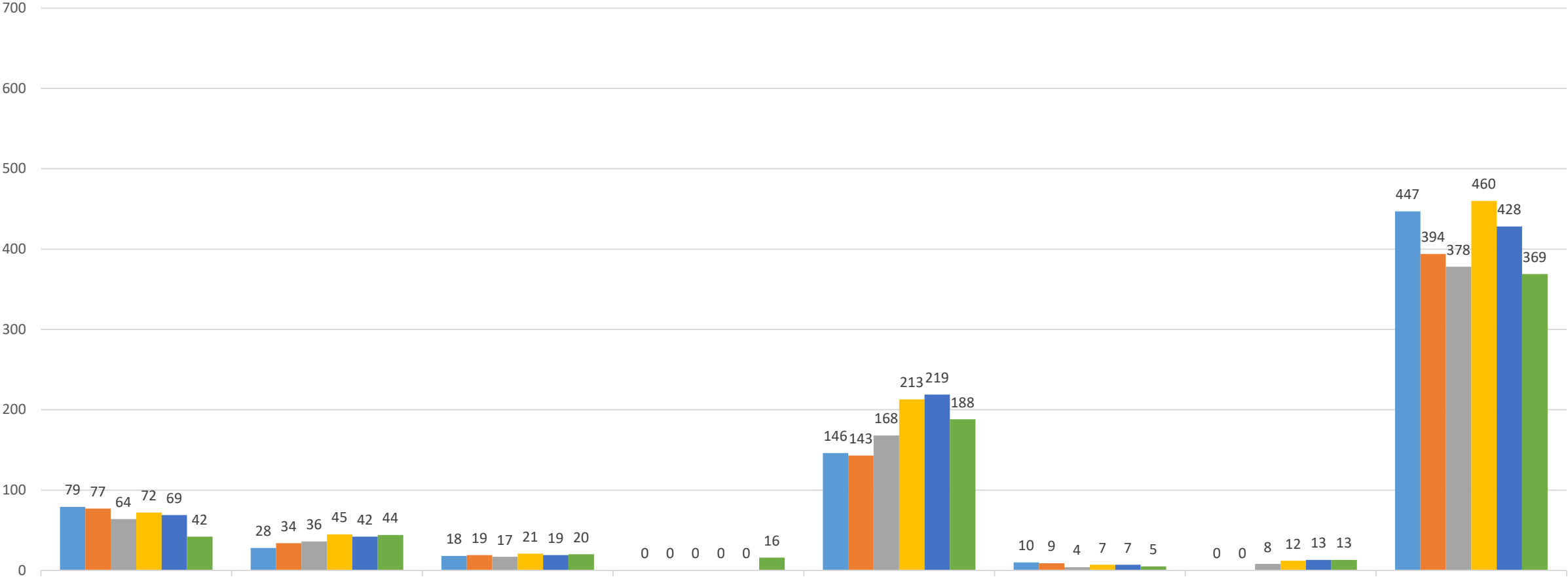
1,489

1,389

Note: Employee information reported by calendar year; Two or More Race/Ethnicities not used prior to 2018; Hawaiian or Pacific Islander not used prior to 2021

Source: Southwestern Community College District Human Resources Department Snapshot as of 3/25/22

SCEA Part-Time Faculty by Race/Ethnicity, 2016-2021



■ **2016**
 ■ **2017**
 ■ **2018**
 ■ **2019**
 ■ **2020**
 ■ **2021**

Total SCEA P/T Fac	728	676	675	830	797	697
Total Employees	1,396	1,344	1,345	1,493	1,489	1,389

Note: Employee information reported by calendar year; Two or More Race/Ethnicities not used prior to 2018; Hawaiian or Pacific Islander not used prior to 2021
Source: Southwestern Community College District Human Resources Department Snapshot as of 3/25/22