

# Fast Facts 2019-2020



Southwestern College

**Southwestern Community College District <sup>1</sup>**  
**Accredited since 1964.**  
 Southwestern College Campus – 900 Otay Lakes Rd; Chula Vista CA 91910  
 National City Higher Education Center – 880 National City Blvd; National City, CA 91950  
 Otay Mesa Higher Education Center – 8100 Gigantic St; San Diego, CA 92154  
 San Ysidro Higher Education Center – 460 W San Ysidro Blvd; San Ysidro, CA 92173  
 Crown Cove Aquatic Center – 5000 Highway 75; Coronado, CA 92118

## Degrees and Certificates Awarded <sup>2</sup>

Academic Year 2019-2020

ASSOCIATE DEGREES: 2,054

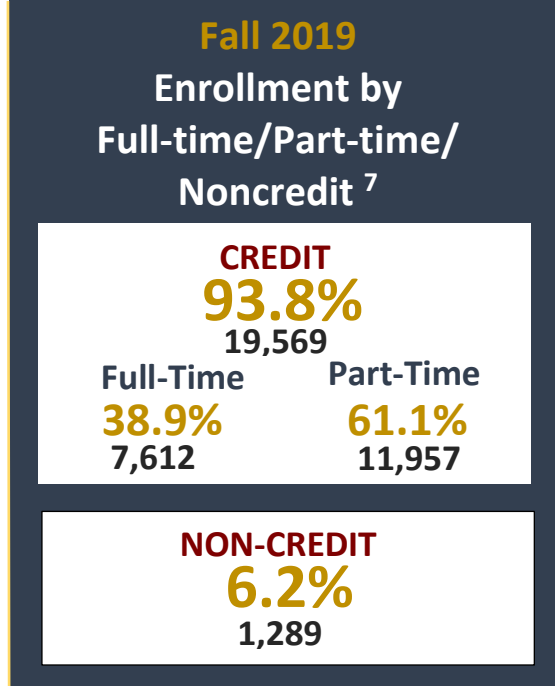
CERTIFICATES: 1,069

Associate Degrees for Transfer **977**

Associate Degrees **1,077**

Certificates of Achievement **800**

Certificate of Proficiency **269**



## Headcount Enrollment <sup>3</sup>

Academic Year 2019-2020

ANNUAL ENROLLMENT: 28,835

ENROLLMENT CHANGE 2018-2019 TO 2019-2020: +1.5%

Fall 2019

FALL ENROLLMENT: 20,858

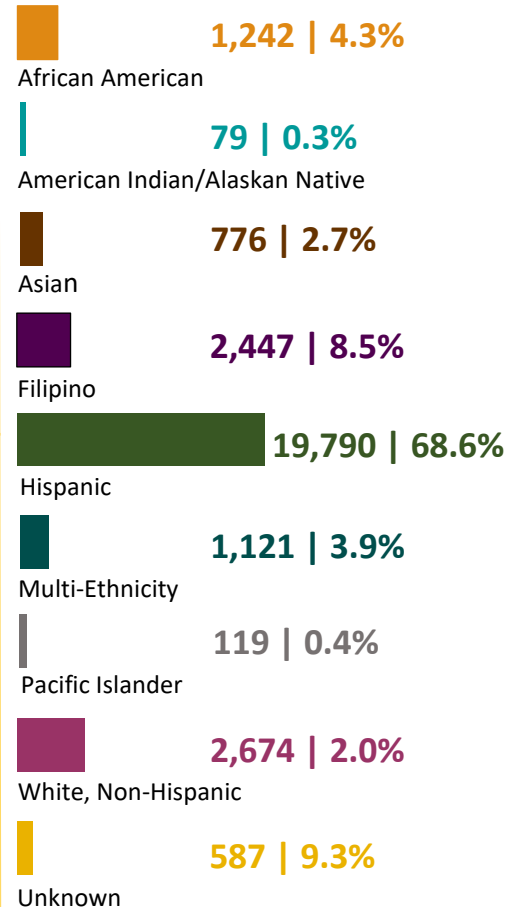
Enrollment Change Fall 2018 to Fall 2019: +5.6%

## 5 Most Popular Majors <sup>4</sup>

1. Nursing
2. Business Administration
3. Psychology
4. Biology
5. Engineering

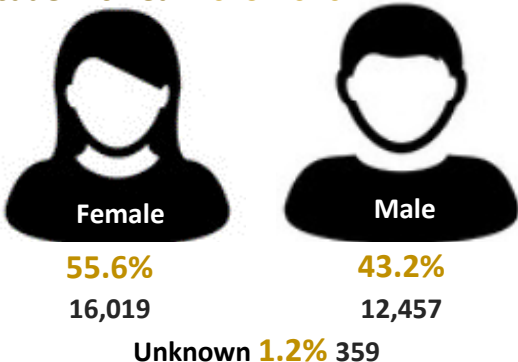
## Enrollment by Race/Ethnicity <sup>8</sup>

Academic Year 2019-2020



## Enrollment by Gender <sup>5</sup>

Academic Year 2019-2020



## Enrollment by Age <sup>6</sup>

Academic Year

2019-2020

<25: 18,227 (63.2%)

25-39: 6,850 (23.8%)

40+: 3,742 (13.0%)

Unknown: 16 (0.1%)

\*Average: 26

\*Median: 22

## Vision

Southwestern College is the leader in equitable education that transforms the lives of students and communities.

## Other Significant **Demographic** and **Institutional Characteristics** <sup>9</sup>

- Non-US Citizens (Fall 2019): 1,648 (8%)
- Military Friendly School designation
- Minority Serving Institution meeting criteria as:
  - Hispanic Serving Institution (HIS)
  - Asian American and Native American Pacific Islander Serving Institution (AANAPISI)

## Enrollment from SWC Service Area <sup>10</sup>

**77%**

of incoming Students from within the SWC service area

City or Community	Percentage
Bonita	2.6%
Chula Vista	45.5%
Imperial Beach	2.9%
National City	5.7%
Coronado	0.4%
Otay Mesa	13.5%
San Ysidro	6.4%
Other Communities	22.9%
Outside SWC Service Area	
<b>Total</b>	<b>100%</b>

## Revenues by Source <sup>11</sup>

### Fiscal Year 2018-2019

Revenue Source	Amount	%
Tuition	\$6,143,869	3.0%
Federal	\$6,088,178	3.0%
State	\$86,123,616	42.3%
Local	\$56,414,418	27.7%
Other	\$48,801,064	24.0%
<b>Total</b>	<b>\$203,571,145</b>	<b>100.0%</b>

## Student Financial Aid <sup>15</sup>

### Students Receiving Financial by Award Type

#### Academic Year 2018-2019

Award	Students	%
California College Promise Grant	15,359	55.00%
Cal Grant B	2,018	7.23%
Cal Grant C	69	0.25%
EOPS Grant	2,148	7.69%
Pell Grant	6,795	24.33%
Federal Loans	239	0.86%
Federal Work Study	158	0.57%
Receiving Any Financial Aid	15,667	56.10%

Students may receive multiple types of financial aid.

## Average Annual **Tuition & Fees** **California** **Public Colleges** <sup>12</sup> **Academic Year 2019-2020**



### 2- & 4- Year Colleges

2019-2020 in-district tuition and fees at public 2-year colleges **\$1,428**

2019-2020 in-state tuition and fees at public 4-year colleges **\$9,854**

## Median Annual Earnings of Full-time Employees by Educational Attainment <sup>13</sup>

### Academic Year 2019-2020

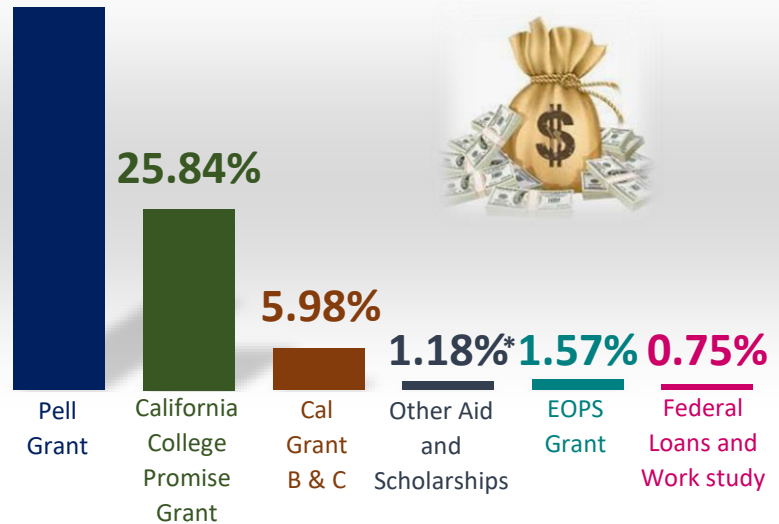
Less than high school diploma	\$30,576
High school graduate	\$39,052
Associate degree or some college	\$44,096
Bachelor's degree	\$64,272
Master's or higher degree	\$81,172

## Student Financial Aid

### Financial Aid Awards by Type <sup>14</sup>

#### Academic Year 2018-2019

**54.65%**



**Total Student Financial Aid \$47,124,016**

<sup>1</sup> Source: Southwestern Community College District, <https://www.swccd.edu/>

<sup>2</sup> Source: Southwestern Community College District Data Warehouse

<sup>3</sup> Source: CCC Chancellor's Office MIS Data Mart (Students: Annual/Term Student Count Report), <https://datamart.cccco.edu/DataMart.aspx>

<sup>4</sup> Source: CCC Chancellor's Office MIS Data Mart (Students: Annual/Term Student Count Report), <https://datamart.cccco.edu/DataMart.aspx>

<sup>5</sup> Source: CCC Chancellor's Office MIS Data Mart (Students: Annual/Term Student Count Report), <https://datamart.cccco.edu/DataMart.aspx>; Southwestern Community College District Data Warehouse. \* Average and Median based on Fall 2019 student age at start of term

<sup>7</sup> Source: CCC Chancellor's Office MIS Data Mart (Students: Full-time/Part-Time (Unit Load), <https://datamart.cccco.edu/DataMart.aspx>

<sup>8</sup> Source: CCC Chancellor's Office MIS Data Mart (Students: Annual/Term Student Count Report), <https://misweb.cccco.edu/dataanddemand/login.aspx>; Southwestern Community College District Data Warehouse

<sup>9</sup> Source: CCC Chancellor's Office MIS Data Mart (Students: Citizenship Status Summary), <https://datamart.cccco.edu/DataMart.aspx>; US Department of Education College Scorecard, <https://collegescorecard.ed.gov/school/?123800-SouthwesternCollege>

<sup>10</sup> Source: Southwestern Community College District Data Warehouse

<sup>11</sup> Source: Integrated Postsecondary Education Data System (IPEDS) 2017-18 Finance Survey

<sup>12</sup> Source: American Council of Education (ACE), Higher Education Today, <https://research.collegeboard.org/trends/college-pricing>

<sup>13</sup> Source: Bureau of Labor Statistics, Second Quarter Median Earnings, [https://www.bls.gov/news.release/archives/wkyeng\\_07172019.pdf](https://www.bls.gov/news.release/archives/wkyeng_07172019.pdf)

<sup>14</sup> Source: CCC Chancellor's Office MIS Data Mart (Financial Aid Summary Report), <https://datamart.cccco.edu/DataMart.aspx>; \*No values for Completion Grant (CCCG) or Full-time Student Success Grant reported

<sup>15</sup> Source: CCC Chancellor's Office MIS Data Mart (Financial Aid Summary Report), <https://datamart.cccco.edu/DataMart.aspx>