

Fast Facts 2023-2024



Southwestern Community College District ¹

Accredited since 1964

Southwestern College Campus – 900 Otay Lakes Rd, Chula Vista, CA 91910

National City Higher Education Center – 880 National City Blvd, National City, CA 91950

Otay Mesa Higher Education Center – 8100 Gigantic St, San Diego, CA 92154

San Ysidro Higher Education Center – 460 W San Ysidro Blvd, San Ysidro, CA 92173

Crown Cove Aquatic Center – 5000 Highway 75, Coronado, CA 92118

Degrees and Certificates Awarded ²

Academic Year 2023-2024

ASSOCIATE DEGREES: 2,269

CERTIFICATES: 1,210

Associate Degrees for Transfer **1,128**

Associate Degrees **1,141**

Certificates of Achievement **947**

Certificate of Proficiency **263**



Headcount Enrollment ³

Academic Year 2023-2024

ANNUAL HEADCOUNT: 28,655

Headcount Change 2022-2023 to 2023-2024: +13.6%

Fall 2023

FALL HEADCOUNT: 19,638


Headcount Change Fall 2022 to Fall 2023: +12.0%

5 2023-2024 Most Popular Majors ⁴

1. Nursing – AS (02360)
2. Business Administration – AA (01100)
3. Psychology for Transfer (01855)
4. Biology – AS (01510)
5. Engineering – AS (01565)

Enrollment by Gender ⁵


Academic Year 2023-2024



Female

53.6%

15,359



Male

43.6%

12,484

Non-Binary **0.8%** 221

Unknown **2.1%** 591

Enrollment by Age ⁶

Academic Year

2023-2024

<25: 16,915 (59.0%)

25-39: 7,381 (25.8%)

40+: 4,354 (15.2%)

Unknown: 0 (0.0%)

*Average: 26

*Median: 21

*Based on Fall 2023 student age at start of term

Fall 2023 Enrollment by Full-time/Part-time/ Noncredit ⁷

CREDIT

94.0%

18,465

Full-Time

42.3%

7,810

Part-Time

57.7%

10,655

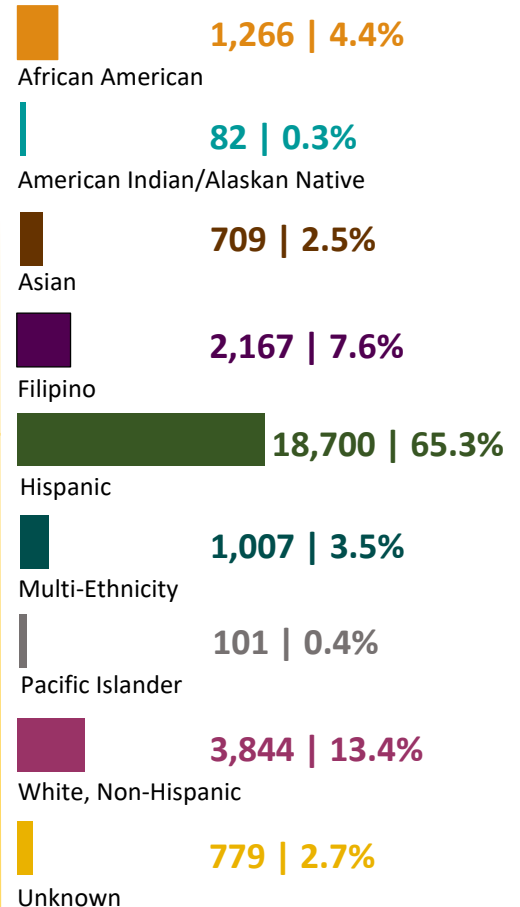
NON-CREDIT

6.0%

1,173

Enrollment by Race/Ethnicity ⁸

Academic Year 2023-2024



Vision

Southwestern College is the leader in equitable education that transforms the lives of students and communities.

Other Significant **Demographic** and **Institutional Characteristics** ⁹

- Non-US Citizens (Fall 2023): **589 (3%)**
- Minority Serving Institution meeting criteria as:
 - Hispanic Serving Institution (HSI)
 - Asian American and Native American Pacific Islander Qualifying Institution (AANAPISI)

Enrollment from SWC Service Area ¹⁰

73%

of
incoming
Students
from within the
SWC service
area



City or Community	Percentage
Bonita	2.4%
Chula Vista	44.0%
Imperial Beach	2.5%
National City	5.2%
Coronado	0.6%
Otay Mesa	12.6%
San Ysidro	6.2%
Other Communities	26.7%
Outside SWC Service Area	
Total	100%

Average Annual Tuition & Fees California Public Colleges ¹³ Academic Year 2023-2024



2- & 4- Year Colleges

2023-2024 in-district tuition and fees at
public 2-year colleges **\$1,435**

2023-2024 in-state tuition and fees at
public 4-year colleges **\$10,737**

Median Annual Earnings of Full-time Employees by Educational Attainment ¹⁴

Academic Year 2023-2024

Less than high school diploma	\$38,168
High school graduate	\$49,192
Associate degree or some college	\$54,756
Bachelor's degree	\$79,716
Master's degree or higher	\$99,632

Revenues by Source ¹¹

Fiscal Year 2023-2024

Revenue Source	Amount	%
Federal	\$ 8,900,204	4.6%
State	\$120,957,670	63.1%
Local	\$ 59,240,763	30.9%
Transfers In	\$ 2,499,137	1.3%
Total	\$ 191,597,774	100.0%

Student Financial Aid

Students Receiving Aid by Award Type ¹²

Academic Year 2022-2023⁺

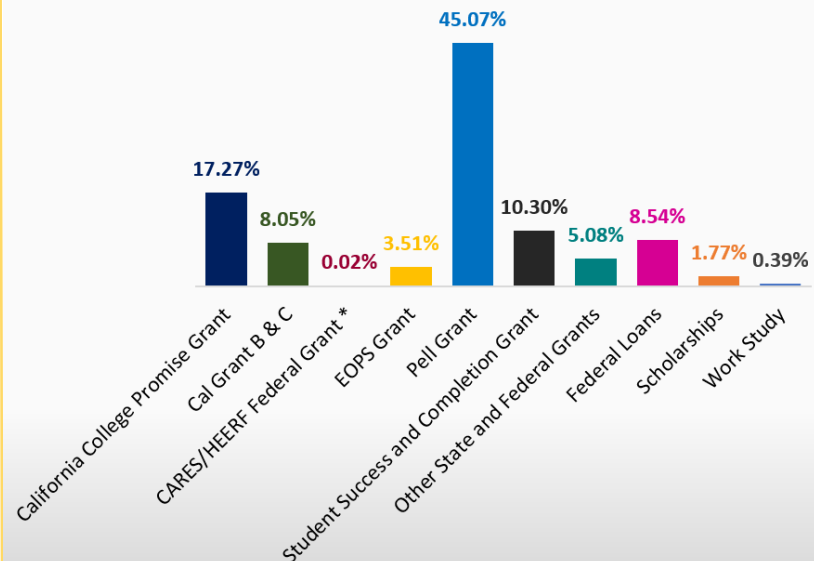
Award	Students	%
California College Promise Grant	12,824	50.8%
Cal Grant B	3,148	12.5%
Cal Grant C	18	0.1%
CARES/HEERF Federal Grant*	7	0.0%
EOPS Grant	1,878	7.4%
Pell Grant	7,080	28.1%
Student Success & Completion Grant	2,265	9.0%
Federal Loans	966	3.8%
Scholarships	475	1.9%
Work Study	87	0.3%
Receiving Any Financial Aid	13,314	52.8%

Students may receive multiple types of financial aid.

* COVID-19 Relief

+ Financial aid data lag by one year.

Student Financial Aid Financial Aid Awards by Type ¹⁵ Academic Year 2022-2023



Total Student Financial Aid

\$63,524,794



¹ Source: [Southwestern Community College District](#)

² Source: Southwestern Community College District Data Warehouse

³ Source: [CCC Chancellor's Office MIS Data Mart](#) (Students: Annual/Term Student Count)

⁴ Source: [Southwestern Community College District Student Declared Major Data Dashboard](#)

⁵ Source: [CCC Chancellor's Office MIS Data Mart](#) (Students: Annual/Term Student Count)

⁶ Source: [CCC Chancellor's Office MIS Data Mart](#) (Students: Annual/Term Student Count); Southwestern Community College District Data Warehouse

⁷ Source: [CCC Chancellor's Office MIS Data Mart](#) (Students: Full-time/Part-Time (Unit Load))

⁸ Source: [CCC Chancellor's Office MIS Data Mart](#) (Students: Annual/Term Student Count)

⁹ Source: [U.S. Department of Education Eligibility Designations](#) (HSI, AANAPISI)

¹⁰ Source: Southwestern Community College District Data Warehouse

¹¹ Source: [SWC Business and Financial Affairs Office, Adopted Budget 2024-25](#)

¹² Source: [CCC Chancellor's Office MIS Data Mart](#) (Financial Aid Summary)

¹³ Source: [College Board Trends in College Pricing](#)

¹⁴ Source: [U.S. Bureau of Labor Statistics Quarterly Report](#) (Third Quarter 2024 Median Earnings)

¹⁵ Source: [CCC Chancellor's Office MIS Data Mart](#) (Financial Aid Summary)