

Enrollment and Capture Rates of Sweetwater Union High School District (SUHSD) Graduates

Graduating Class of 2012 to 2021
and
Post-secondary Enrollment of 2013 to 2022



Definitions



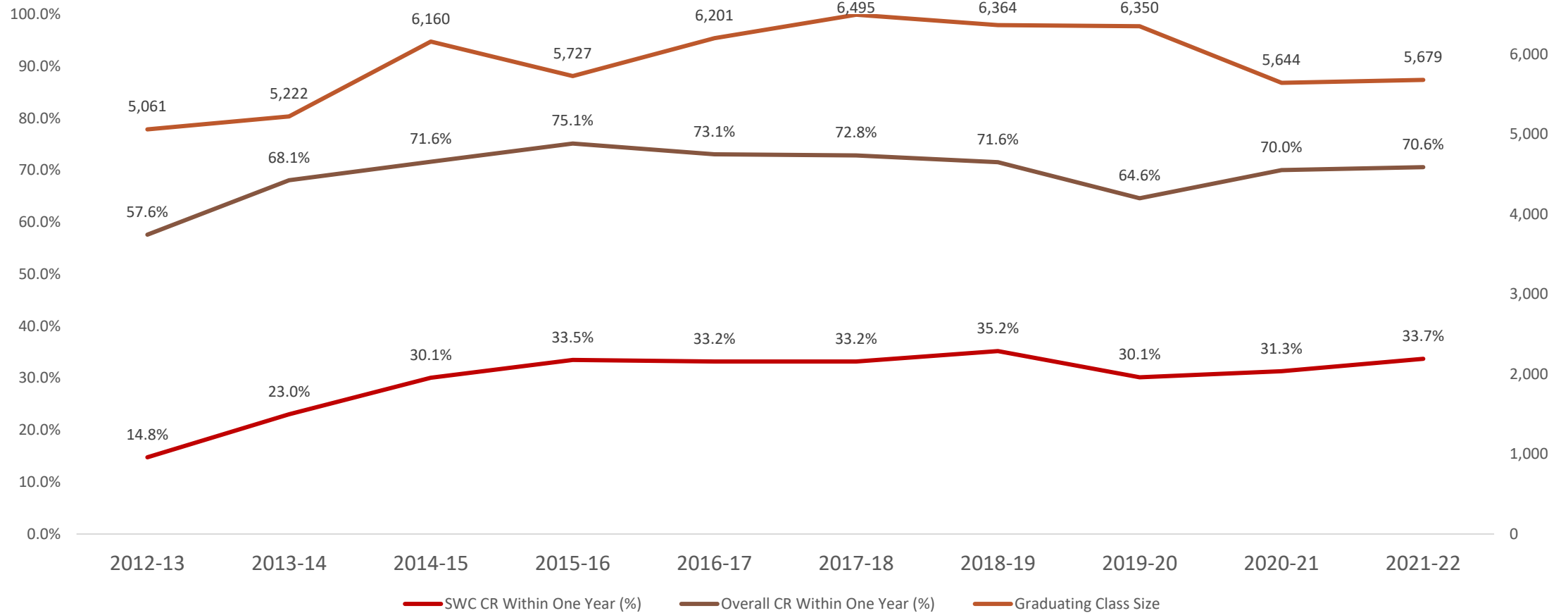
- **Capture Rate:** percentage of students in the high school graduating class that enroll in a post-secondary institution in the year following their high school graduation.
- **Graduation Cohort:** high school graduates with a graduation date between August 16th of a particular calendar year through August 15th of the following calendar year.
- **Post-secondary Enrollment Period:** period defined for determination of whether graduation cohort members enrolled in a post-secondary institution; from May 1st of a particular calendar year through April 30th of the following calendar year.
- **There is a One Year Lag between the Graduation Cohort and the Enrollment Period:** For example; when looking at enrollment for 2021-22 HS Grad Cohort, we are looking at how many of those HS grads enrolled in college in 2022-23

SWC One-Year Capture Rate of SUHSD Graduating Class

33.7% for graduating class 2021-22

Grew from 2012-2015 and declined in 2019

The Overall Capture Rate increased in 2021-22



SWC Enrollment Within One-Year

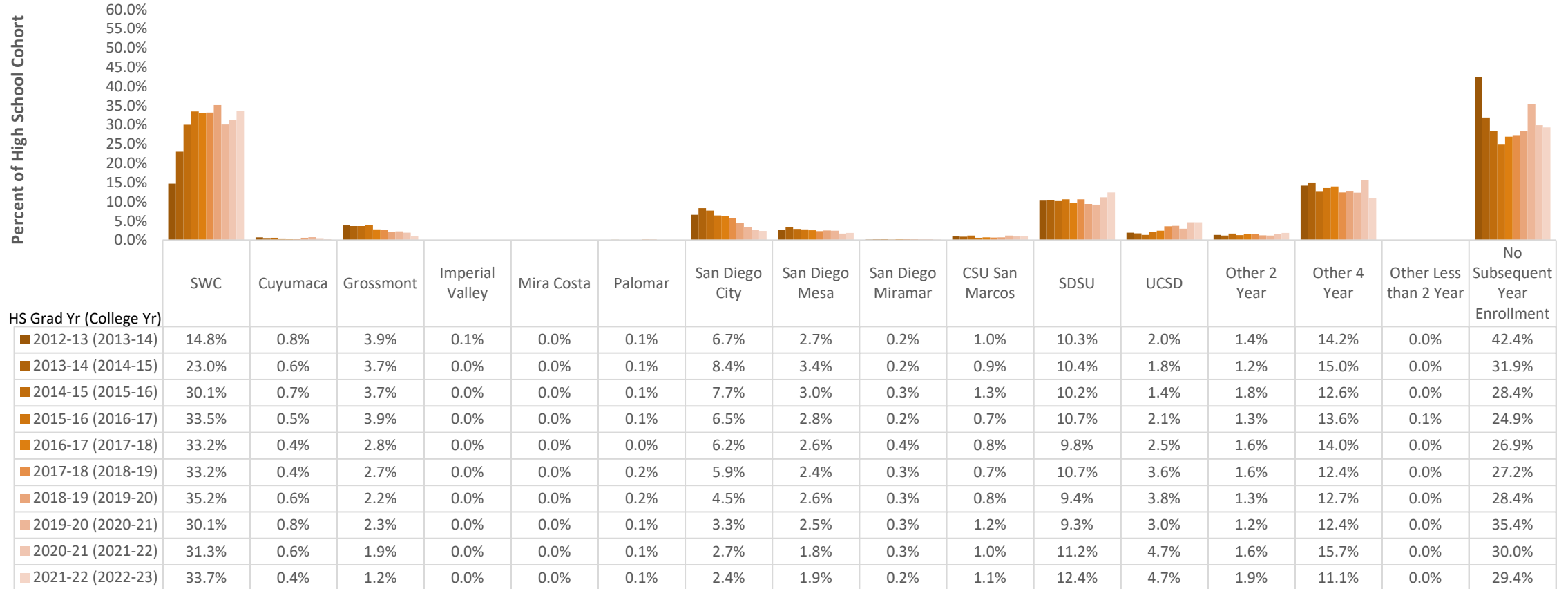
| | | | | | | | | | |
|-----|-------|-------|-------|-------|-------|-------|-------|-------|-------|
| 747 | 1,203 | 1,852 | 1,918 | 2,057 | 2,157 | 2,240 | 1,914 | 1,768 | 1,911 |
|-----|-------|-------|-------|-------|-------|-------|-------|-------|-------|

Capture Rates for Most Institutions Declined or Were Flat from 2012-2021 Other than SWC, USCD, and SDSU

Percent of students with no subsequent year enrollment decreased in 2021 but is higher than 2015-2018

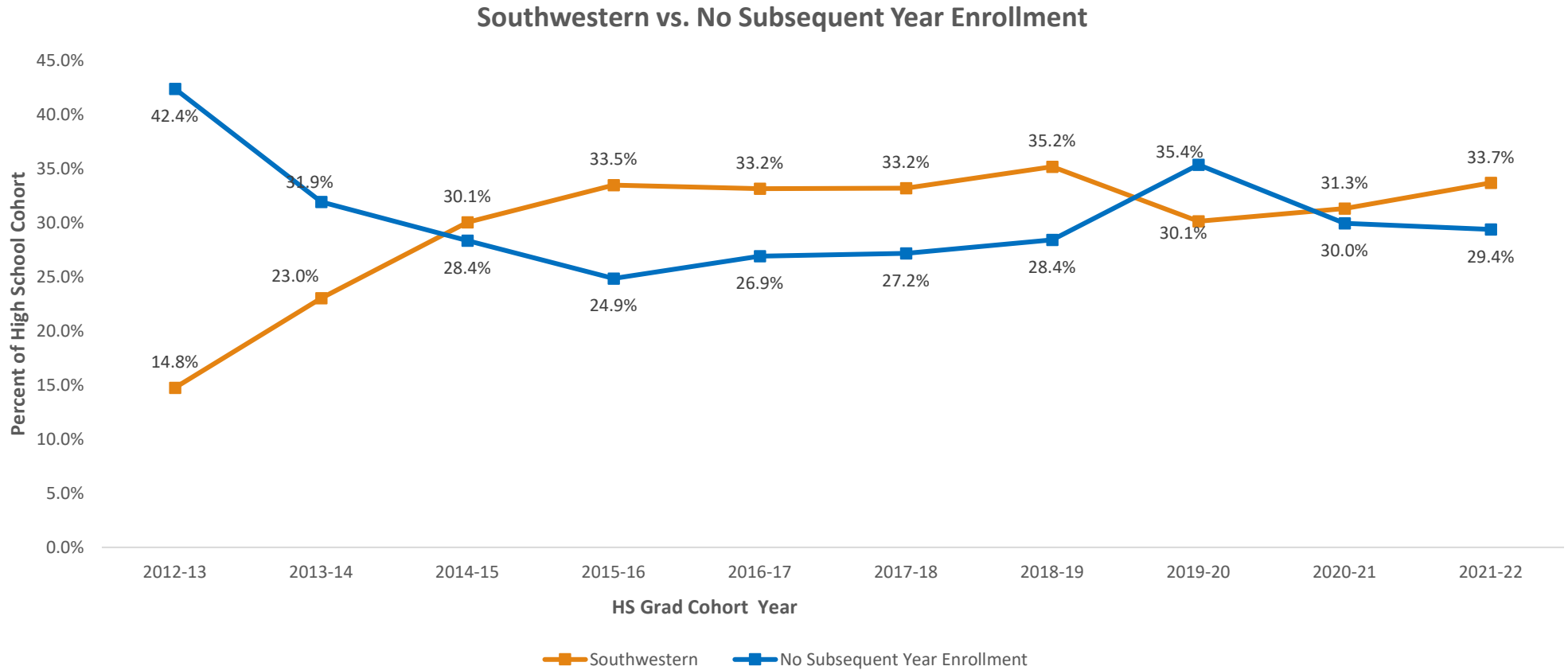
Where do SUHSD students go after graduation?

Chart shows Capture Rates by Post-secondary Institution
High School Graduation Year (Post-secondary Enrollment Year)



SWC Capture Rates Appear Inversely Related to the rate of SUHSD Graduates Not Enrolling in College

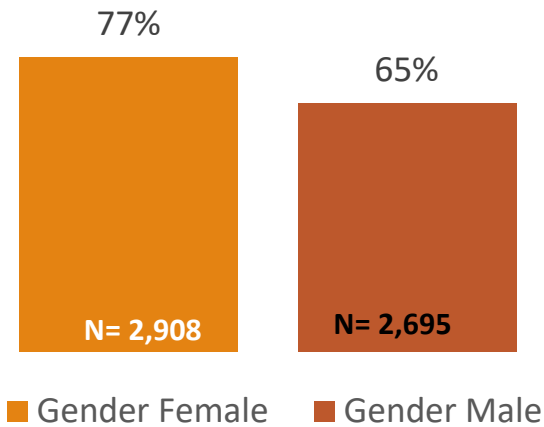
Continued increase of HS Grads enrolling in Southwestern one year after graduation since 2019-20



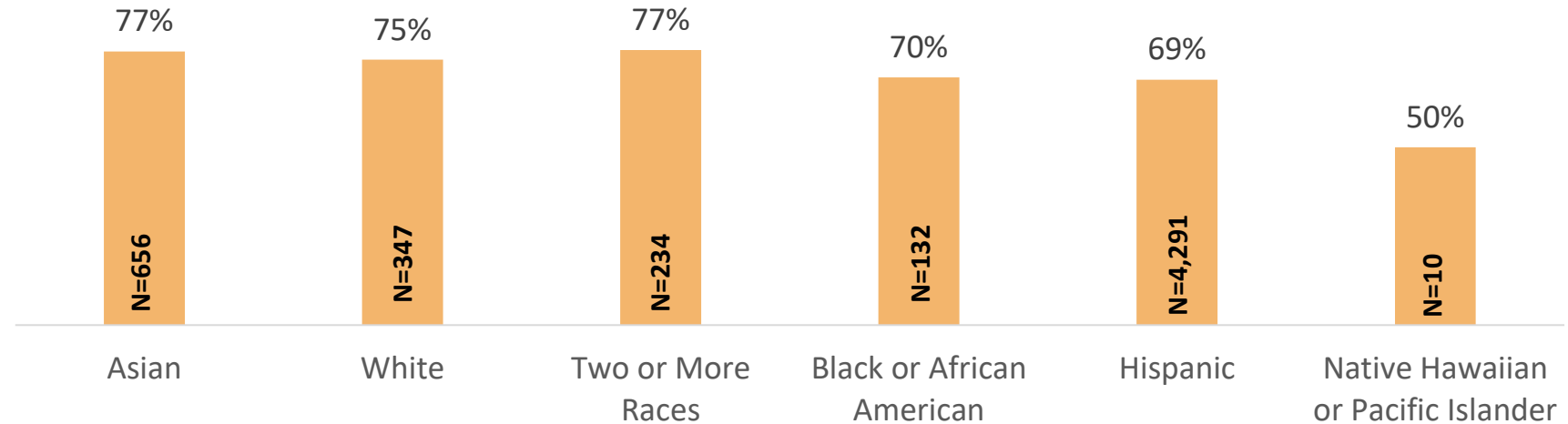
2021-22 Overall Capture Rates of SUHSD Graduates by Gender and Race/ Ethnicity

Hispanics have one of the lowest capture rates and are the largest group. The graduating cohort is 5,679 individuals and over 4,000 are Hispanic.

Capture Rate by Gender



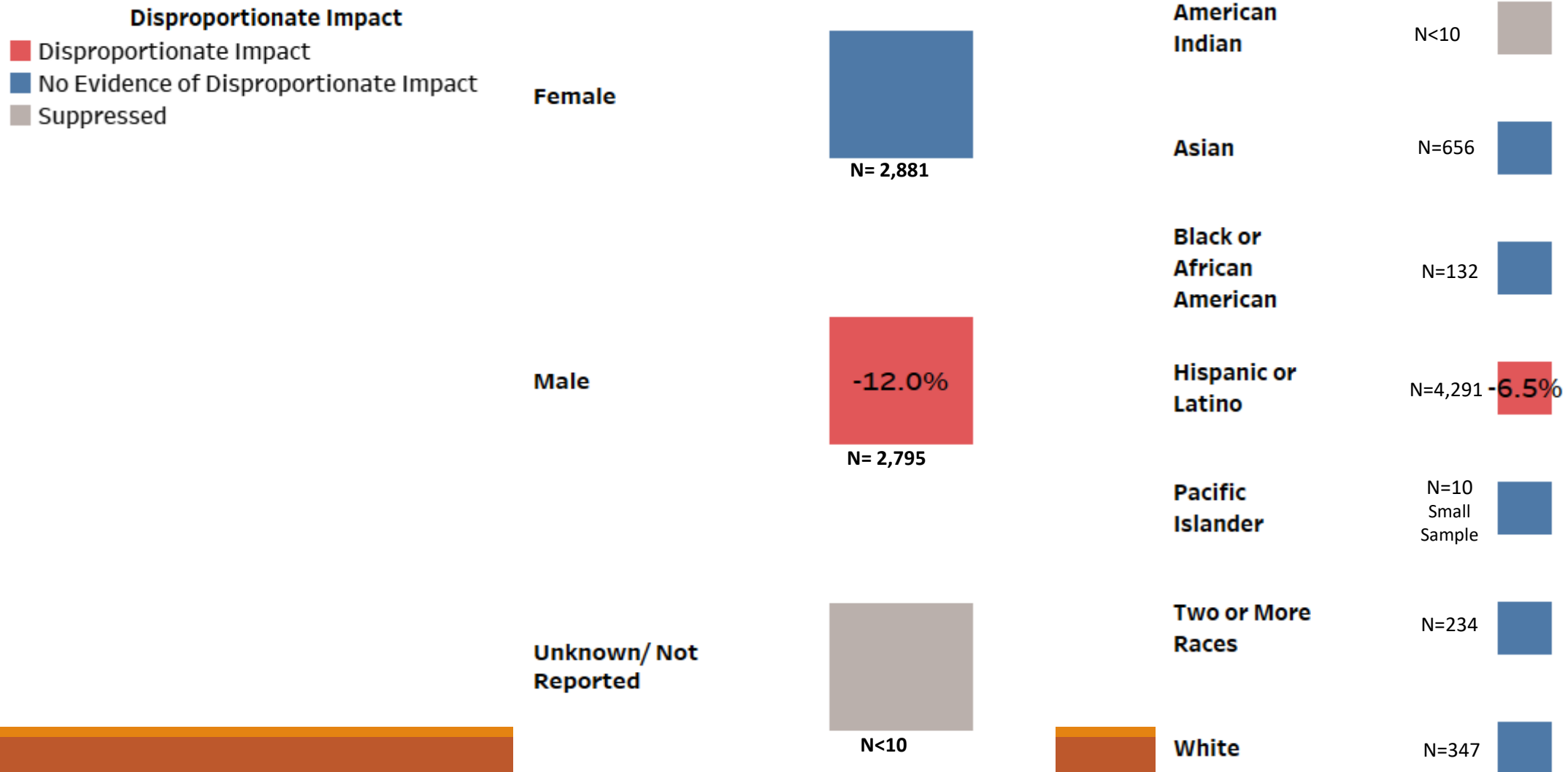
Capture Rate by Race/Ethnicity*



* American Indian or Alaska Native less than 10

Males and Hispanic High School Students were not captured at the same rate as Females or other races/ ethnicities

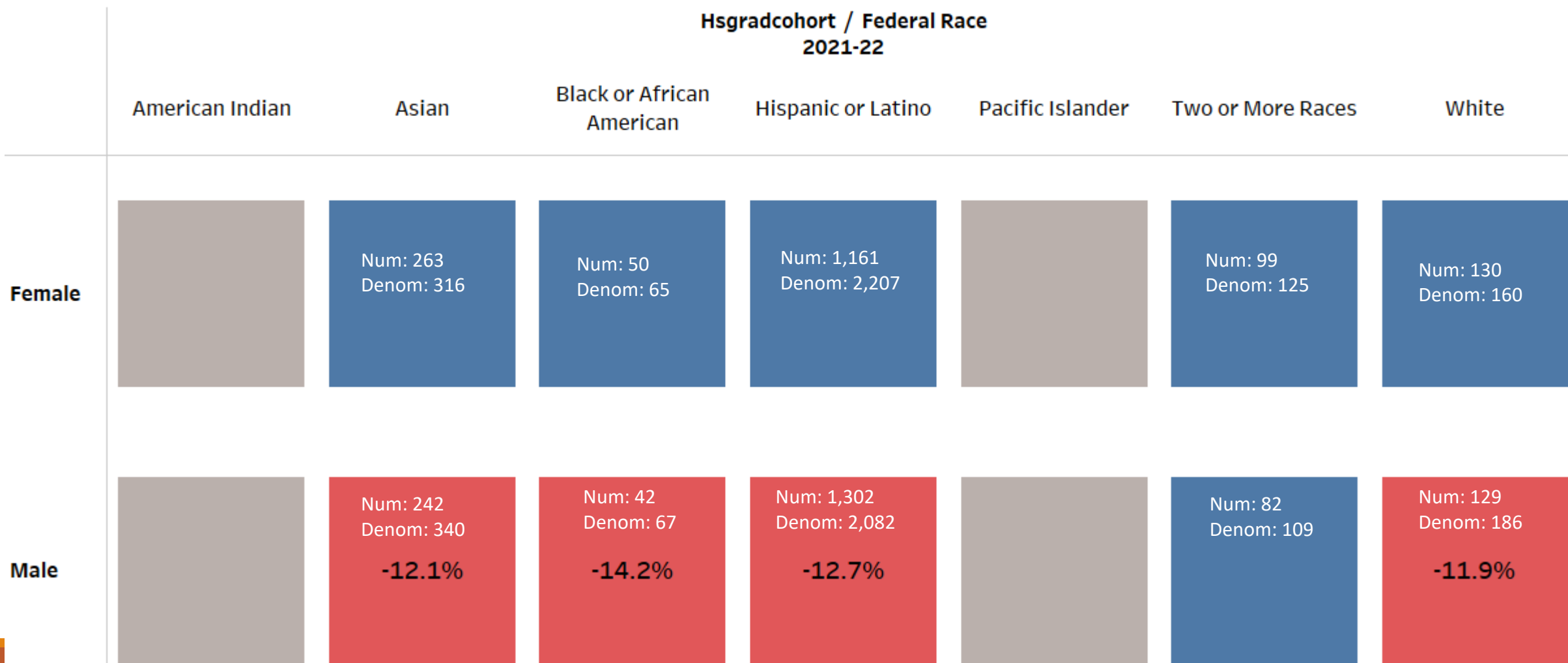
Disproportionate Impact for 2021-22 High School Cohort



Asian, Black/ African American, Hispanic, & White Male High School Students were not captured at the same rate as Females of the same Ethnicity

Disproportionate Impact
■ Disproportionate Impact
■ No Evidence of Disproportionate Impact
■ Suppressed

Disproportionate Impact for Gender & Ethnicity

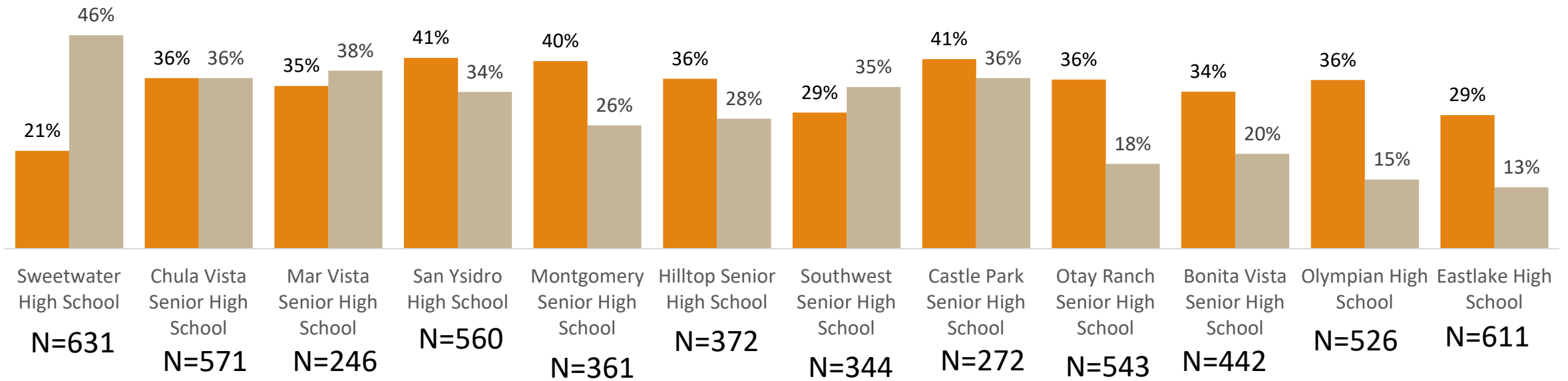


Where can Southwestern engage more students?

Chart shows Southwestern Capture Rates vs. No Post-secondary Enrollment by High School
2021-22 High School Graduates (2022-23 Post-secondary Enrollment Year)
N represents the total number of students per school

■ Southwestern ■ No Subsequent Year Enrollment

Medium to large schools of 200+ Students



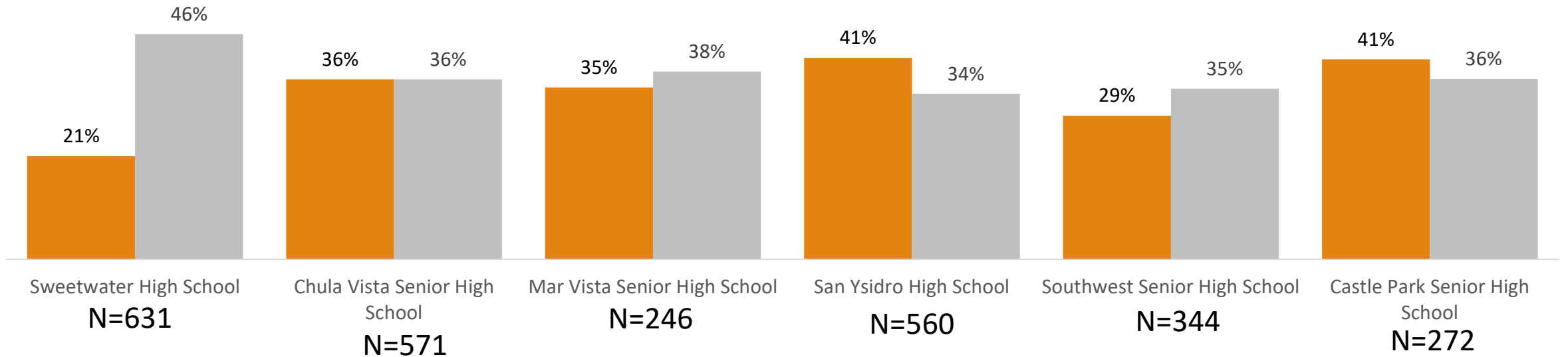
Where can Southwestern engage more students?

Chart shows Southwestern Capture Rates vs. No Post-secondary Enrollment by High School
2021-22 High School Graduates (2022-23 Post-secondary Enrollment Year)
N represents the total number of students per school

■ Southwestern ■ No Subsequent Year Enrollment

These schools have some of the highest no subsequent year enrollment with capture rates as low as 21% and as high as 41%

Medium to large schools of 200+ Students



Are More Students Enrolling at Southwestern? Trending towards recovery post-COVID

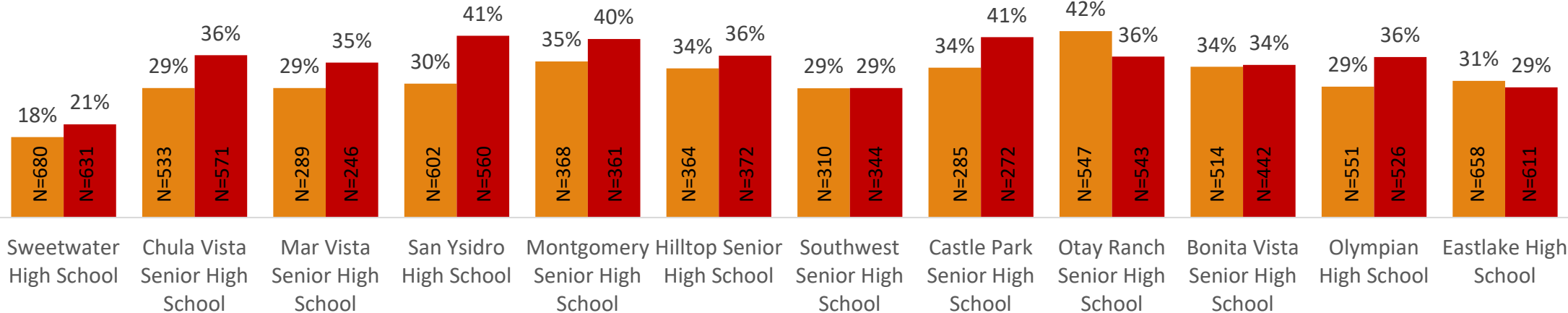
*One Year Capture Rates for SWC by High School for 2020-21 (2021-22 Post-Secondary Enrollment) and 2021-22 High School Graduates
(2022-23 Post-secondary Enrollment Year)*

N repre

■ 2021-22 ■ 2022-23

SWC capture rates increased for most school from 2021-22 to 2022-23 post-secondary enrollment year

In Medium to large schools of 200+ Students



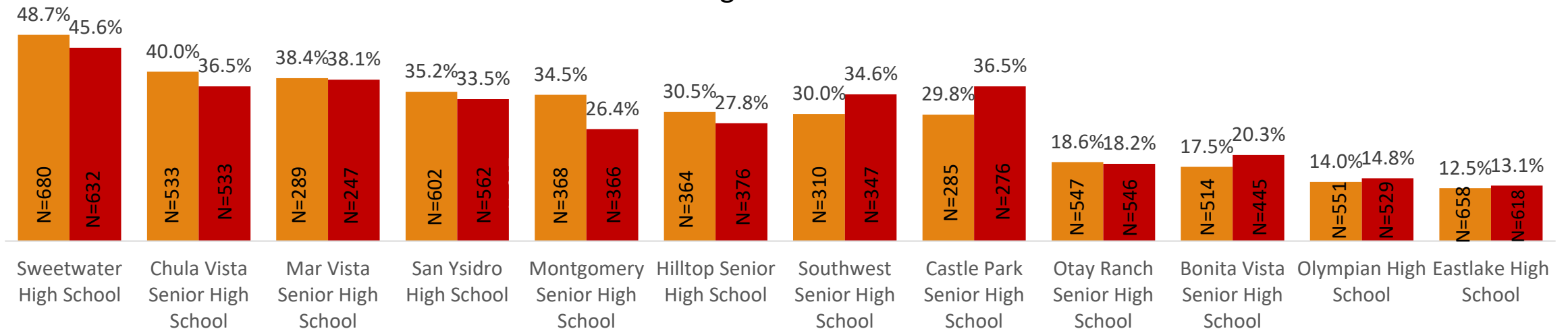
Has there been a decline in the percentage of students that do not enroll in post-secondary education?

Chart shows No Post-secondary Enrollment by High School for 2020-21 (2021-22 Post-Secondary Enrollment) and 2021-22 High School Graduates (2022-23 Post-S

2021-22 2022-23

No post-secondary enrollment decreased for about half the High School but increased for Southwest, Castle Park and Bonita Vista

In medium to large schools of 200+ Students



Key Takeaways

- SWC Capture Rate of SUHSD Graduating Class reached 35% in 2018, more than doubling since 2012
- SWC Capture Rate increased in the most recent year from 31.3% in 2019-20 to 33.7% in 2021-22, but remain below the highest of 35.2% in 2018- Trending toward recovery post-covid
- Percent of SUHSD Graduating Class not enrolling in college decreased in 2021 but still about 29% of HS graduates don't go to any college one year following graduation – SWC opportunity
- Target specific high schools (e.g., Sweetwater High School) that have a larger volume of students but lower capture rates and a higher percentage of students that do not attend any college
- Capture rates disproportionately lower for Males and Hispanic high school students- SWC opportunity for targeted recruitment

Institutional Research (IR) & Planning

John Elder, IRP Analyst

Christina Buelna, Former IRP Analyst

Bill Abasolo, IRP Dean

E-mail: swcresearchgp@swccd.edu

Website: <https://www.swccd.edu/administration/institutional-research-and-planning/index.aspx>

Check out our Data Dashboards:

<https://www.swccd.edu/administration/institutional-research-and-planning/data-dashboards.aspx>

