

Enrollment and Capture Rates of Sweetwater Union High School District (SUHSD) Graduates

Graduating Classes of 2012 through 2022
and
Post-secondary Enrollment from 2013 to 2023



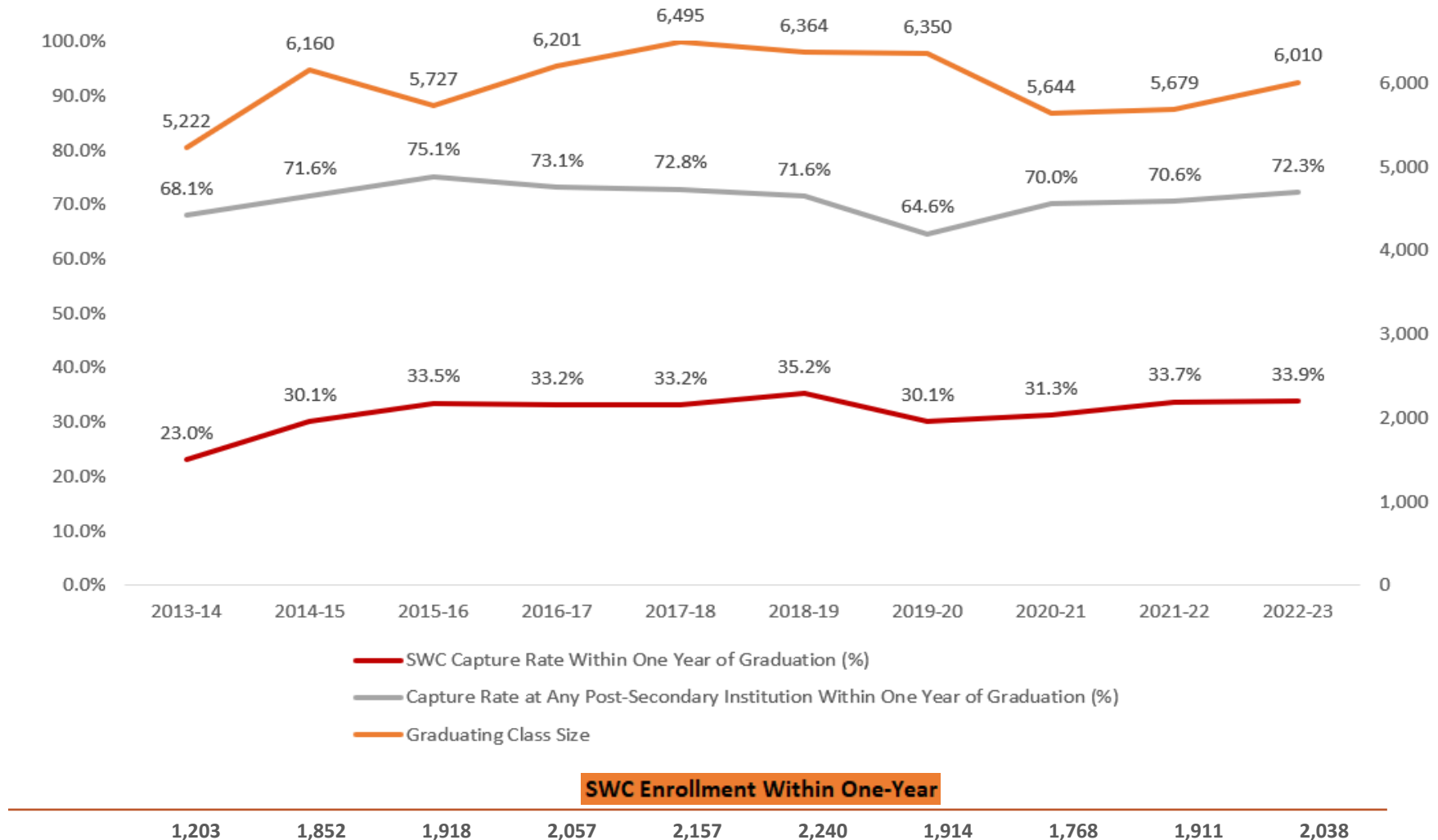


Definitions

- **Capture Rate:** Percentage of students in the high school graduating class that enroll in a post-secondary institution in the year following their high school graduation.
- **Graduation Cohort:** High school graduates with a graduation date between August 16th of a particular calendar year through August 15th of the following calendar year.
- **Post-Secondary Enrollment Period:** Members of the graduation cohort must be found enrolled in a post-secondary institution between May 1st and April 30th following the date of their high school graduation.
- **There is a One Year Lag between the Graduation Cohort and the Enrollment Period:** For the graduation cohort of 2021-22, we review how many enrolled in a post-secondary institution in 2022-23

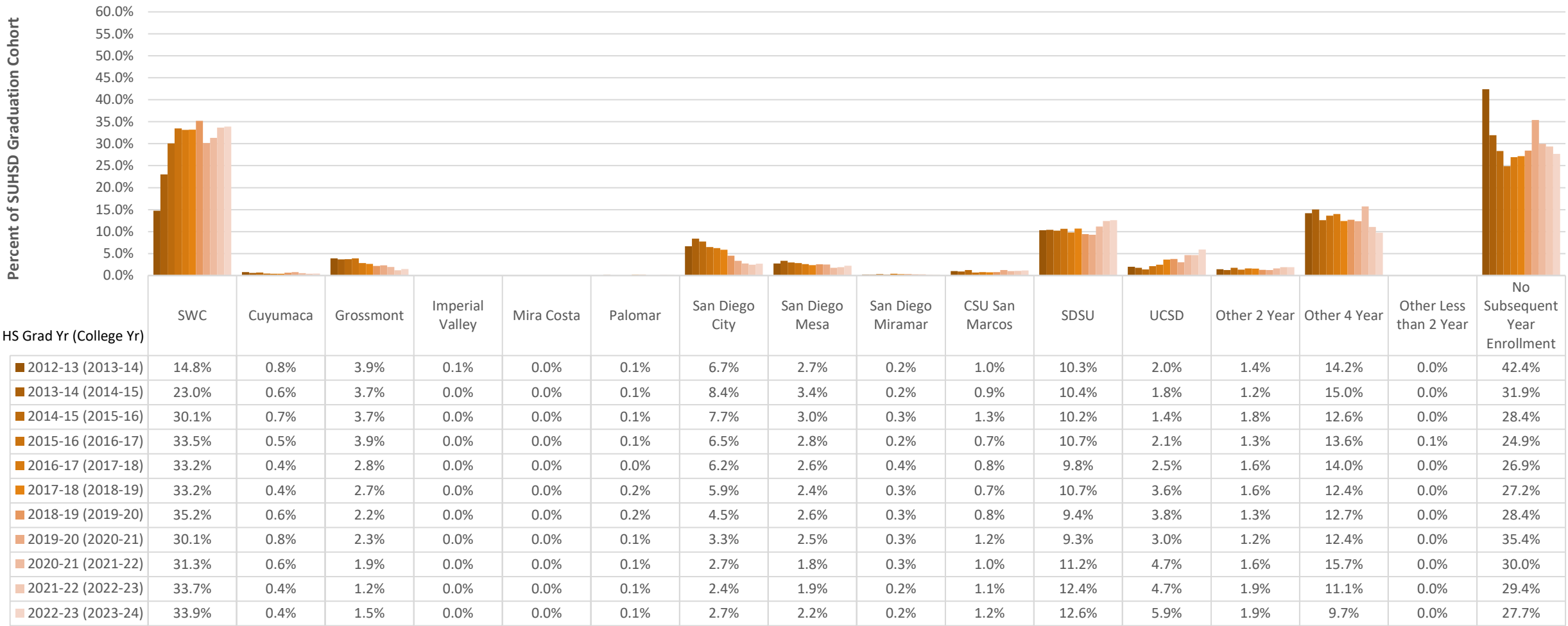
SWC One-Year Capture Rate of SUHSD Graduating Class

Slightly increased to 33.9% for 2022-23 graduates



SUHSD Graduating Class Capture Rates by Post-Secondary Institution

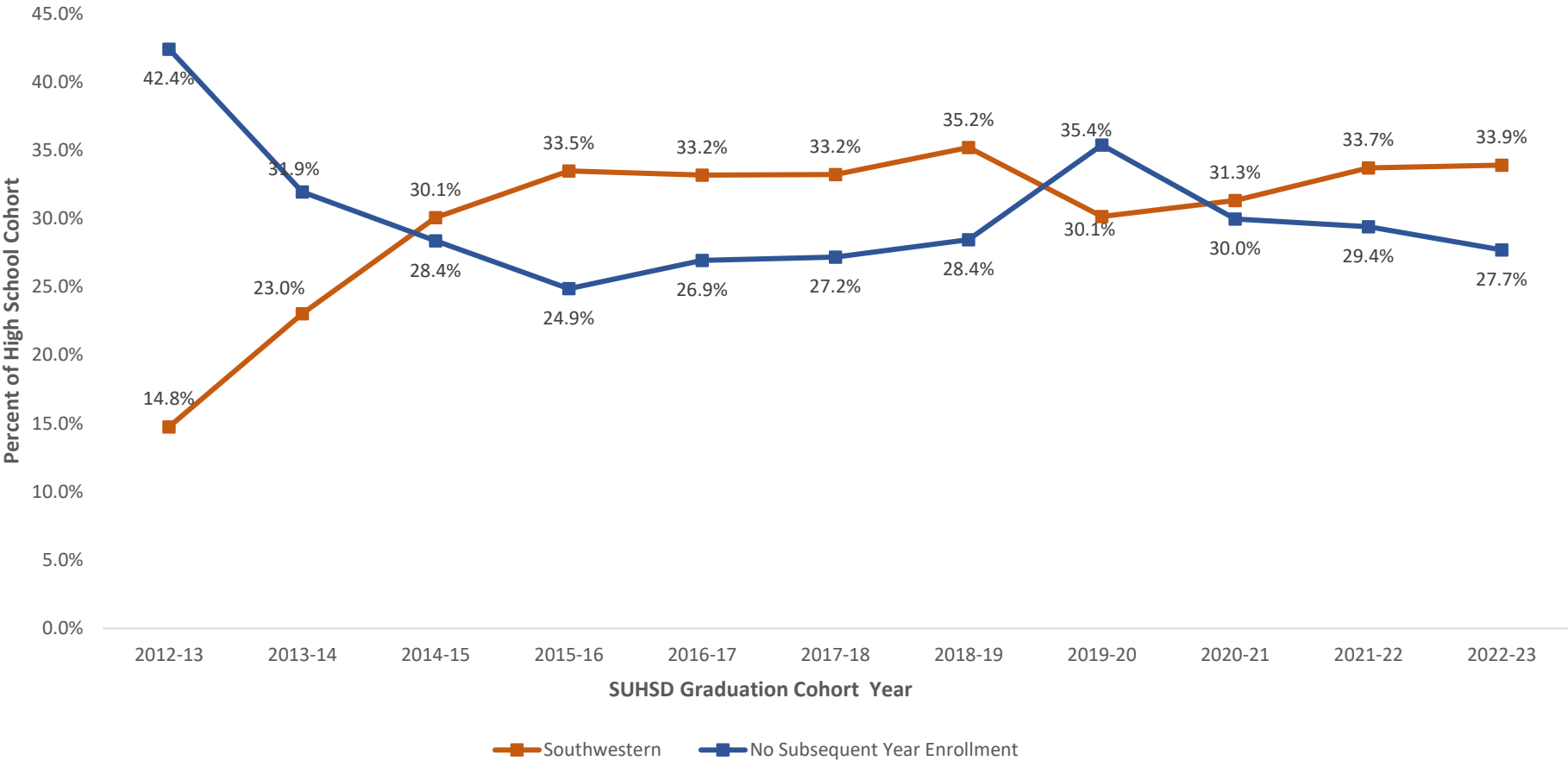
Capture rate increasing for SWC, UCSD, and SDSU while declining or flat for other institutions;
 Graduates with no subsequent year post-secondary enrollment has decreased since 2021



SUHSD Graduates Enrolling at SWC Compared to No Subsequent Year Post-Secondary Enrollment

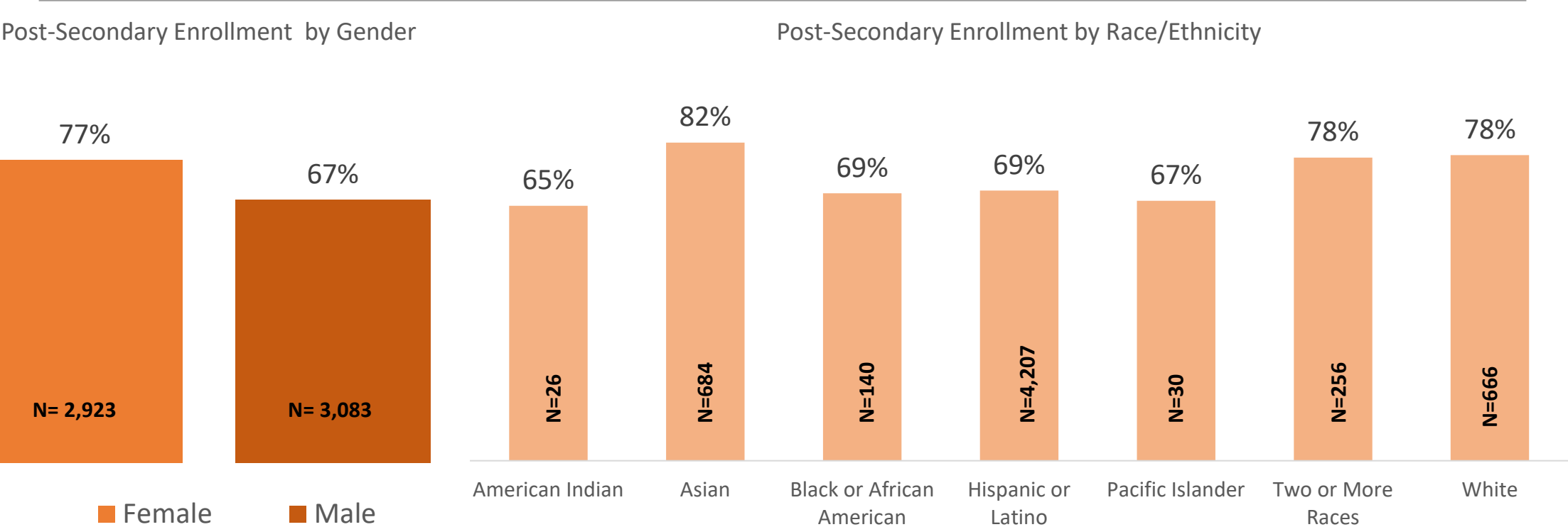
SWC one-year capture rate appears inversely related to rate of graduates not enrolling in post-secondary

Continued increase of SUHSD Graduates enrolling in Southwestern within one year after graduation since 2019-20



Gender and Race/Ethnicity in Post-Secondary Enrollment for 2022-23 SUHSD Graduating Class

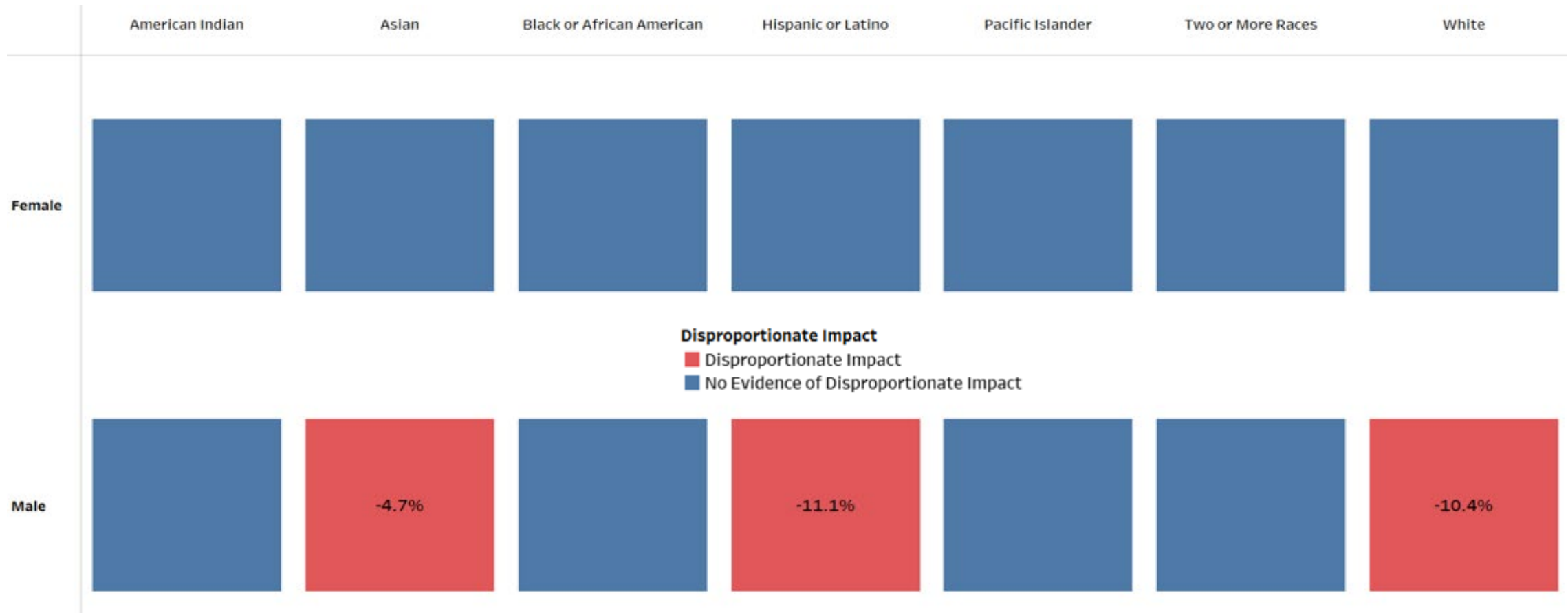
Hispanics have one of the lower post-secondary enrollment rates in higher education and make up about 2/3 of the graduating class



Note: N represents the total number of students in 2022-23 SUHSD graduating class of each subgroup

Disproportionate Impact in Post-Secondary Enrollment for 2022-23 SUHSD Graduating Class

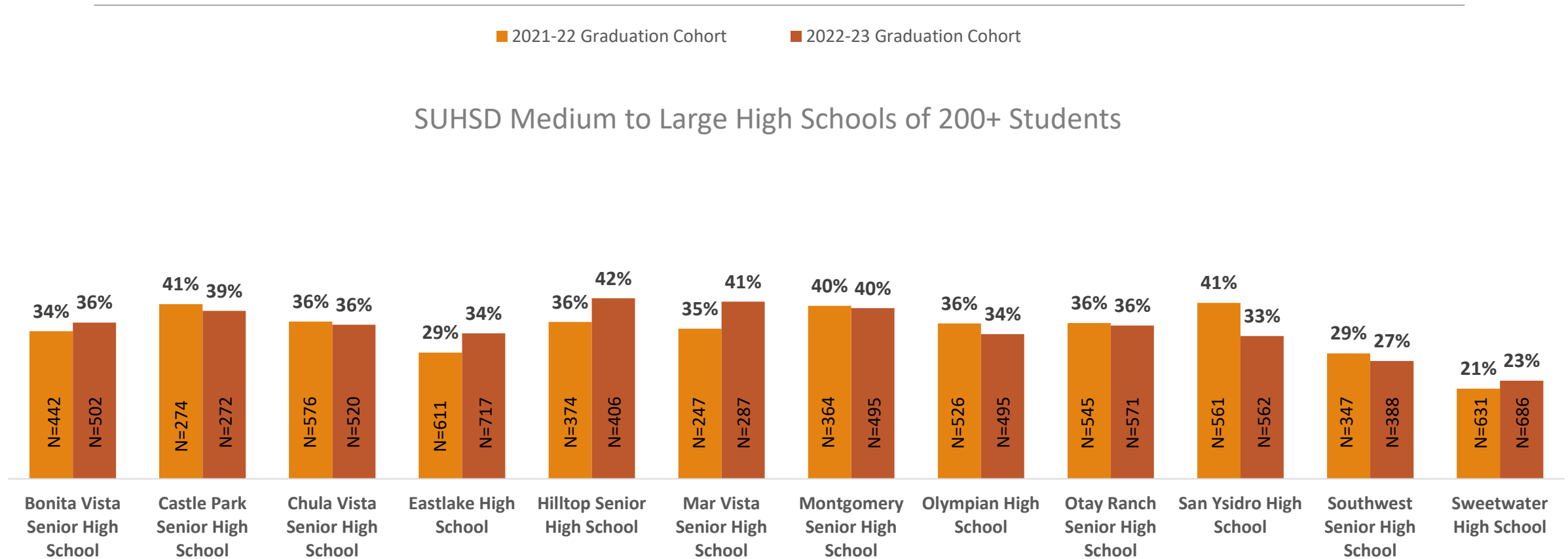
Asian, Hispanic, & White males showed lower post-secondary enrollment rates in higher education than females of the same ethnicity



Note: The higher the percentage reported for Disproportionate Impact, the greater the impact on that subgroup.

SWC Capture Rates by SUHSD High School Over Last Two Years

Mixed patterns for 2021-22 Graduating Class Compared to 2022-23 Graduating Class

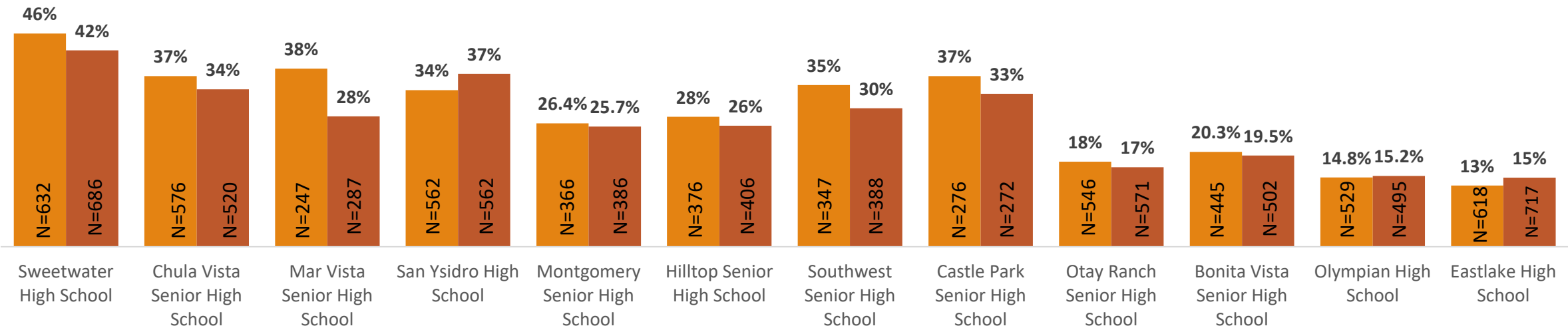


Graduates With No Subsequent Year Post-Secondary Enrollment Over Last Two Years

Mixed patterns for 2021-22 Graduating Class Compared to 2022-23 Graduating Class

2021-22 2022-23

SUHSD Medium to Large High Schools of 200+ Students



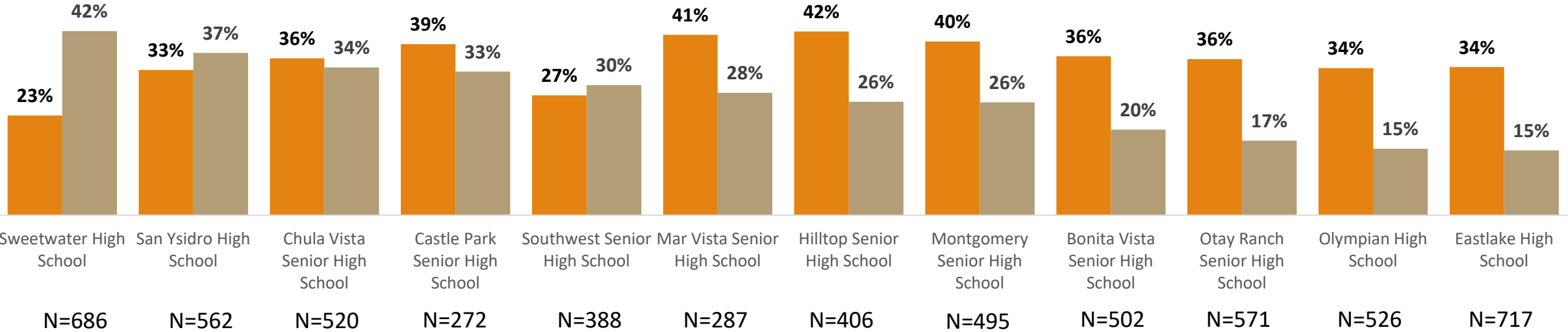
Note: N represents the total number of students in each graduating class with no subsequent year post-secondary enrollment at each high school

SWC Capture Rate Compared to No Subsequent Year Enrollment in Post-Secondary for 2022-23 Graduating Class

SWC capture rate higher for most high schools except Sweetwater, San Ysidro, and Southwest Senior

Southwestern No Subsequent Year Enrollment

SUHSD Medium to Large High Schools of 200+ Students



Note: N represents the total number of students in 2022-23 SUHSD graduating class at each high school

Key Takeaways

- SWC capture rate of SUHSD graduating class has increased each year since 2019-20 and reached 33.9% for the 2022-23 graduating class (who enrolled in SWC in 2023-24)
- Percent of graduates not enrolling in post-secondary within one year following graduation decreased for the 2022-23 graduating, but still is 27.7% which represents an opportunity for SWC
- Best SWC opportunities are with high schools which have a higher number of students, lower SWC capture rate, and higher rate that do not attend post-secondary (e.g., Sweetwater, San Ysidro, and Southwest Senior)
- Capture rates disproportionately lower for Asian, Hispanic, and White males

Institutional Research & Planning

John Elder, Research Analyst

Bill Abasolo, Dean



E-mail: swcresearchgp@swccd.edu

Website: <https://www.swccd.edu/administration/institutional-research-and-planning/index.aspx>

Check out our Data Dashboards: <https://www.swccd.edu/administration/institutional-research-and-planning/data-dashboards.aspx>