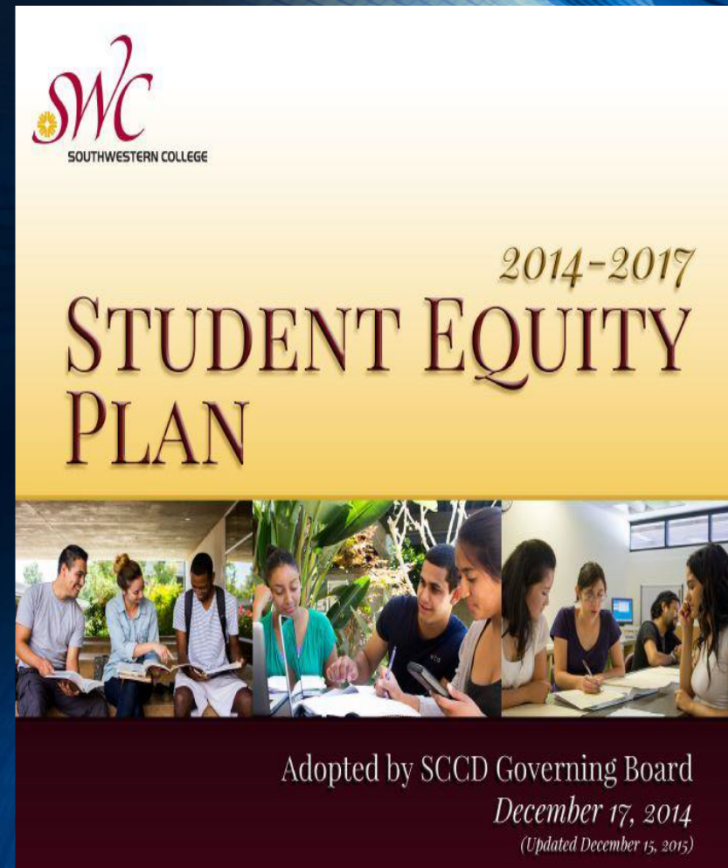


# Student Equity Plan Goal Updates

*OFFICE OF INSTITUTIONAL RESEARCH,  
PLANNING,  
& GRANTS  
FEBRUARY 2017*



# Student Equity Plan Updates (2014-2017)



- SEP completed December 2014
- Goal Updates for Student Success Indicators:
  - Access
  - Course Completion
  - ESL and Basic Skills Course Completion
  - Degree and Certificate Completion (30-units, persistence, Completion)
  - Transfer
- Interventions/Initiatives implemented 2014-2017

## Goal A: Access

- The goal was to improve college access for Hispanic students, 30+ yr. old students, Veteran students, and Foster Youth students.

| Target Population(s)  | Goal               |
|-----------------------|--------------------|
| Hispanic Students     | Increase by 0.5-2% |
| 30+ year old Students | Increase by 0.5-2% |
| Veteran Students      | Increase by 0.5-2% |
| Foster Youth Students | Increase by 0.5-2% |



## Goal A: Access

# Access Initiatives



## Community Surveys (Statmats Research)



Institute for Evidence Based Change (IEBC)  
South County Education Collaborative &  
MOU with Sweetwater Union High School District



Outreach/Marketing (e.g., Welcome Center, Student Ambassadors,  
Targeted Marketing)

## Goal A: Access Continued

# Access Initiatives



Marketing/Outreach for Veterans and Veteran Learning  
Community (Fall 2016)

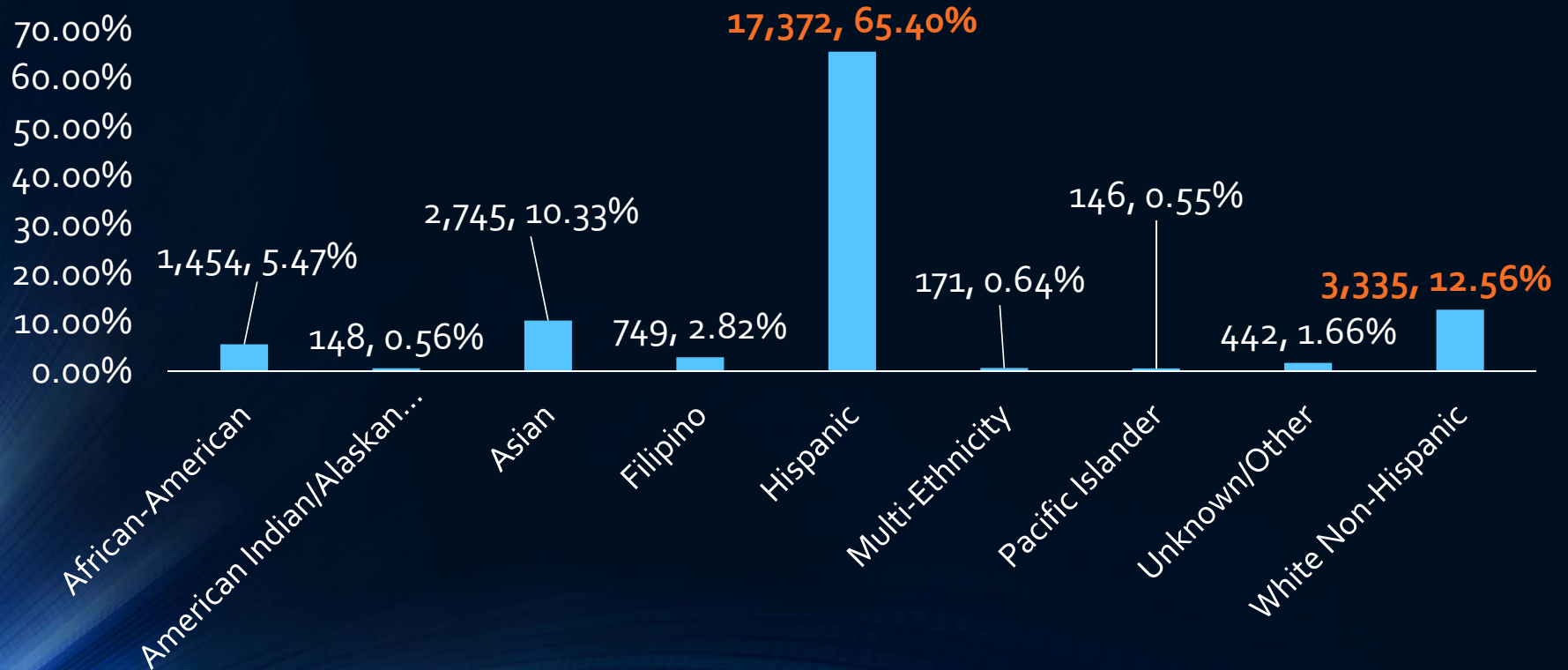


Guardian Scholars Program (Foster Youth)



# Goal A: Access

2015-2016 SWC Ethnicity



Data Source: CCCC MIS Data Mart

# Goal A: Access Results

Access (13-14 and 15-16)

70.00%  
60.00%  
50.00%  
40.00%  
30.00%  
20.00%  
10.00%  
0.00%

|                          | SCCD<br>Population | Service Area<br>Population | SCCD<br>Population | Service Area<br>Population |
|--------------------------|--------------------|----------------------------|--------------------|----------------------------|
|                          | 2013-2014          |                            | 2015-2016          |                            |
| ■ Hispanic students      | 51.20%             | 62.20%                     | 65.40%             | 60.34%                     |
| ■ 30+ year old students  | 25.80%             | 47.40%                     | 22.80%             | 53.94%                     |
| ■ Veteran students*      | 2.89%              | 9.63%                      | 2.61%              | 8.94%                      |
| ■ Foster Youth students* | 0.35%              | 0.44%                      | 0.58%              | 0.38%                      |

| Target Group          | % change |
|-----------------------|----------|
| Hispanic students     | +9.14%   |
| 30+ year old students | -3.00%   |
| Veteran students      | -0.28%   |
| Foster Youth students | +0.23%   |

\* Baseline was fall 2014 data and comparison data was fall 2015

Data Source: CCCCO MIS Data Mart, SANDAG Estimate 2015, ED Data Education Data Partnership Sweetwater Union High Foster Youth Count

## Goal B: Successful Course Completion Basic Skills

- The goal was to increase successful course completion for all students, African-American students, and younger students (18-24 yr. olds).

| Target Population(s)       | Goal             |
|----------------------------|------------------|
| All Students               | Increase by 1-2% |
| African-American students  | Increase by 1-2% |
| 18 to 24 year old students | Increase by 1-2% |






# Goal B: Successful Course Completion Basic Skills

## Course Completion Basic Skills Initiatives



**Professional Development Program**



**Power Study Program (PSP)- Embedded Tutoring**



**Learning Communities (e.g. TELA/Umoja, BAYAN, Puente, Athletes, Veterans, LUM)**



**Second Chance Program**

## Goal B: Successful Course Completion Basic Skills Continued

### Course Completion Basic Skills Initiatives



**Extended Opportunity Program and  
Services (EOPS)**



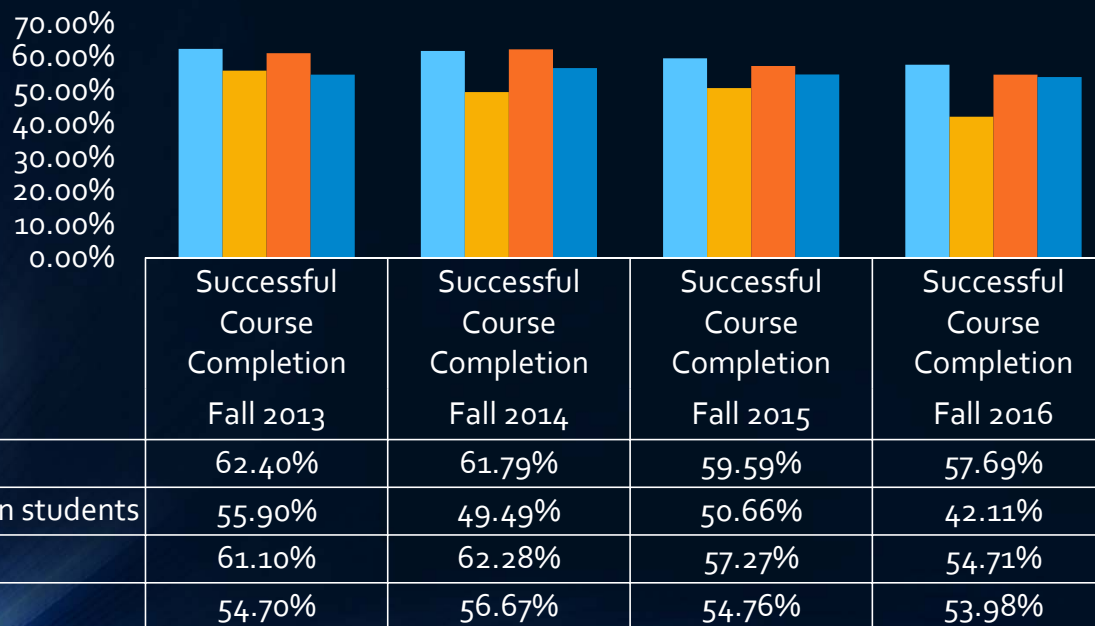
**Mathematics, Engineering, Science,  
and Achievement (MESA) Program**



**Book Funds**

# Goal B: Successful Course Completion Basic Skills Results

Basic Skills Successful Course Completion  
Fall 2013 to Fall 2016




Data Source: CCCCO MIS Data Mart

| Target Group                | Average % Change | Change from Fall 2013 to Fall 2016 |
|-----------------------------|------------------|------------------------------------|
| All Students                | -1.57%           | -4.71%                             |
| African-American Students   | -4.60%           | -13.79                             |
| 18 and 19 year old students | -2.13%           | -6.39%                             |
| 20 to 24 year old students  | -0.24            | -0.72                              |

## Goal C: ESL and Basic Skills Course Completion


- The goal was to improve ESL and basic skills completion for all students, male students, and African-American students.

| Target Population(s)      | Goal             |
|---------------------------|------------------|
| All Students              | Increase by 1-2% |
| Male Students             | Increase by 1-2% |
| African-American Students | Increase 1-2%    |



# Goal C: ESL and Basic Skills Course Completion

## ESL and Basic Skills Initiatives



**Power Study Program (PSP)- Embedded Tutoring**



**Boot Camps (Math, Reading, and English)**



**Learning Communities (e.g. TELA/Umoja, Bayan, Puente, Athletes, Veterans, LUM)**



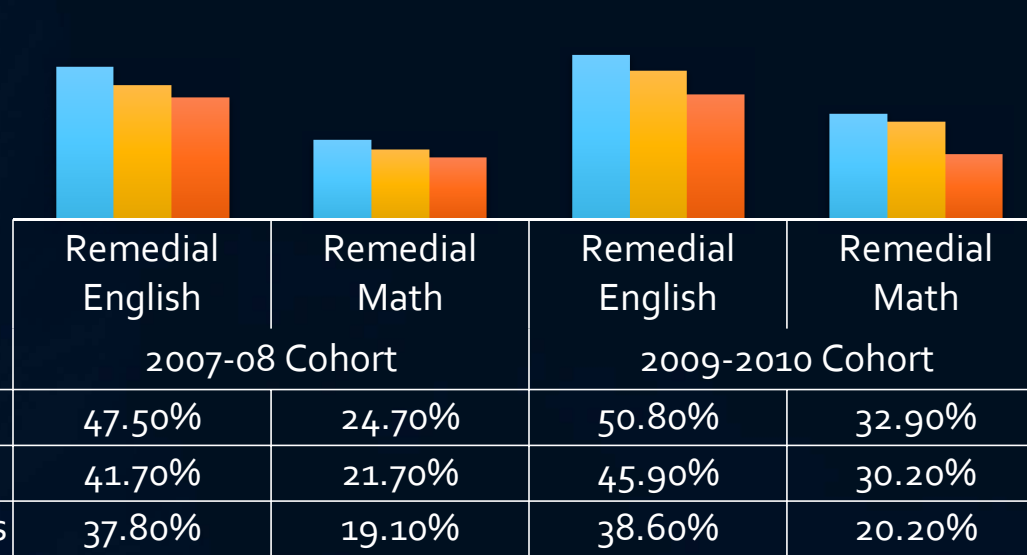
**Professional Development Program**



# Goal C: ESL and Basic Skills Course Completion Results

Remedial English and Math Course Completion  
2007-2008 and 2009-2010 Cohorts

60.00%  
50.00%  
40.00%  
30.00%  
20.00%  
10.00%  
0.00%



| Target Group              | % change                      |
|---------------------------|-------------------------------|
| All Cohort Students       | English: +3.3%<br>Math: +8.2% |
| Male Students             | English: +4.2%<br>Math: +8.5% |
| African-American Students | English: +0.8%<br>Math: +1.1% |

Data Source: CCCC MIS Data Mart

## Goal D: Degree and Certificate Completion


- The goal was to increase the number of student who complete 30 units and who complete Degrees/Certificates, specifically for older students (25 to 49 and 50+ years).

| Target Population(s)   | Goal   |
|--|--|
| 25 to 49 year old students   | <u>Completion of 30 Units</u><br>All students:<br>Increase by 2-3%<br>Older Students:<br>Increase by 1%        |
| 20 to 24 year old students<br>25 to 49 year old students<br>50 or older students | <u>Degree/Certificate Completion</u><br>All students: Increase by<br>2-3%<br>Older Students:<br>Increase by 1% |



# Goal D: Degree and Certificate Completion

## Degree and Certificate Completion Initiatives



**Power Study Program (PSP)-Embedded Tutoring**



**Auto-Notification System for Degree/Certificate Completion**



**Mathematics, Engineering, Science, and Achievement (MESA) Program**

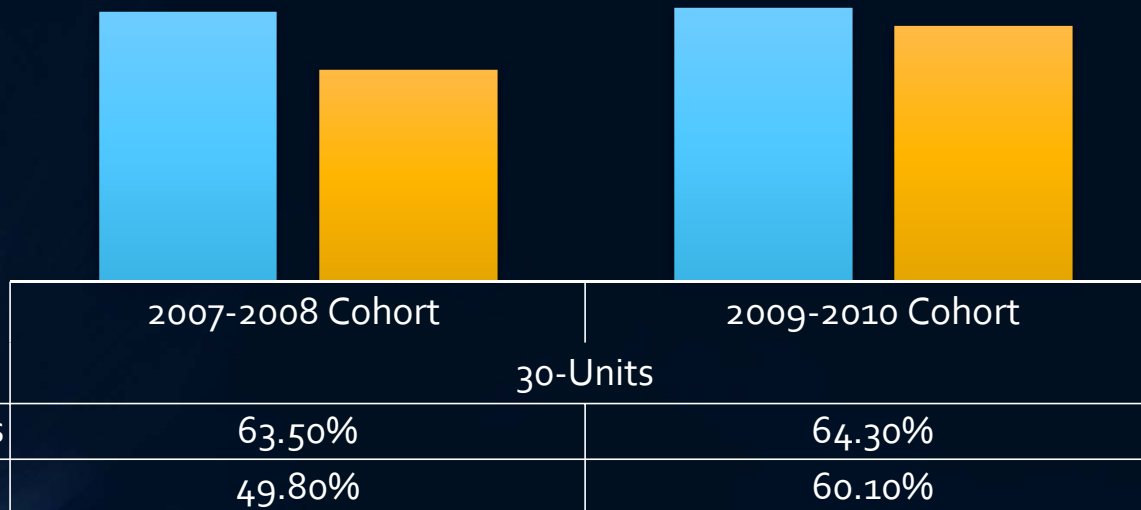


**Learning Communities (e.g. TELA/Umoja, Bayan, Puente, Athletes, Veterans, LUM)**

# Goal D: Degree and Certificate Completion 30-Units

**30-Units Completed  
2007-2008 and 2009-2010 Cohorts**

70.00%  
60.00%  
50.00%  
40.00%  
30.00%  
20.00%  
10.00%  
0.00%

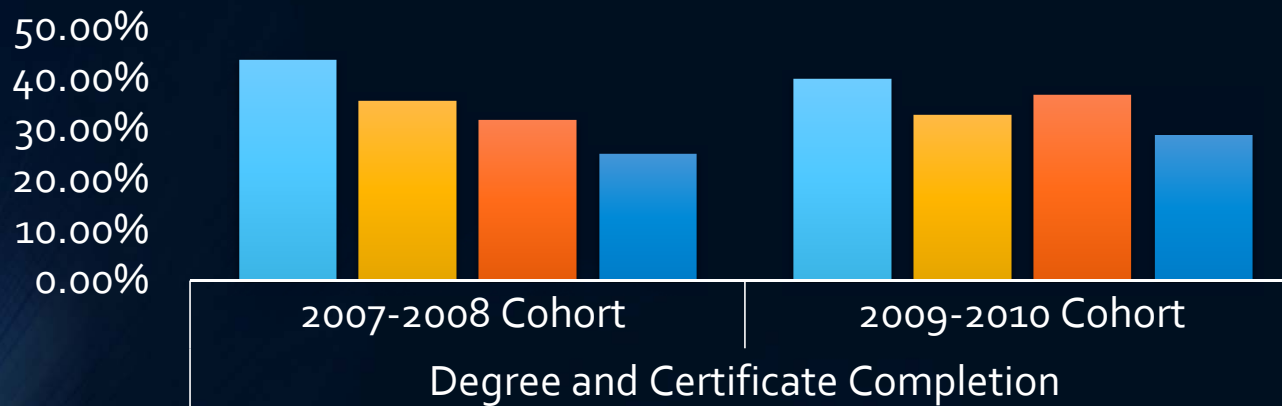


| Target Group        | % change |
|---------------------|----------|
| All Cohort Students | +0.8%    |
| 25 to 49 year olds  | +10.3%   |

Data Source: CCCC MIS Data Mart

# Goal D: Degree and Certificate Completion

**Degree and Certificate Completion  
2007-2008 and 2009-2010 Cohort**



|                       | 2007-2008 Cohort | 2009-2010 Cohort |
|-----------------------|------------------|------------------|
| ■ All Cohort Students | 43.50%           | 39.90%           |
| ■ 20 to 24 year olds  | 35.40%           | 32.60%           |
| ■ 25 to 49 year olds  | 31.70%           | 36.80%           |
| ■ 50 and older        | 25.00%           | 28.90%           |

| Target Group        | % change |
|---------------------|----------|
| All Cohort Students | -3.6%    |
| 20 to 24 year olds  | -2.8%    |
| 25 to 49 year olds  | +5.1%    |
| 50 and older        | +3.9%    |

Data Source: CCCCO MIS Data Mart



## Goal E: Transfer


- The goal was to improve transfer for Hispanic students and for the college as a whole.

| Target Population(s) | Goal   |
|----------------------|--|
| Hispanic Students    | All Students: 1-2%<br>Hispanic Students:<br>1-2% |



## Goal E: Transfer

# Transfer Initiatives



**Power Study Program (PSP)-Embedded Tutoring**



**University Transfer Campaign**



**Auto-Notification System for Degree/Certificate Completion**

## Goal E: Transfer Continued

# Transfer Initiatives



**Guardian Scholars Program (Foster Youth)**



**Learning Communities (e.g. TELA/Umoja, Bayan, Puente, Athletes, Veterans, LUM)**




**Mathematics, Engineering, Science, and Achievement (MESA) Program**

# Goal E: Transfer Results

## Transfer (2007-2008 and 2008-2009 Cohorts)

30.00%  
29.00%  
28.00%  
27.00%  
26.00%  
25.00%  
24.00%



| Target Group        | % change |
|---------------------|----------|
| All Cohort Students | +0.7%    |
| Hispanic Students   | +1.7%    |

Data Source: CCCC MIS Data Mart

# Discussion



## Access

- Met goal:
- Hispanic (+9%)
- **Not met Goal:**
- 30+ yr. olds (-3%)
- Veteran (-.28%)
- Foster Youth (+.23%)



## BS Course Completion

- **Did not meet goal:**
- Decrease of about .7% to 13% for all students, African-American Students, and 18 and 19-24yr. olds



## ESL and BS Course Completion

- Mostly met goal:
- Remedial English:
- Increase of .8% to 4.20%
- Remedial Math:
- Increase of 1.1% to 8.5%
- **Smallest gains for African American Students (0.8%-English; 1.1% Math)**



# Discussion



## Degree and Certificate Completion

- 30 Units:
- Did not meet goal for all students (+0.8%) but did for 25 to 49 yr. old students (+10.3%)
- Completion:
- Did not meet goal for all students (-3.6%) and 20 to 24 yr. old students (-2.8%) but did for students 25 to 24 yr. old students (+5.1%) and 50+ yr. old students (+3.9%)



## Transfer

- Did not meet goal for all students (+0.7%) but did for Hispanic Students (+1.7%)

# Future Updates

- Update report using latest scorecard data (2010-2011 Cohort) and fall 2016 data
- Latest updates on PSP and Professional Development Initiatives (updates: on evaluation metrics)
- Updates on Auto-Notification system for Degree/Certificate Completion
- Guardian Scholars Program (GSP)
- Second Chance Program
- Updates on Learning Communities



