

COMMUNITY BENEFITS AGREEMENT COMPLIANCE REPORT

2nd Quarter 2018

QUARTERLY REPORT

Prepared for:



Prepared by:

Casamar Group, LLC.

23335 Alamos Lane ■ Newhall, CA 91321
Phone: (661) 254-2373 ■ Fax (661) 253-0549

COMMUNITY BENEFITS AGREEMENT (CBA) COMPLIANCE REPORT

TABLE OF CONTENTS

1. Introduction.....	1
2. CBA Goals: Local Hire – Employment of District Residents.....	2
2.1 Local Hire/Employment of District Residents.....	2
2.1.1 Local Worker Utilization (Overall).....	2
2.1.2 Results for ACTIVE CBA PROP. R PROJECTS	2
2.1.3 Results <i>COMBINED PROJECTS</i> / PROP. R SUMMARY TO-DATE	3
Results <i>NON-CBA</i> PROP. R PROJECTS SUMMARY TO-DATE	4
2.1.4 Results COMPARISION FROM LAST QUARTER	5
2.1.5 Worker Utilization per Bid Package/Contract.....	9
Table 1.1: Wellness Aquatics 1&2 Workforce Utilization Summary	9
Table 1.2: National City-Higher Education Complex.....	10
Table 1.3: Math Science Engineering.....	11
Table 1.4: Utility Infrastructure 1617-2022R.....	12
Table 1.5: Emergency Generator.....	12
Table 1.6: Fire Alarm Network Integration.....	13
2.1.6 Union Referrals / Local Worker Utilization (by Craft)	14
2.2 Outreach / Contracting with Small & Local Business Enterprises	16
- Small/Local/Emerging Business Utilization in Prop R Contracts.....	18
3. Apprenticeship Utilization / Training & Employment of District Residents	20
4. Prevailing Wage / Labor Compliance.....	21

EXHIBIT 1: Workforce Utilization Reports (per Project)

1 Introduction

Effective December 12, 2013, the Southwestern Community College District (District) passed the Community Benefits Agreement (CBA) for construction and major rehabilitation projects funded by Proposition R. It is the explicit understanding and intention of the Parties to the CBA to use opportunities provided by the extensive amount of Project work to identify and promote the interest and involvement of District residents in the construction industry, such as assisting residents in entering the construction trades and through utilization of the apprenticeship programs, providing training opportunities for those residents and other individuals wishing to pursue a career in construction. Furthermore, the Parties to the CBA also understand that the District seeks to place a strong emphasis on the utilization of local small business enterprises on the Project work, whereby each Party shall employ demonstrable efforts to encourage utilization in effort to achieve such goals.

Casamar Group LLC. entered into a contract with the District to monitor and enforce contractor's compliance with the State prevailing wage and Community Benefits Agreement (CBA) requirements. As an extension to the Southwestern Bond Program Management Team, Casamar Group, LLC. has prepared this quarterly compliance report based upon the CBA-applicable

project contractor's meeting the contract's CBA established goals and requirements for all projects that have been subject to the CBA to-date.

2 CBA GOALS

2.1 LOCAL HIRE GOAL – EMPLOYMENT OF DISTRICT RESIDENTS (CBA §5.5)

In recognition of the Southwestern College's mission to serve the community, the Unions and contractors have agreed, by having executed the Letter of Assent and/or being signatory to the CBA, that District residents shall be *first* referred for any work associated with journey person, apprentice, or other positions for utilization on SWC construction project work.

CBA GOAL:

- **IT IS THE PARTIES GOAL THAT NINETY (90%) PERCENT OF THE POSITIONS FOR PROJECT WORK FOR A PARTICULAR CONTRACTOR (INCLUDING THE CONTRACTOR'S "CORE EMPLOYEES") BY CRAFT, HAVE BEEN FILLED WITH RESIDENTS OF SAN DIEGO COUNTY**
- **OF THE 90%, THIRTY-FIVE (35%) PERCENT SHOULD BE RESIDENTS WITHIN THE DISTRICT (DETERMINED BY COUNTY AND DISTRICT ZIP CODES)**

In effort to meet the local hire initiative, the Program Management Team and its Project Labor Coordinator work with the Unions and contractors to ensure local District and County residents are utilized upon construction project work. In turn, contractors have evidenced cooperation by utilizing and requesting the dispatch of local residents onto District projects. Based on the District project contractor's submittal of certified payroll records, the number of local residents working on District projects has been assessed for all work on each Project subject to the requirements contained in the CBA. Workforce utilization statistical data for each specific sub-contractor may be found in EXHIBIT 1.

2.1.1 LOCAL WORKER UTILIZATION (OVERALL)

The most recent Prop R Projects¹ have created 2351 construction-related positions for San Diego County residents—and 659 positions for local district residents.

- San Diego **County**: 2351 of 3000 available positions filled by County residents **(78%)**
- SWC **District**: 659 of these 2351 positions filled by residents of the District **(28%)**

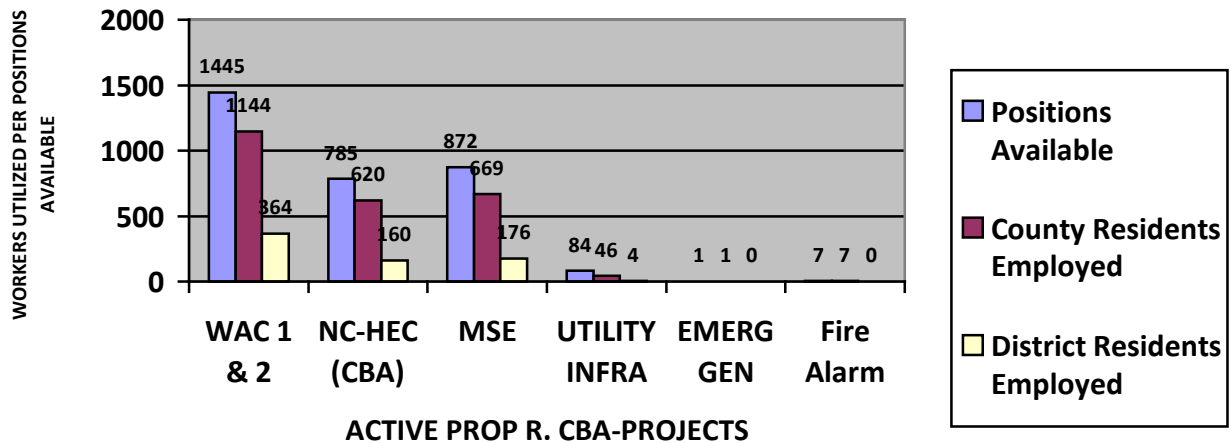
2.1.2 RESULTS: ACTIVE PROJECTS

Active Projects	Positions Available	Positions <u>County</u> Residents	% of Positions <u>County</u> Residents	Positions <u>District</u> Residents	% of Positions <u>District</u> Residents
Wellness Aquatics Increment 1 & 2 (GC: Balfour Beatty)	1445	1144	79%	364	32%

¹ Includes positions from the following CBA projects: Emergency Generators; Electrical Distribution 1617-230; Utility Infrastructure & Hydro Pipe 1617-2022R; Math Science Engineering; National City HEC; Wellness & Aquatics Center; Electrical Infrastructure; Pipe Loop; Wireless Upgrades; Blue Light. Does not include the Central Plant & Field House, which were prior to the start of the CBA program.

National City Higher Education Center (GC: Sundt)	785	620	79%	160	26%
Math Science Engineering Building (GC: Rudolph & Sletten)	872	669	77%	176	26%
Utility Infrastructure and Hydronic Pipe Extension 1617-2022R (GC: CCL)	84	46	55%	4	9%
Emergency Generator (GC: CVE)	1	1	100%	0	0%
Fire Alarm Network Integration Upgrade (GC: CVE)	7	7	100%	0	0%
SUBTOTAL FOR ACTIVE CBA-PROJECTS (LISTED ABOVE):	3194	2487	78%	704	28%

LOCAL RESIDENT EMPLOYMENT ON PROP. R CBA PROJECTS



2.1.3 RESULTS: COMBINED SUMMARY TO-DATE

Projects	Positions Available	Positions County Residents	% of Positions County Residents	Positions District Residents	% of Positions District Residents
Wellness Aquatics Increment 1&2 (GC: Balfour Beatty)	1445	1144	79%	364	32%
National City – Higher Ed Center (GC: Sundt)	785	620	79%	160	26%
Math Science Engineering Building (GC: Rudolph & Sletten)	872	669	77%	176	26%
Utility Infrastructure and Hydronic Pipe Extension 1617-2022R (GC: CCL)	84	46	55%	4	9%
Emergency Generator (GC: Chula Vista Electric)	1	1	100%	0	0%

Fire Alarm Network Integration Upgrade (GC: CVE)	7	7	100%	0	0%
Electrical Distribution Upgrade Project 1617-230 [COMPLETED] (GC: Chula Vista Electric)	35	35	100%	10	29%
Blue Light (GC: Steiny) [COMPLETED]	51	46	90%	14	30%
Electrical Infrastructure (GC: Southern Contracting) [COMPLETED]	16	9	56%	1	11%
MS4 Pipe Loop Extension & Landscape (GC: Peltzer Plumbing) [COMPLETED]	91	74	81%	17	23%
Wireless Upgrade [COMPLETED] (GC: Chula Vista Electric)	24	23	96%	5	22%
COMBINED SUMMARY TO-DATE:	3411	2674	78%	751	28%

NON-CBA PROP. R PROJECT SUMMARY

The CBA contains provisions for CBA-exclusion for certain contracts that qualify for exemption. Certain Proposition R contracts² that were not subject to the terms of conditions of the CBA were excluded from the local-resident hiring goals, which include:

- BAS Consolidation Extension & Upgrade
- Building 210 Data Room UPS (1718-2025R)
- Dance Room
- Math Science & Engineering BP 09, BP 26
- National City BPs 1 thru 4, BP 6, BP 10, BP 11, BP 14, BP 18, BP 25, BP 27
- Relocatable Buildings WAC - On Call Geotech Testing
- Sewer Line Infrastructure Project (1617-2020R)
- Temporary Parking Lot 1718-2029R
- Wellness Aquatics - On Call Civil Engineering Consultants (Surveying & Geotech)
- Wellness Aquatics Increment 2 _ BP 21-2 - Pools and Equipment

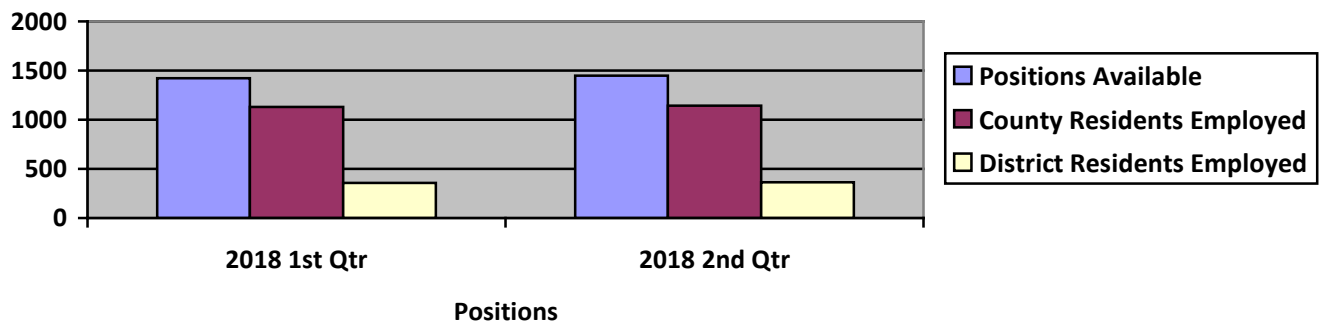
The following assessment exemplifies the local hire utilization upon these Proposition R funded contracts that were **not subject** to the CBA:

Projects	Positions Available	Positions County Residents	% of Positions County Residents	Positions District Residents	% of Positions District Residents
CONTRACTS NOT-SUBJECT TO CBA:	679	376	55%	83	22%

2.1.4 RESULTS: COMPARISON FROM LAST QUARTER (ACTIVE PROJECTS)

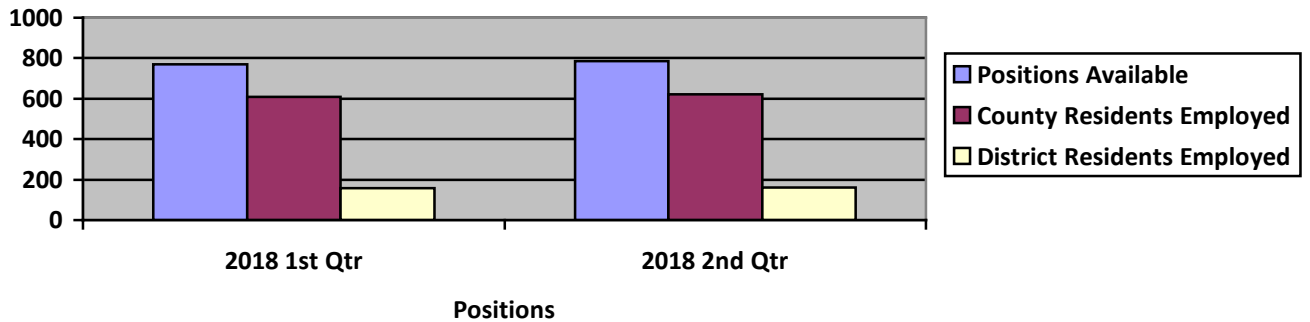
WELLNESS AQUATICS INCREMENTS 1 & 2					
Project	Positions Available	Positions County Residents	% of Positions County Residents	Positions District Residents	% of Positions District Residents
Wellness Aquatics Increment 1&2 (Balfour Beatty) 2018 1 st Qtr Data	Q1: 2018 1420	Q1: 2018 1128	Q1: 2018 79%	Q1: 2018 357	Q1: 2018 32%
Wellness Aquatics Increment 1&2 (Balfour Beatty) 2018 2 nd Qtr Data	Q2: 2018 1445	Q1: 2018 1144	Q1: 2018 79%	Q1: 2018 364	Q1: 2018 32%
COMPARISON RESULTS:	Increased Positions: 25	Increased Positions to County Residents: 16	Stagnant % of Positions provided to County Residents by: 0%	Increased Positions to District Residents: 7	Stagnant % of Positions provided to District Residents by: 0%

WELLNESS AQUATICS LOCAL WORKER EMPLOYMENT
2018 1st QUARTER vs 2018 2nd QUARTER



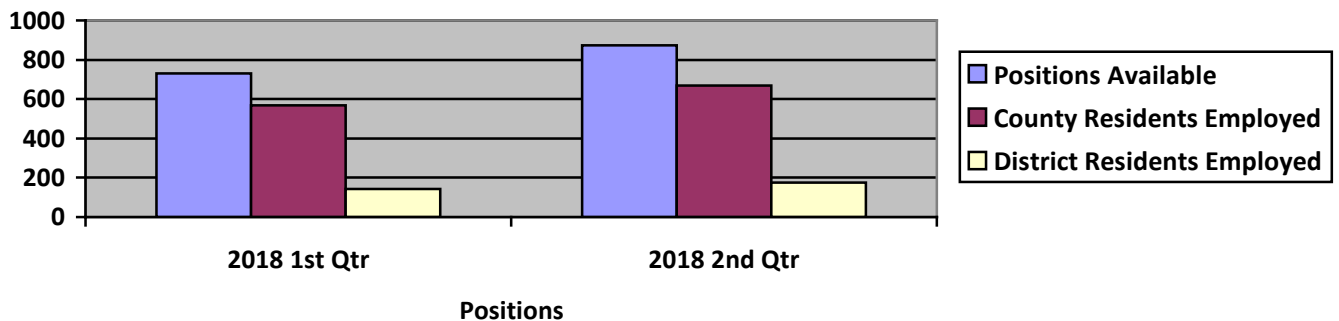
NATIONAL CITY HIGHER EDUCATION COMPLEX					
Project	Positions Available	Positions County Residents	% of Positions County Residents	Positions District Residents	% of Positions District Residents
NC-HEC (GC: Sundt) 2018 1 st Qtr Data	Q1: 2018 769	Q1: 2018 610	Q1: 2018 79%	Q1: 2018 157	Q1: 2018 26%
NC-HEC (GC: Sundt) 2018 2 nd Qtr Data	Q2: 2018 785	Q2: 2018 620	Q2: 2018 79%	Q2: 2018 160	Q2: 2018 26%
COMPARISON RESULTS:	Increased Positions: 16	Increased Positions to County Residents: 10	Stagnant % of Positions provided to County Residents by: 0%	Increased Positions to District Residents: 3	Stagnant % of Positions provided to District Residents by: 0%

NATIONAL CITY HIGHER ED COMPLEX LOCAL WORKER EMPLOYMENT 2018 1st QUARTER vs 2018 2nd QUARTER



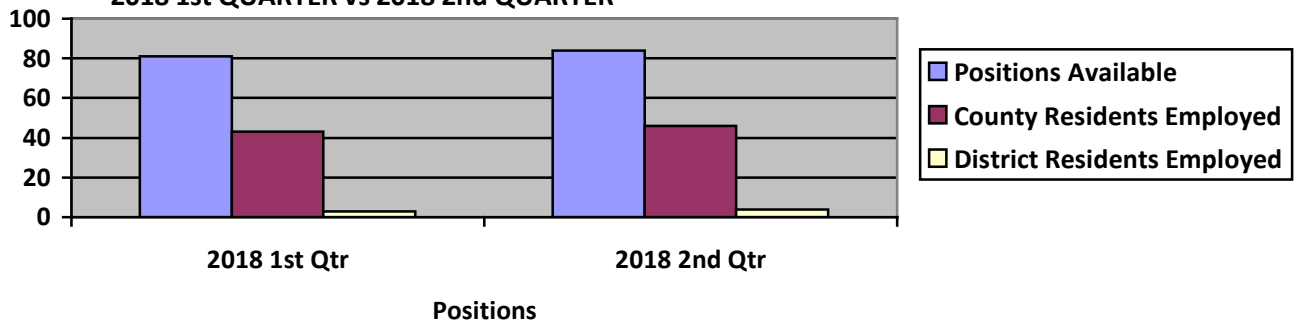
MATH SCIENCE ENGINEERING					
Project	Positions Available	Positions County Residents	% of Positions County Residents	Positions District Residents	% of Positions District Residents
MSE (GC: Rudolph & Sletten) 2018 1 st Qtr Data	Q1: 2018 729	Q1: 2018 569	Q1: 2018 78%	Q1: 2018 142	Q1: 2018 25%
MSE (GC: Rudolph & Sletten) 2018 2 nd Qtr Data	Q2: 2018 872	Q2: 2018 669	Q2: 2018 77%	Q2: 2018 176	Q2: 2018 26%
COMPARISON RESULTS:	Increased Positions: 143	Increased Positions to County Residents: 100	Decreased % of Positions provided to County Residents by: 1%	Increased Positions to District Residents: 34	Increased % of Positions provided to District Residents by: 1%

MATH SCIENCE ENGINEERING EMPLOYMENT 2018 1st QUARTER vs 2018 2nd QUARTER



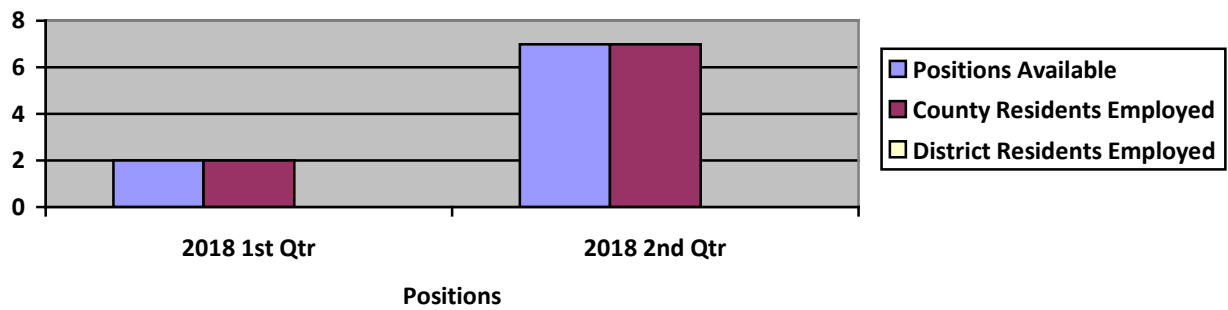
UTILITY INFRASTRUCTURE & HYDRONIC PIPE EXTENSION (1617-2022R)

Project	Positions Available	Positions County Residents	% of Positions County Residents	Positions District Residents	% of Positions District Residents
Utility Infrastructure (GC: CCL) 2018 1 st Qtr Data	Q1: 2018 81	Q1: 2018 43	Q1: 2018 53%	Q1: 2018 3	Q1: 2018 7%
Utility Infrastructure (GC: CCL) 2018 2 nd Qtr Data	Q2: 2018 84	Q2: 2018 46	Q2: 2018 55%	Q2: 2018 4	Q2: 2018 9%
COMPARISON RESULTS:	<u>Increased</u> Positions: 3	<u>Increased</u> Positions to County Residents: 3	<u>Increased</u> % of Positions provided to County Residents by: 2%	<u>Increased</u> Positions to District Residents: 1	<u>Increased</u> % of Positions provided to District Residents by: 2%

UTILITY INFRASTRUCTURE (1617-2022R)
EMPLOYMENT2018 1st QUARTER vs 2018 2nd QUARTER

FIRE ALARM NETWORK INTEGRATION

Project	Positions Available	Positions County Residents	% of Positions County Residents	Positions District Residents	% of Positions District Residents
Fire Alarm Network Integration (GC: CVE) 2018 1 st Qtr Data	Q1: 2018 2	Q1: 2018 2	Q1: 2018 100%	Q1: 2018 0	Q1: 2018 0%
Fire Alarm Network Integration (GC: CVE) 2018 2 nd Qtr Data	Q2: 2018 7	Q2: 2018 7	Q2: 2018 100%	Q2: 2018 0	Q2: 2018 0%
COMPARISON RESULTS:	<u>Increased</u> Positions: 5	<u>Increased</u> Positions to County Residents: 5	<u>Stagnant</u> % of Positions provided to County Residents by: 0%	<u>Stagnant</u> Positions to District Residents: 0	<u>Stagnant</u> % of Positions provided to District Residents by: 0%

**FIRE ALARM NETWORK INTEGRATION EMPLOYMENT
2018 1st QUARTER vs 2018 2nd QUARTER**

2.1.5 WORKER UTILIZATION DATA PER BID PACKAGE/CONTRACT

Attached herein as “Exhibit 1” are the “Workforce Utilization Reports” for each of the active projects in construction subject to the CBA requirements during the 1st quarter of 2018. Exhibit 1 will illustrate which contractors contributed to meeting the CBA local resident employment goal. Tables 1.1 through 1.5 (below) are excerpts of the *Workforce Utilization Report*’s sub-total data figures, which demonstrate how each of the bid package/contracts fared against each other.

Table 1.1

WELLNESS AQUATICS INCREMENT (WAC) 1 & 2 Sub-Total of Worker Utilization Data for each Bid Package/Contract

Notes:

Lowest Performing Contracts Highlighted in Red

Grey row denotes a closed bid package

* Denotes an increase in % from last quarter

· Denotes a decrease in % from last quarter

Wellness Aquatics Bid Package/ Contract	# OF WEEKLY CPRS SUBMITTED VS. WEEKS DUE UPON CONSTRUCTION START (Cumulative from 9/2015 – 6/2018)	TOTAL NUMBER OF EMPLOYEES (POSITIONS) WORKING	TOTAL NUMBER OF LOCAL-TO- COUNTY (RESIDENT) WORKERS	% of LOCAL-TO- COUNTY WORKERS FILLING POSITIONS	TOTAL NUMBER OF LOCAL-TO- SWC DISTRICT WORKERS	% of LOCAL-TO- SWC DISTRICT WORKERS FILLING POSITIONS
WAC 1 Earthwork	212 : 212	122	107	88%	20	19%
WAC 1 UG Electrical	160 : 160	37	33	89%	13	39%
WAC 1 Setup (Fence)	130 : 133	21	21	100%	8	38%
WAC 1 UG Wet Utilities	358 : 358	85	82	96%	25	30%
WAC 1 UG Hydronic Piping	158 : 158	34	26	76%	8	31%
WAC 1&2 Concrete	733 : 733	303	219	72%	67	31%
WAC 2 Aggregate Piers	17 : 17	20	15	75%	3	20%
WAC 2 BP 10-2 Steel	148 : 150	58	55	95%	40	73%
WAC 2 BP 11-2 Sheet Metal	103 : 104	30	10	33%	2	20%
WAC 2 BP 12-2 Roofing	62 : 62	25	23	92%	8	35% -
WAC 2 BP 13-2 General	576 : 581	261	200	77%	75	38%
WAC 2 BP 14-2 Glazing	105 : 105	25	22	88%	7	32%
WAC 2 BP 15-2 Fin. Carp	29 : 29	17	12	71%	4	33%
WAC 2 BP 16-2 Tile	24 : 24	26	19	73%	8	42%
WAC 2 BP 17-2 Floor	36 : 36	15	9	60%	5	56%
WAC 2 BP 18-2 Spec.	81 : 81	24	23	96%	3	13%
WAC 2 BP 19-2 Wood Flr	22 : 22	15	0	0%	0	0%
WAC 2 BP 20 Gym Blchrs	20 : 20	10	0	0%	0	0%

WAC 2 BP 22-2 Fire Protect	90 : 90	19	18	95%	6	33%
WAC 2 BP 23-2 Plumbing	177 : 177	61	60	98%	15	25%
WAC 2 BP 24-2 HVAC	343 : 345	90	83	92% -	13	16%
WAC 2 BP 25-2 Electrical	301 : 303	89	74	83% -	21	28% -
WAC 2 BP 26-2 Landscape	64 : 69	29	9	31% +	4	44% -
WAC 2 BP 27-2 Bleachers	4 : 4	8	3	38%	3	100%
WAC 2 BP 28-2 Sports Eqp.	26 : 26	7	7	100%	4	57%
WAC 2 BP 29-2 Signage	19 : 24	14	14	100%	2	14%
Cumulative Totals from 9/2015 – 6/2018:	3949 : 3969	1445	1144	79%	364	32%

Table 1.2

NATIONAL CITY – HIGHER EDUCATION CENTER
Sub-Total of Worker Utilization Data for each Bid Package/Contract

Notes:

Lowest Performing Contracts Highlighted in **Red**

Grey row denotes a closed bid package

+ Denotes an increase in % from last quarter

- Denotes a decrease in % from last quarter

National City Higher Ed Center Bid Package/ Contract	# OF WEEKLY CPRS SUBMITTED VS. WEEKS DUE UPON CONSTRUCTION START (Cumulative from 3/2016 – 6/2018)	TOTAL NUMBER OF EMPLOYEES (POSITIONS) WORKING	TOTAL NUMBER OF LOCAL-TO- COUNTY (RESIDENT) WORKERS	% of LOCAL-TO- COUNTY WORKERS FILLING POSITIONS	TOTAL NUMBER OF LOCAL- TO-SWC DISTRICT WORKERS	% of LOCAL-TO- SWC DISTRICT WORKERS FILLING POSITIONS
BP05 _ Site Utilities	115 : 118	37	10	27%	2	20%
BP07 _ Landscape	103 : 108	23	6	26%	3	50% +
BP08_Struc Site Concrete	354 : 360	154	116	75%	27	23%
BP09_Structural Steel	14 : 14	15	9	60%	3	33%
BP12 _ Lab Casing	32 : 32	20	17	85%	4	24%
BP13 _ Roofing	51 : 55	19	15	79%	3	20%
BP15 _ Glazing	83 : 83	14	13	93%	0	0%
BP16 _ Doors Frames HWare	138 : 140	31	28	90%	10	36% -
BP17 _ Paint	65 : 73	25	15	60%	8	53%
BP19 _ Mtl Stds, DW, Ins	222 : 225	171	157	92%	49	31%
BP 20 _ Tile	48 : 48	16	7	44%	5	71%
BP21 _ Specialties	76 : 76	9	9	100%	2	22%
BP 22 _ Signs	69 : 73	11	1	9% -	1	100%
BP 23 _ Window Treatments	76 : 85	7	0	0%	0	0%

BP26 _ Plumbing	153 : 153	44	42	95%	6	14%
BP27 _ HVAC	440 : 447	99	89	90%	17	19%
BP28 _ Electrical	406 : 411	86	82	95%	19	23%
BP29 _ AV Equip	13 : 13	4	4	100%	1	25%
Cumulative Totals from 3/2016 – 6/2018:	2458 : 2514	785	620	79%	160	26%

Table 1.3

MATH SCIENCE ENGINEERING

Sub-Total of Worker Utilization Data for each Bid Package/Contract

Notes:

Lowest Performing Contracts Highlighted in Red

Grey row denotes a closed bid package

+ Denotes an increase in % from last quarter

- Denotes a decrease in % from last quarter

MSE Bid Package/ Contract ** Denotes newly introduced in Q2	# OF WEEKLY CPRS SUBMITTED VS. WEEKS DUE UPON CONSTRUCTION START (Cumulative from 6/2016 – 6/2018)	TOTAL NUMBER OF EMPLOYEES (POSITIONS) WORKING	TOTAL NUMBER OF LOCAL-TO- COUNTY (RESIDENT) WORKERS	% of LOCAL-TO- COUNTY WORKERS FILLING POSITIONS	TOTAL NUMBER OF LOCAL- TO-SWC DISTRICT WORKERS	% of LOCAL-TO- SWC DISTRICT WORKERS FILLING POSITIONS
BP03 _ Demo Hazmat	263 : 269	73	23	32% -	4	17%
BP04 _ Cast-in-Place Concrete	464 : 476	372	293	79% -	88	30%
BP05 _ Steel	41 : 45	30	27	90% -	23	85% -
BP06 _ Roofing	69 : 72	27	0	0%	0	0%
BP07 _ Sheetmetal	52 : 56	8	7	88%	0	0%
BP10 _ Metal Stud Fram.DW	135 : 139	77	57	74% -	23	40%
BP12 _ Ceilings	22 : 24	2	1	50%	0	0%
BP 14 _ Paint	15 : 15	1	1	100%	1	100%
BP 18 _ Fire Suppression	29 : 31	13	13	100%	2	15% -
BP19 _ Plumbing	149 : 152	53	50	94% +	4	8% -
BP20 _ HVAC	274 : 281	76	69	91% -	11	16% -
BP21 _ Electrical	106 : 109	66	58	88% +	7	12% -
BP22 _ Earthwork	125 : 141	30	28	93%	5	18% -
BP23 _ Site Concrete	34 : 39	7	7	100%	4	57%
BP25 _ Site Utilities	93 : 96	36	35	97%	4	11% -
Cumulative Totals from 6/2016 – 6/2018:	1883 : 1960	872	669	77% -	176	25% -

Table 1.4

UTILITY INFRASTRUCTURE UPGRADE
Sub-Total of Worker Utilization Data for each Bid Package/Contract

Notes:

Short of meeting CBA Local Hire Goal Highlighted in **Red**

Grey row denotes a closed bid package

+ Denotes an increase in % from last quarter

- Denotes a decrease in % from last quarter

Utility Infrastructure Upgrade	# OF WEEKLY CPRS SUBMITTED VS. WEEKS DUE UPON CONSTRUCTION START (Cumulative from 3/2017 – Final)	TOTAL NUMBER OF EMPLOYEES (POSITIONS) WORKING	TOTAL NUMBER OF LOCAL-TO-COUNTY (RESIDENT) WORKERS	% of LOCAL-TO-COUNTY WORKERS FILLING POSITIONS	TOTAL NUMBER OF LOCAL-TO-SWC DISTRICT WORKERS	% of LOCAL-TO-SWC DISTRICT WORKERS FILLING POSITIONS
Cumulative Totals from 3/2017 – 6/2018:	238 : 238	84	46	55% +	4	9%+

Table 1.5

EMERGENCY GENERATOR
Sub-Total of Worker Utilization Data for each Bid Package/Contract

Notes:

Short of meeting CBA Local Hire Goal Highlighted in **Red**

Emergency Generator	# OF WEEKLY CPRS SUBMITTED VS. WEEKS DUE UPON CONSTRUCTION START (Cumulative from 11/2017 – 6/2018)	TOTAL NUMBER OF EMPLOYEES (POSITIONS) WORKING	TOTAL NUMBER OF LOCAL-TO-COUNTY (RESIDENT) WORKERS	% of LOCAL-TO-COUNTY WORKERS FILLING POSITIONS	TOTAL NUMBER OF LOCAL-TO-SWC DISTRICT WORKERS	% of LOCAL-TO-SWC DISTRICT WORKERS FILLING POSITIONS
Cumulative Totals from 11/2017 – 6/2018:	7 : 12	1	1	100%	0	0%

Table 1.6

FIRE ALARM NETWORK INTEGRATION
Sub-Total of Worker Utilization Data for each Bid Package/Contract

Notes:

Short of meeting CBA Local Hire Goal Highlighted in Red

<i>Fire Alarm Network Integration Project</i>	<i># OF WEEKLY CPRS SUBMITTED VS. WEEKS DUE UPON CONSTRUCTION START (Cumulative from 3/2018– 6/2018)</i>	<i>TOTAL NUMBER OF EMPLOYEES (POSITIONS) WORKING</i>	<i>TOTAL NUMBER OF LOCAL-TO- COUNTY (RESIDENT) WORKERS</i>	<i>% of LOCAL-TO- COUNTY WORKERS FILLING POSITIONS</i>	<i>TOTAL NUMBER OF LOCAL-TO- SWC DISTRICT WORKERS</i>	<i>% of LOCAL-TO- SWC DISTRICT WORKERS FILLING POSITIONS</i>
Cumulative Totals from 3/2018 – 6/2018:	15 : 16	7	7	100%	0	0%

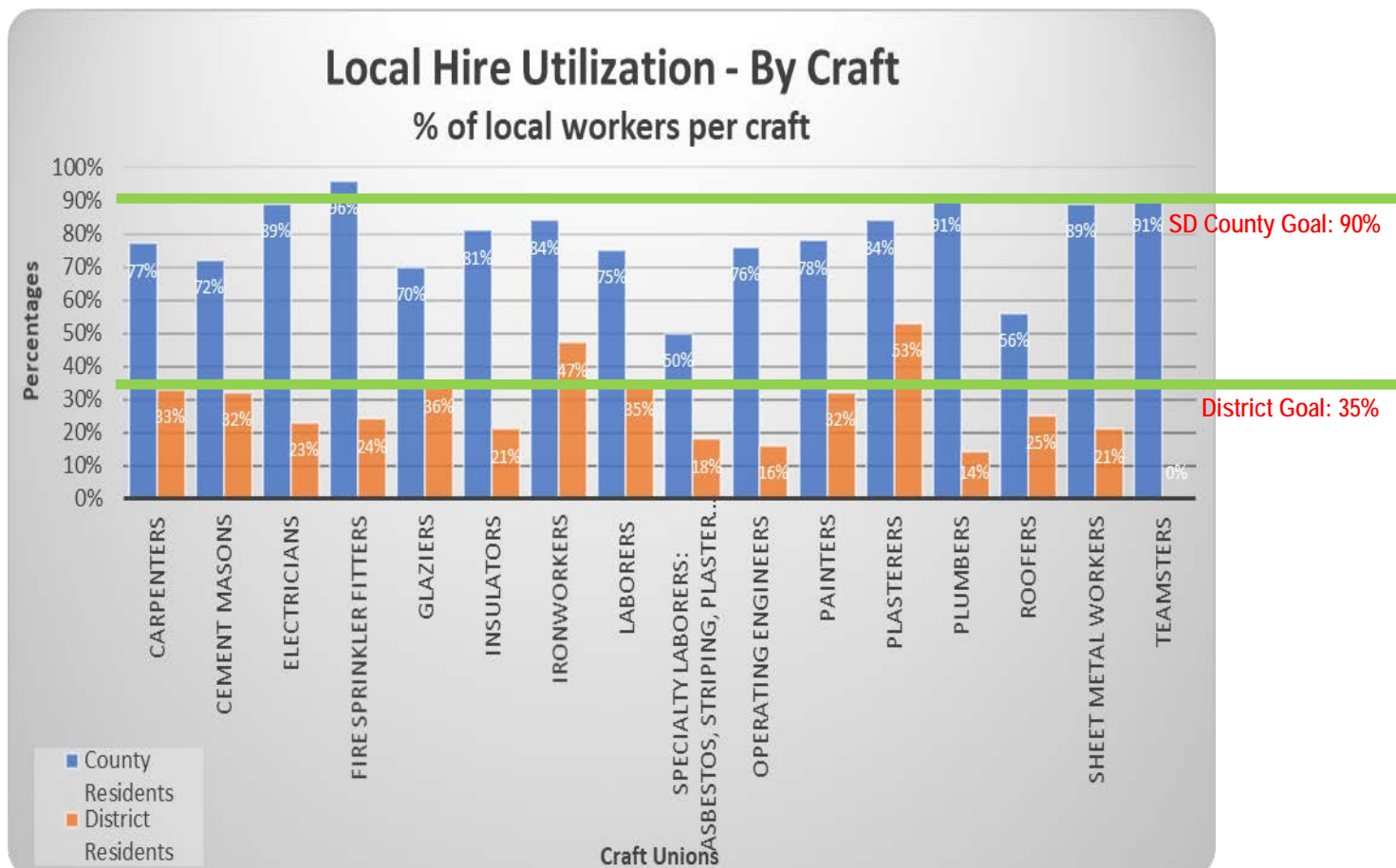
2.1.6 UNION REFERRALS/LOCAL WORKER UTILIZATION (BY CRAFT)

Article 5 of the CBA stipulates that the Unions will exert their best efforts to refer sufficient number of skilled craft workers to fulfill the labor requirements of the contractors and identify individuals, particularly residents of the District, for employment on District project work. The data below demonstrates how each craft (i.e. Union) fared against each other with respect to contractor's utilization of local workers upon District Prop. R work. The following stipulations were applied to the data analysis:

- The sum of all positions, per craft, was used as the basis for dividing the number of local County & District worker to derive the percentages reported below
- Based on Certified Payroll Reporting and Union dispatch slips, the CBA Administrator calculated the number of workers deemed residents of the "County" and "District's Zip Code perimeter" for each contractor working upon each project / individual bid packages
- Data was evaluated from September 2014 through June 2018 (*NOTE: Not all CPRs for the final weeks of June 2018 have been submitted by the contractors by the time this report was generated, thus the data represents best-available statistics*)

Of the unions providing workers for Prop. R projects (listed below):

- 38% have met or are within 5 percentage points of meeting the County-resident utilization goal
- 38% have met or are within 5 percentage points of meeting the District-resident utilization goal



LOCAL WORKER UTILIZATION AMONGST ALL PROP R. / CBA-APPLICABLE PROJECTS (AS-OF JUNE 30, 2018)

LOCAL JOBS ANALYSIS BY CRAFT

BY CRAFT (See Below)		TOTAL POSITIONS (PER CRAFT)	WORKER UTILIZATION: LOCAL TO COUNTY	WORKER UTILIZATION: LOCAL TO DISTRICT
		3488	2728	779
Average Total Hourly Rate:	Carpenters	Total Craft Positions:	575	199
	\$50.13	754	76%	35%
Average Total Hourly Rate:	Cement Mason	Total Craft Positions:	136	43
	\$46.42	188	72%	32%
Average Total Hourly Rate:	Electricians	Total Craft Positions:	444	100
	\$47.55	495	90%	23%
Average Total Hourly Rate:	Fire Sprinkler Fitters	Total Craft Positions:	29	6
	\$56.02	30	97%	21%
Average Total Hourly Rate:	Glaziers	Total Craft Positions:	74	25
	\$59.26	110	67%	34%
Average Total Hourly Rate:	Insulators	Total Craft Positions:	63	12
	\$58.55	79	80%	19%
Average Total Hourly Rate:	Ironworkers	Total Craft Positions:	247	120
	\$66.46	298	83%	49%
Average Total Hourly Rate:	Specialty Laborers (Asbestos, Striping, Plaster Tender)	Total Craft Positions:	49	9
		108	45%	18%
Average Total Hourly Rate:	Laborers (Construction)	Total Craft Positions:	296	105
	\$49.15	388	76%	35%
Average Total Hourly Rate:	Operating Engineers	Total Craft Positions:	330	53
	\$67.93	433	76%	16%
Average Total Hourly Rate:	Painters	Total Craft Positions:	38	12
	\$44.37	50	76%	32%
Average Total Hourly Rate:	Plasterers	Total Craft Positions:	47	25
	\$54.08	56	84%	53%
Average Total Hourly Rate:	Plumbers	Total Craft Positions:	232	33
	\$64.08	257	90%	14%
Average Total Hourly Rate:	Roofers	Total Craft Positions:	56	15
	\$35.40	116	48%	27%
Average Total Hourly Rate:	Sheet Metal Workers	Total Craft Positions:	102	22
	\$58.91	115	89%	22%
Average Total Hourly Rate:	Teamsters	Total Craft Positions:	10	0
	\$53.80	11	91%	0%

2.2 OUTREACH & CONTRACTING TO SMALL / LOCAL BUSINESS ENTERPRISES

On November 4, 2008, by majority election of the Districts' registered voters, \$389,000,000 in general obligation bonds (Proposition R) were authorized to be issued and sold for the benefit of constructing, reconstructing and/or rehabilitating District facilities. The majority of Prop. R projects are being carried out by a Board-approved "Community Benefits Agreement" that delineates provisions for providing contracting opportunities for the local and small business community. Furthermore, the District has a compelling interest to ensure that the goods and services that it buys are of high quality and competitively priced and that public funds are spent in ways that support the development and growth of Small, Local and Emerging Business Enterprises (e.g. Disadvantaged, Minority, Women-owned, Disabled Veteran-owned), hereafter referred to as "S/L/Es."

To this end, the Program Management Team has implemented a *Business Outreach Plan* that includes specific strategies designed to encourage the involvement of S/L/E contractors and vendors in every aspect of the execution of the District's Bond Construction Program. Benefits of the Business Outreach Program include:

- Improved social and economic viability of S/L/Es by the creation of opportunities in their communities;
- Expansion of the contractor base; and,
- Increased number of viable firms to compete for SWCCD contracts.

The Business Outreach Program objectives are to:

- Ensure that SWCCD provides S/L/Es with equal access to the SWCCD Bond Construction Program contracts and subcontracts;
- Aggressively pursue outreach efforts to locate S/L/Es and provide them with the necessary assistance to compete in the SWCCD Bond Construction Program contracting programs; and,
- Report to SWCCD on the participation of S/L/Es in the SWCCD Bond Construction Program.

DEFINITIONS

Local Business is one whose business address zip code is included within the SWCCD bond voting/taxable precinct zip code parameters. These precinct zip code boundaries include:

SWCCD Zip Codes	91902	91908	91909	91910	91911	91912	91913	91914
	91915	91932	91933	91947	91950	91951	92135	92143
	92153	92154	92155	92173	92178			
SD County Zip Codes	91901	91903	91905	91906	91916	91917	91921	91931
	91934	91935	91941	91942	91943	91944	91945	91946
	91948	91962	91963	91976	91977	91978	91979	91980
	91987	92003	92004	92007	92008	92009	92010	92011
	92013	92014	92018	92019	92020	92021	92022	92023
	92024	92025	92026	92027	92028	92029	92030	92033
	92036	92037	92038	92039	92040	92046	92049	92051
	92052	92054	92055	92056	92057	92058	92059	92060

92061	92064	92065	92066	92067	92068	92069	92070
92071	92072	92074	92075	92078	92079	92081	92082
92083	92084	92085	92086	92088	92090	92091	92092
92093	92096	92101	92102	92103	92104	92105	92106
92107	92108	92109	92110	92111	92112	92113	92114
92115	92116	92117	92119	92120	92121	92122	92123
92124	92126	92127	92128	92129	92130	92131	92132
92134	92136	92137	92138	92139	92140	92141	92142
92145	92147	92149	92150	92152	92158	92159	92160
92161	92162	92163	92164	92165	92166	92167	92168
92169	92170	92171	92172	92174	92175	92176	92177
92179	92182	92184	92186	92187	92190	92191	92192
92193	92194	92195	92196	92197	92198	92199	

Small Business, as defined by the U.S. Small Business Administration*, is one whose annual gross sales do not exceed the amounts below:

- **Construction of Buildings:** Under \$36.5 million
- **Specialty Trade Contractors:** Under \$15 million
- **Professional Services:**
 - Architectural Services: Under \$7.5 million
 - Engineering Services: Under \$15 million
 - Surveying & Mapping: Under \$15 million
 - Environmental Consulting: Under \$15 million
 - Landscape Architecture: Under \$7.5 million
 - Building Inspection Services: Under \$7.5 million

* U.S. SBA Small Business Size Standards, effective 2/26/2016

S/L/E PROGRAM OUTREACH

Outreach to encourage and recruit firms to participate in the Contractor Outreach Program has taken many forms. Marketing and outreach activities have included, but have not limited to:

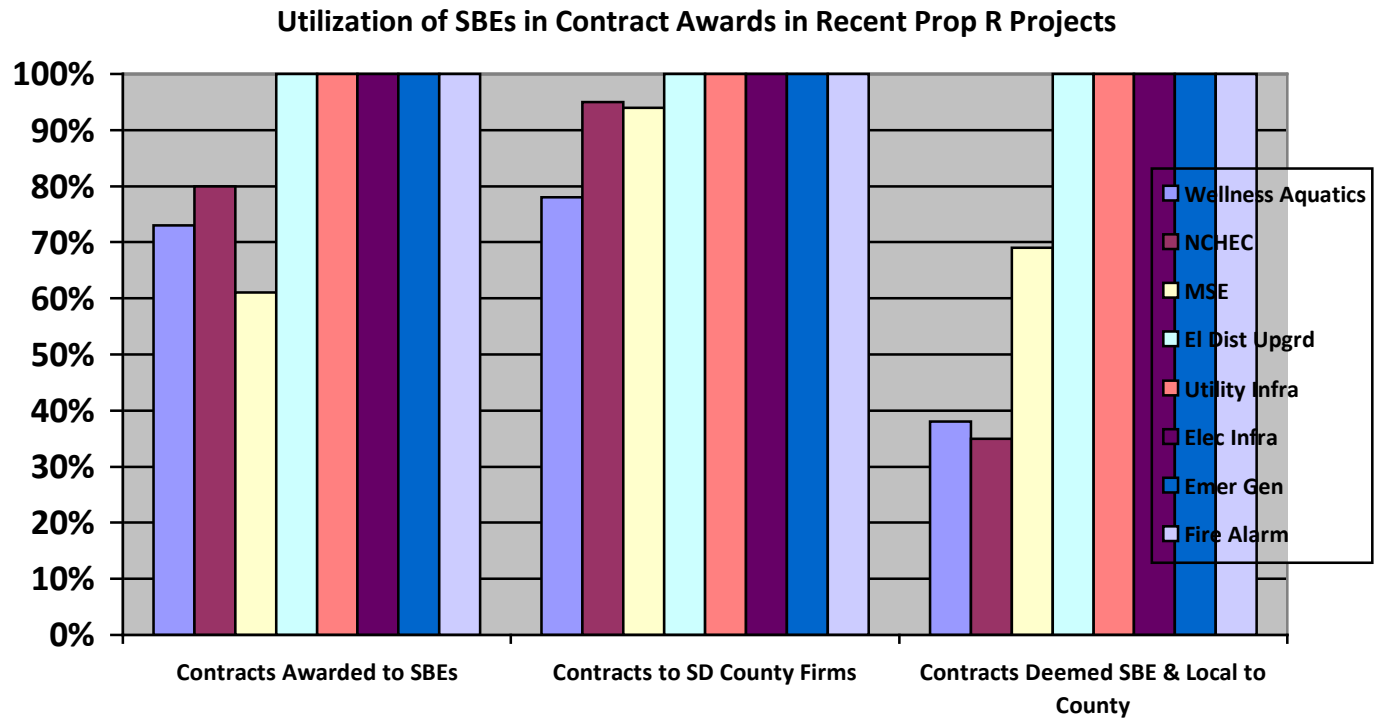
- Collaboration with local Unions to outreach to their base of signatory contractors during the solicitation of bid process;
- Conducting and facilitating workshops/seminars for local contractors and vendors/suppliers interested in working on District projects; Workshops/seminars have informed participants of program requirements and contracting opportunities. Information such as project descriptions, work schedules, crafts/trades to be used, procurement activities, and any other information identifying opportunities were made available to the participants;
- Utilization of a network of contacts that include business and trade organizations, local chambers of commerce, prime contractors, resource providers, Business Development Centers, trade fairs, and workshops to recruit S/L/Es. The organizations contacted were provided with schedules, project descriptions, Outreach Program contact information, and other descriptive information to ensure their members are fully aware of the Districts contracting and procurement activities within the Bond Construction Program;

- Business listings were solicited from public agencies that have certified local firms as DVBES, Minority Business Enterprises, Women-owned Business Enterprises, or Disadvantaged Business Enterprises for the purposes of isolating S/L/Es and placing them into the Contractor Outreach Database for outreach activities; and
- Holding workshops and community forums catered to Local, Small, and Disabled-Veteran-Owned Business.

S/L/E BUSINESS UTILIZATION IN PROP. R CONTRACTS

Below is a summary of the participation of firms (contractors, vendors, suppliers, professional consultants) on recent Proposition R contracts (subject to the CBA) where statistical data was captured for firms deemed either small business, local business, or emerging business (women-owned, minority-owned, disabled veteran-owned) enterprises.

Projects	TOTAL Bid Package Contracts Subject to the CBA	Number of Contracts Deemed SBE	% of Contracts Deemed to be <u>SBEs</u>	Number of Contracts Awarded to Firms Local to San Diego County	% of Contracts Awarded to Firms <u>Local to San Diego County</u>	Number of Contracts Awarded to Firms Deemed <u>Local & SBE</u>	% of Contracts Awarded to Firms Deemed <u>Local & SBE</u>
Wellness Aquatics Increment 1&2 (Balfour Beatty)	37	27	73%	29	78%	14	38%
NC-HEC (Sundt)	20	16	80%	19	95%	7	35%
MSE (Rudolph & Sletten)	36	22	61%	34	94%	14	39%
Electrical Distribution Upgrade 1617-230 (CVE)	1	1	100%	1	100%	1	100%
Utility Infrastructure Hydronic Pipe Extension (CCL)	1	1	100%	1	100%	1	100%
Electrical Infrastructure (Southern Contracting)	1	1	100%	1	100%	1	100%
Emergency Generators (CVE)	1	1	100%	1	100%	1	100%
Fire Alarm Network Integration (CVE)	1	1	100%	1	100%	1	100%
COMBINED SUMMARY (All CBA Projects)	98	70	71%	87	89%	40	41%



3 APPRENTICESHIP UTILIZATION /TRAINING & EMPLOYMENT OF DISTRICT RESIDENTS (CBA §16.1)

In recognition of the Southwestern College's mission to maintain continuing support of the programs designed to develop an adequate number of competent workers in the construction industry, the obligation to capitalize on the availability of the local work force in the area served by the District, and the opportunities to provide continuing work under the construction program funded by Proposition R. To these ends, the District, the CBA's Project Labor Coordinator, other District consultants, the contractors and the Unions signatory to the CBA, will work cooperatively to identify or establish and maintain effective programs and procedures for persons interested in entry into apprenticeship training programs.

CBA GOALS:

- ***The Unions agree to cooperate with the Contractor in furnishing apprentices as requested up to the maximum percentage. The apprentice ratio for each craft shall comply, at minimum, with the applicable provisions of Labor Code 1777.5 (20% of total journeyman (straight-time) hours per craft, unless exemption is granted)***
- ***Train and employ District residents as it relates to apprenticeship training / utilization***

Below is a summary of the contractor's compliance with minimum State apprenticeship utilization ratios to-date upon ACTIVE Prop R projects for all contractors/crafts that do not fall into an apprenticeship exemption category; *any contractors who are currently not meeting the State's minimum 20% ratio have been advised by the CBA's Project Labor Coordinator of their apprenticeship obligations to be met prior to their completion of project work, which is promulgated by Labor Code §1777.5.*

PROJECT	JOURNEYMEN STRAIGHT- TIME HOURS (Cumulative, All Contractors)	APPRENTICE HOURS (Cumulative, All Contractors)	APPRENTICE UTILIZATION PERCENTAGE	COMPLIANCE STATUS ACROSS ALL CONTRACTORS
Wellness Aquatics Increments 1 & 2	155,935	60,719	39%	<i>Compliant – Meeting Minimum State Standards</i>
National City Higher Education Center	53,087	21,604	41%	<i>Compliant – Meeting Minimum State Standards</i>
Math Science Engineering	92,691	51,928	56%	<i>Compliant – Meeting Minimum State Standards</i>
Utility Infrastructure	862	359	42%	<i>Compliant – Meeting Minimum State Standards</i>
Emergency Generators	19.5	0	0%	<i>Not enough journeyman hours to support Apprentices</i>
Fire Alarm Network Integration Upgrade	186.5	0	0%	<i>Not yet meeting ratio; contractor has been notified</i>

4 PREVAILING WAGE / LABOR COMPLIANCE

Pursuant to California Labor Code 1771 all workers employed on public works projects shall be paid a prevailing wage determined by the California Department of Industrial Relations (DIR). As an extension to the SWC Bond Program Management Team, Casamar Group LLC provides support services for the monitoring and enforcement of contractor's compliance with the prevailing wage laws of the State of California for work on Prop. R projects.

Below is a summary of each General Contractor's compliance with submittal of payroll and related documentation, for its own firm and that of its subcontractors, which validates contractor's meeting of the public works labor compliance requirements. Further detail on each contractor's level of compliance may be found in Document Tracking Logs for each project, which may be provided upon request.

PROJECT	BID PACKAGE #	General Contractor	Number of Contractors Within GC's Contract	Number of ACTIVE CONTRACTORS Deemed "NON-Compliant"	Most Recent Non-Compliance Issued Raised to GC / CM-at-Risk
WAC Inc. 1	02-1 Site Setup	Alcorn Fence	1	0	6/2018 Monthly Report
WAC Inc. 1	03-1 Earthwork	FJ Willert	8	0	Compliance met; all contractor files closed
WAC Inc. 1 & 2	04-1 Concrete	Minegar	14	0	Compliance met; all contractor files closed
WAC Inc. 1	05-1 UG Wet Utilities	Interpipe	12	0	Compliance met; all contractor files closed
WAC Inc. 1	06-1 Hydronic Piping	Jackson & Blanc	5	0	Compliance met; all contractor files closed
WAC Inc. 1	07-1 UG Elec	Neal Electric	6	0	Compliance met; all contractor files closed
WAC Inc. 2	10-2 Steel	McMahon Steel	3	0	N/A; all contractors relatively compliant
WAC Inc. 2	11-2 Sheet Metal	Letner	2	0	Compliance met; all contractor files closed
WAC Inc. 2	12-2 Roof	A Good Roofer	1	0	Compliance met; all contractor files closed
WAC Inc. 2	13-2 General	Brady	16	3	6/2018 Monthly Report
WAC Inc. 2	14-2 Glazing	Center Glass	2	0	Compliance met; all contractor files closed
WAC Inc. 2	15-2 Finish Carpentry	Spooners	2	0	Compliance met; all contractor files closed
WAC Inc. 2	16-2 Tile	Inland Pacific Tile	1	0	Compliance met; all contractor files closed
WAC Inc. 2	17-2 Flooring	MS Rouse	1	0	Compliance met; all contractor files closed
WAC Inc. 2	18-2 Spec.	ISEC	2	1	6/2018 Monthly Report
WAC Inc. 2	19-2 Wood Floor	McWil	1	0	Compliance met; all contractor files closed
WAC Inc. 2	20-2 Gym Bleachers	Herk Edwards	2	0	Compliance met; all contractor files closed
WAC Inc. 2	21-2 Pools	CA Commercial Pools	9	2	6/2018 Monthly Report

PROJECT	BID PACKAGE #	General Contractor	Number of Contractors Within GC's Contract	Number of ACTIVE CONTRACTORS Deemed "NON-Compliant"	Most Recent Non-Compliance Issued Raised to GC / CM-at-Risk
WAC Inc. 2	22-2 Fire Protection	Schmidt	2	0	<i>Compliance met; all contractor files closed</i>
WAC Inc. 2	23-2 Plumbing	Interpipe	4	0	<i>Compliance met; all contractor files closed</i>
WAC Inc. 2	24-2 HVAC	Control Air	9	0	<i>N/A; all contractors relatively compliant</i>
WAC Inc. 2	29-2 Signage	Sign Age Identity	1	1	<i>6/2018 Monthly Report</i>
WAC Inc. 2	25-2 Electrical	Morrow Meadows	5	1	<i>6/2018 Monthly Report</i>
WAC Inc. 2	26-2 Landscape	Marina	1	0	<i>N/A; all contractors relatively compliant</i>
WAC Inc. 2	27-2 Pool Bleachers	Southern Bleachers	2	0	<i>Compliance met; all contractor files closed</i>
WAC Inc. 2	28-2 Scoreboards	Facili-Serv	2	0	<i>Compliance met; all contractor files closed</i>
WAC Inc. 2	29-2 Signage	Sign Age	1	1	<i>6/2018 Monthly Report</i>
NC-HEC	05 Site Utilities	Bali	4	1	<i>6/2018 Monthly Report</i>
NC-HEC	07 Landscape	Pierre Landscape	2	1	<i>6/2018 Monthly Report</i>
NC-HEC	08 Struc Site Concrete	Demcon	6	1	<i>6/2018 Monthly Report</i>
NC-HEC	09 Structural Steel	ConXTech	2	0	<i>Compliance met; all contractor files closed</i>
NC-HEC	12 Lab Casing	ISEC	3	1	<i>6/2018 Monthly Report</i>
NC-HEC	13 Roofing	Roof Const.	2	1	<i>6/2018 Monthly Report</i>
NC-HEC	15 Glazing	Centex Glazing	2	0	<i>Compliance met; all contractor files closed</i>
NC-HEC	16 Doors Frm Hardware	Johnson Finch McClure	4	0	<i>N/A; all contractors relatively compliant</i>
NC-HEC	17 Paint	Everlast	1	1	<i>6/2018 Monthly Report</i>
NC-HEC	17 Paint	Hasson	1	1	<i>6/2018 Monthly Report</i>
NC-HEC	19 Metal Studs, Drywall, Insulation	Johnson Finch McClure	3	0	<i>N/A; all contractors relatively compliant</i>
NC-HEC	20 Tile	Continental Marble & Tile	1	0	<i>Compliance met; all contractor files closed</i>
NC-HEC	21 Specialties	Brady	1	0	<i>Compliance met; all contractor files closed</i>
NC-HEC	22 Signage	A Good Sign	1	1	<i>6/2018 Monthly Report</i>
NC-HEC	23 Window Treatment	Sheward & Sons	1	1	<i>6/2018 Monthly Report</i>
NC-HEC	26 Plumbing	Advance Plumbing	3	0	<i>Compliance met; all contractor files closed</i>
NC-HEC	27 HVAC	Jackson & Blanc	9	2	<i>6/2018 Monthly Report</i>
NC-HEC	28 Electrical	Baker Electric	8	1	<i>6/2018 Monthly Report</i>
NH-HEC	29 AV Equip.	Digital Networks	1	1	<i>6/2018 Monthly Report</i>
MSE	03 Demolition	Silverado	8	2	<i>6/2018 Monthly Report</i>
MSE	04 Cast-InPlace Conc	Pacific SW Structures	8	2	<i>6/2018 Monthly Report</i>
MSE	05 Steel	McMahon	3	1	<i>6/2018 Monthly Report</i>

PROJECT	BID PACKAGE #	General Contractor	Number of Contractors Within GC's Contract	Number of ACTIVE CONTRACTORS Deemed "NON-Compliant"	Most Recent Non-Compliance Issued Raised to GC / CM-at-Risk
MSE	06 Roofing	Best Contracting	1	1	6/2018 Monthly Report
MSE	07 Sheetmetal	EMS	2	0	N/A; all contractors relatively compliant
MSE	10 Metal Stud Framing.DryW	Performance	4	1	6/2018 Monthly Report
MSE	12 Ceilings	Preferred Ceilings	1	0	N/A; all contractors relatively compliant
MSE	14 Paint	All Source Coat	1	0	N/A; all contractors relatively compliant
MSE	15 Misc Specialties	IDEAS	7	2	6/2018 Monthly Report
MSE	16 Lab Casework	Dow Diversified	4	2	6/2018 Monthly Report
MSE	18 Fire Supp.	Bradshaw	1	1	6/2018 Monthly Report
MSE	19 Plumbing	UMEC	4	0	N/A; all contractors relatively compliant
MSE	20 HVAC	Control Air	12	2	6/2018 Monthly Report
MSE	21 Electric	Dynalectric	5	0	N/A; all contractors relatively compliant
MSE	22 Earthwork	FJ Willert	2	0	N/A; all contractors relatively compliant
MSE	23 Site Concrete	Team C	5	0	N/A; all contractors relatively compliant
MSE	25 Site Utility	Advance Plumbing	4	0	N/A; all contractors relatively compliant
Emergency Generator	N/A	Chula Vista Electric	4	0	N/A; all contractors relatively compliant
Utility Infrastructure and Hydronic Pipe Extension 1617-2022R	N/A	CCL	11	0	Compliance met; all contractor files closed
Fire Alarm & Network Integration	N/A	Chula Vista Elec	1	0	N/A; all contractors relatively compliant

EXHIBIT 1: WORKFORCE UTILIZATION REPORTS

Projects:

- Wellness Aquatics Increment 1 & 2 (Balfour Beatty)
- National City-Higher Education Center (Sundt)
- Math Science Engineering (Rudolph & Sletten)
- Emergency Generators (Chula Vista Electric)
- Fire Alarm & Network Integration (Chula Vista Electric)
- Utility Infrastructure and Hydronic Pipe Extension 1617-2022R (CCL) **CLOSED Q2**

Southwestern College - Wellness Aquatics Increment 1 and 2 Contracts
CBA Workforce Utilization Report [EXHIBIT 2]

REPORTING MONTH	CONTRACTORS	RATIO OF WEEKS REPORTED THIS MONTH	TOTAL NUMBER OF POSITIONS EMPLOYED	TOTAL NUMBER OF LOCAL-TO-COUNTY (RESIDENT) WORKERS	% of LOCAL-TO-COUNTY WORKERS FILLING POSITIONS	TOTAL NUMBER OF LOCAL-TO-SWC DISTRICT WORKERS	% of LOCAL-TO-SWC DISTRICT WORKERS FILLING POSITIONS
Mar-16	Concrete _ Conco Pumping	4 : 4	1	0	0%	0	0%
Apr-16	Concrete _ Conco Pumping	4 : 4	0	0	0%	0	0%
May-16	Concrete _ Conco Pumping	5 : 5	0	0	0%	0	0%
Jun-16	Concrete _ Conco Pumping	4 : 4	0	0	0%	0	0%
Jul-16	Concrete _ Conco Pumping	4 : 4	3	1	33%	0	0%
Aug-16	Concrete _ Conco Pumping	4 : 4	2	1	50%	0	0%
Sep-16	Concrete _ Conco Pumping	4 : 4	1	0	0%	0	0%
Oct-16	Concrete _ Conco Pumping	4 : 4	2	0	0%	0	0%
Nov-16	Concrete _ Conco Pumping	4 : 4	1	0	0%	0	0%
Dec-16	Concrete _ Conco Pumping	4 : 4	1	0	0%	0	0%
Jan-17	Concrete _ Conco Pumping	5 : 5	1	0	0%	0	0%
Feb-17	Concrete _ Conco Pumping	4 : 4	0	0	0%	0	0%
Mar-17	Concrete _ Conco Pumping	4 : 4	0	0	0%	0	0%
Apr-17	Concrete _ Conco Pumping	4 : 4	0	0	0%	0	0%
May-17	Concrete _ Conco Pumping	4 : 4	0	0	0%	0	0%
Jun-17	Concrete _ Conco Pumping	4 : 4	0	0	0%	0	0%
Jul-17	Concrete _ Conco Pumping	4 : 4	0	0	0%	0	0%
Aug-17	Concrete _ Conco Pumping	4 : 4	0	0	0%	0	0%
Sep-17	Concrete _ Conco Pumping	4 : 4	0	0	0%	0	0%
Oct-17	Concrete _ Conco Pumping	4 : 4	0	0	0%	0	0%
Nov-17	Concrete _ Conco Pumping	4 : 4	0	0	0%	0	0%
Dec-17	Concrete _ Conco Pumping	5 : 5	0	0	0%	0	0%
Jan-18	Concrete _ Conco Pumping	3 : 3	0	0	0%	0	0%
May-16	Concrete _ Courtney	3 : 3	4	4	100%	0	0%
Jun-16	Concrete _ Courtney	4 : 4	0	0	0%	0	0%
Jul-16	Concrete _ Courtney	4 : 4	0	0	0%	0	0%
Aug-16	Concrete _ Courtney	4 : 4	0	0	0%	0	0%
Sep-16	Concrete _ Courtney	4 : 4	1	0	0%	0	0%
Oct-16	Concrete _ Courtney	4 : 4	4	3	75%	0	0%
Nov-16	Concrete _ Courtney	4 : 4	2	0	0%	0	0%
Dec-16	Concrete _ Courtney	4 : 4	0	0	0%	0	0%
Jan-17	Concrete _ Courtney	5 : 5	1	0	0%	0	0%
Feb-17	Concrete _ Courtney	4 : 4	0	0	0%	0	0%
Mar-17	Concrete _ Courtney	4 : 4	1	1	100%	1	100%
Apr-17	Concrete _ Courtney	4 : 4	0	0	0%	0	0%
May-17	Concrete _ Courtney	4 : 4	2	1	50%	0	0%
Jun-17	Concrete _ Courtney	4 : 4	0	0	0%	0	0%
Jul-17	Concrete _ Courtney	4 : 4	0	0	0%	0	0%
Aug-17	Concrete _ Courtney	4 : 4	0	0	0%	0	0%
Sep-17	Concrete _ Courtney	4 : 4	0	0	0%	0	0%
Oct-17	Concrete _ Courtney	4 : 4	0	0	0%	0	0%
Nov-17	Concrete _ Courtney	4 : 4	0	0	0%	0	0%
Dec-17	Concrete _ Courtney	4 : 4	0	0	0%	0	0%
Jan-18	Concrete _ Courtney	4 : 4	0	0	0%	0	0%
Jul-16	Concrete _ Cut N Core	4 : 4	3	3	100%	3	100%
Aug-16	Concrete _ Cut N Core	4 : 4	0	0	0%	0	0%
Sep-16	Concrete _ Cut N Core	4 : 4	0	0	0%	0	0%
Oct-16	Concrete _ Cut N Core	4 : 4	0	0	0%	0	0%
Nov-16	Concrete _ Cut N Core	4 : 4	0	0	0%	0	0%
Dec-16	Concrete _ Cut N Core	5 : 5	0	0	0%	0	0%
Jan-17	Concrete _ Cut N Core	5 : 5	1	1	100%	1	100%
Feb-17	Concrete _ Cut N Core	4 : 4	0	0	0%	0	0%
Mar-17	Concrete _ Cut N Core	4 : 4	0	0	0%	0	0%
Apr-17	Concrete _ Cut N Core	4 : 4	0	0	0%	0	0%
May-17	Concrete _ Cut N Core	4 : 4	0	0	0%	0	0%
Jun-17	Concrete _ Cut N Core	4 : 4	0	0	0%	0	0%
Jul-17	Concrete _ Cut N Core	4 : 4	0	0	0%	0	0%
Aug-17	Concrete _ Cut N Core	4 : 4	0	0	0%	0	0%
Sep-17	Concrete _ Cut N Core	4 : 4	0	0	0%	0	0%
Oct-17	Concrete _ Cut N Core	4 : 4	0	0	0%	0	0%
Nov-17	Concrete _ Cut N Core	4 : 4	0	0	0%	0	0%
Dec-17	Concrete _ Cut N Core	5 : 5	0	0	0%	0	0%
Jan-18	Concrete _ Cut N Core	2 : 2	0	0	0%	0	0%
Aug-17	Concrete _ Cut N Core (sub to D&D)	4 : 4	1	1	100%	1	100%
Sep-17	Concrete _ Cut N Core (sub to D&D)	3 : 3	2	1	50%	1	100%
Mar-16	Concrete _ D&D Concrete	1 : 1	5	5	100%	2	40%
Apr-16	Concrete _ D&D Concrete	4 : 4	6	6	100%	0	0%
May-16	Concrete _ D&D Concrete	4 : 4	0	0	0%	0	0%
Jun-16	Concrete _ D&D Concrete	4 : 4	0	0	0%	0	0%
Jul-16	Concrete _ D&D Concrete	4 : 4	15	15	100%	3	20%
Aug-16	Concrete _ D&D Concrete	4 : 4	10	10	100%	1	10%

Southwestern College - Wellness Aquatics Increment 1 and 2 Contracts
CBA Workforce Utilization Report [EXHIBIT 2]

Sep-16	Concrete _ D&D Concrete	4 : 4	0	0	0%	0	0%
Oct-16	Concrete _ D&D Concrete	4 : 4	2	2	100%	1	50%
Nov-16	Concrete _ D&D Concrete	4 : 4	1	1	100%	0	0%
Dec-16	Concrete _ D&D Concrete	4 : 4	2	1	50%	0	0%
Jan-17	Concrete _ D&D Concrete	5 : 5	1	1	100%	1	100%
Feb-17	Concrete _ D&D Concrete	4 : 4	0	0	0%	0	0%
Mar-17	Concrete _ D&D Concrete	4 : 4	0	0	0%	0	0%
Apr-17	Concrete _ D&D Concrete	4 : 4	4	4	100%	2	50%
May-17	Concrete _ D&D Concrete	4 : 4	9	2	22%	0	0%
Jun-17	Concrete _ D&D Concrete	4 : 4	4	4	100%	1	25%
Jul-17	Concrete _ D&D Concrete	5 : 5	8	4	50%	1	25%
Aug-17	Concrete _ D&D Concrete	4 : 4	4	4	100%	1	25%
Sep-17	Concrete _ D&D Concrete	5 : 5	1	1	100%	1	100%
Oct-17	Concrete _ D&D Concrete	4 : 4	0	0	0%	0	0%
Nov-17	Concrete _ D&D Concrete	4 : 4	2	2	100%	1	50%
Dec-17	Concrete _ D&D Concrete	4 : 4	0	0	0%	0	0%
Jan-18	Concrete _ D&D Concrete	4 : 4	0	0	0%	0	0%
Feb-18	Concrete _ D&D Concrete	4 : 4	0	0	0%	0	0%
Mar-18	Concrete _ D&D Concrete	4 : 4	0	0	0%	0	0%
Feb-16	Concrete _ FJ Willert	1 : 1	1	0	0%	0	0%
Mar-16	Concrete _ FJ Willert	4 : 4	2	2	100%	1	50%
Apr-16	Concrete _ FJ Willert	4 : 4	2	1	50%	0	0%
May-16	Concrete _ FJ Willert	4 : 4	2	1	50%	0	0%
Jun-16	Concrete _ FJ Willert	4 : 4	5	5	100%	1	20%
Jul-16	Concrete _ FJ Willert	4 : 4	1	1	100%	0	0%
Aug-16	Concrete _ FJ Willert	4 : 4	5	5	100%	2	40%
Sep-16	Concrete _ FJ Willert	4 : 4	0	0	0%	0	0%
Oct-16	Concrete _ FJ Willert	4 : 4	9	8	89%	1	13%
Nov-16	Concrete _ FJ Willert	4 : 4	1	1	100%	0	0%
Dec-16	Concrete _ FJ Willert	5 : 5	0	0	0%	0	0%
Jan-17	Concrete _ FJ Willert	4 : 4	0	0	0%	0	0%
Feb-17	Concrete _ FJ Willert	4 : 4	0	0	0%	0	0%
Apr-17	Concrete _ FJ Willert (sub to D&D)	2 : 2	3	3	100%	0	0%
May-17	Concrete _ FJ Willert (sub to D&D)	4 : 4	3	3	100%	2	67%
Jun-17	Concrete _ FJ Willert (sub to D&D)	4 : 4	1	1	100%	1	100%
Jul-17	Concrete _ FJ Willert (sub to D&D)	4 : 4	0	0	0%	0	0%
Aug-17	Concrete _ FJ Willert (sub to D&D)	4 : 4	0	0	0%	0	0%
Sep-17	Concrete _ FJ Willert (sub to D&D)	4 : 4	0	0	0%	0	0%
Oct-17	Concrete _ FJ Willert (sub to D&D)	1 : 1	0	0	0%	0	0%
May-17	Concrete _ Merli (sub to D&D)	4 : 4	2	1	50%	1	100%
Jun-17	Concrete _ Merli (sub to D&D)	4 : 4	0	0	0%	0	0%
Jul-17	Concrete _ Merli (sub to D&D)	4 : 4	3	2	67%	1	50%
Aug-17	Concrete _ Merli (sub to D&D)	4 : 4	2	2	100%	0	0%
Sep-17	Concrete _ Merli (sub to D&D)	5 : 5	1	0	0%	0	0%
Oct-17	Concrete _ Merli (sub to D&D)	4 : 4	2	2	100%	0	0%
Nov-17	Concrete _ Merli (sub to D&D)	4 : 4	1	1	100%	0	0%
Dec-17	Concrete _ Merli (sub to D&D)	5 : 5	0	0	0%	0	0%
Jan-18	Concrete _ Merli (sub to D&D)	3 : 3	0	0	0%	0	0%
Apr-16	Concrete _ Marco Crane	2 : 2	7	4	57%	0	0%
May-16	Concrete _ Marco Crane	5 : 5	0	0	0%	0	0%
Jun-16	Concrete _ Marco Crane	4 : 4	0	0	0%	0	0%
Jul-16	Concrete _ Marco Crane	5 : 5	0	0	0%	0	0%
Aug-16	Concrete _ Marco Crane	4 : 4	0	0	0%	0	0%
Sep-16	Concrete _ Marco Crane	4 : 4	0	0	0%	0	0%
Oct-16	Concrete _ Marco Crane	4 : 4	0	0	0%	0	0%
Nov-16	Concrete _ Marco Crane	3 : 3	0	0	0%	0	0%
Sep-16	Concrete _ McMahon Steel	1 : 1	1	1	100%	0	0%
Oct-16	Concrete _ McMahon Steel	4 : 4	1	1	100%	1	100%
Nov-16	Concrete _ McMahon Steel	3 : 3	1	1	100%	1	100%
Feb-16	Concrete _ Minegar	4 : 4	5	3	60%	0	0%
Mar-16	Concrete _ Minegar	4 : 4	13	9	69%	3	33%
Apr-16	Concrete _ Minegar	4 : 4	3	2	67%	1	50%
May-16	Concrete _ Minegar	4 : 4	1	1	100%	0	0%
Jun-16	Concrete _ Minegar	4 : 4	11	8	73%	1	13%
Jul-16	Concrete _ Minegar	4 : 4	2	2	100%	1	50%
Aug-16	Concrete _ Minegar	4 : 4	5	4	80%	2	50%
Sep-16	Concrete _ Minegar	4 : 4	0	0	0%	0	0%
Oct-16	Concrete _ Minegar	4 : 4	1	1	100%	1	100%
Nov-16	Concrete _ Minegar	4 : 4	1	1	100%	0	0%
Dec-16	Concrete _ Minegar	4 : 4	1	0	0%	0	0%
Jan-17	Concrete _ Minegar	5 : 5	1	1	100%	0	0%
Feb-17	Concrete _ Minegar	4 : 4	0	0	0%	0	0%
Mar-17	Concrete _ Minegar	4 : 4	0	0	0%	0	0%
Apr-17	Concrete _ Minegar	5 : 5	1	1	100%	0	0%
May-17	Concrete _ Minegar	4 : 4	1	1	100%	0	0%
Jun-17	Concrete _ Minegar	4 : 4	0	0	0%	0	0%
Jul-17	Concrete _ Minegar	5 : 5	1	1	100%	0	0%
Aug-17	Concrete _ Minegar	4 : 4	0	0	0%	0	0%
Sep-17	Concrete _ Minegar	4 : 4	1	1	100%	0	0%

Southwestern College - Wellness Aquatics Increment 1 and 2 Contracts
CBA Workforce Utilization Report [EXHIBIT 2]

Oct-17	Concrete _ Minegar	4 : 4	0	0	0%	0	0%
Nov-17	Concrete _ Minegar	4 : 4	1	1	100%	1	100%
Dec-17	Concrete _ Minegar	5 : 5	0	0	0%	0	0%
Jan-18	Concrete _ Minegar	4 : 4	0	0	0%	0	0%
Feb-18	Concrete _ Minegar	4 : 4	0	0	0%	0	0%
Mar-18	Concrete _ Minegar	2 : 2	0	0	0%	0	0%
Sep-16	Concrete _ Mr. Crane	3 : 3	14	2	14%	1	50%
Oct-16	Concrete _ Mr. Crane	4 : 4	4	1	25%	0	0%
Nov-16	Concrete _ Mr. Crane	4 : 4	0	0	0%	0	0%
Oct-17	Concrete _ Surfacing Solutions	2 : 2	4	2	50%	2	100%
Nov-17	Concrete _ Surfacing Solutions	4 : 4	2	1	50%	1	100%
Dec-17	Concrete _ Surfacing Solutions	3 : 3	1	0	0%	0	0%
Mar-16	Concrete _ Pacific Steel Group	4 : 4	8	1	13%	0	0%
Apr-16	Concrete _ Pacific Steel Group	4 : 4	10	9	90%	3	33%
May-16	Concrete _ Pacific Steel Group	4 : 4	3	2	67%	1	50%
Jun-16	Concrete _ Pacific Steel Group	4 : 4	10	8	80%	4	50%
Jul-16	Concrete _ Pacific Steel Group	4 : 4	7	6	86%	4	67%
Aug-16	Concrete _ Pacific Steel Group	4 : 4	4	4	100%	0	0%
Sep-16	Concrete _ Pacific Steel Group	4 : 4	4	4	100%	2	50%
Oct-16	Concrete _ Pacific Steel Group	5 : 5	3	2	67%	0	0%
Nov-16	Concrete _ Pacific Steel Group	4 : 4	1	1	100%	0	0%
Dec-16	Concrete _ Pacific Steel Group	5 : 5	7	7	100%	3	43%
Jan-17	Concrete _ Pacific Steel Group	4 : 4	0	0	0%	0	0%
Feb-17	Concrete _ Pacific Steel Group	4 : 4	0	0	0%	0	0%
Mar-17	Concrete _ Pacific Steel Group	4 : 4	1	1	100%	0	0%
Apr-17	Concrete _ Pacific Steel Group	4 : 4	1	0	0%	0	0%
May-17	Concrete _ Pacific Steel Group	4 : 4	0	0	0%	0	0%
Jun-17	Concrete _ Pacific Steel Group	4 : 4	0	0	0%	0	0%
Jul-17	Concrete _ Pacific Steel Group	4 : 4	6	6	100%	2	33%
Aug-17	Concrete _ Pacific Steel Group	4 : 4	0	0	0%	0	0%
Sep-17	Concrete _ Pacific Steel Group	4 : 4	0	0	0%	0	0%
Oct-17	Concrete _ Pacific Steel Group	4 : 4	0	0	0%	0	0%
Nov-17	Concrete _ Pacific Steel Group	4 : 4	0	0	0%	0	0%
Dec-17	Concrete _ Pacific Steel Group	5 : 5	0	0	0%	0	0%
Jan-18	Concrete _ Pacific Steel Group	4 : 4	0	0	0%	0	0%
Feb-18	Concrete _ Pacific Steel Group	1 : 1	0	0	0%	0	0%
Jun-16	Earthwork _ Cut N Core	2 : 2	2	2	100%	2	100%
Jul-16	Earthwork _ Cut N Core	5 : 5	0	0	0%	0	0%
Aug-16	Earthwork _ Cut N Core	4 : 4	0	0	0%	0	0%
Sep-16	Earthwork _ Cut N Core	4 : 4	0	0	0%	0	0%
Oct-16	Earthwork _ Cut N Core	4 : 4	0	0	0%	0	0%
Nov-16	Earthwork _ Cut N Core	1 : 1	0	0	0%	0	0%
Aug-16	Earthwork _ Panorama	4 : 4	2	0	0%	0	0%
Sep-16	Earthwork _ Panorama	4 : 4	0	0	0%	0	0%
Oct-16	Earthwork _ Panorama	4 : 4	0	0	0%	0	0%
Aug-16	Earthwork _ Vance	2 : 2	8	0	0%	0	0%
Feb-16	Earthwork _All Clean Sweeing dba: D&N Sweeping	2 : 2	1	1	100%	0	0%
Mar-16	Earthwork _All Clean Sweeing dba: D&N Sweeping	1 : 1	0	0	0%	0	0%
Nov-17	Earthwork _Ambrit	1 : 1	6	6	100%	1	17%
Dec-17	Earthwork _Ambrit	1 : 1	0	0	0%	0	0%
Nov-15	Earthwork _FJ Willert	3 : 3	10	10	100%	2	20%
Dec-15	Earthwork _FJ Willert	5 : 5	11	10	91%	2	20%
Jan-16	Earthwork _FJ Willert	5 : 5	7	7	100%	3	43%
Feb-16	Earthwork _FJ Willert	4 : 4	7	6	86%	1	17%
Mar-16	Earthwork _FJ Willert	4 : 4	5	5	100%	0	0%
Apr-16	Earthwork _FJ Willert	4 : 4	1	1	100%	0	0%
May-16	Earthwork _FJ Willert	4 : 4	1	1	100%	0	0%
Jun-16	Earthwork _FJ Willert	4 : 4	7	7	100%	2	29%
Jul-16	Earthwork _FJ Willert	4 : 4	2	2	100%	0	0%
Aug-16	Earthwork _FJ Willert	5 : 5	4	4	100%	1	25%
Sep-16	Earthwork _FJ Willert	4 : 4	3	3	100%	1	33%
Oct-16	Earthwork _FJ Willert	4 : 4	4	3	75%	0	0%
Nov-16	Earthwork _FJ Willert	4 : 4	1	1	100%	0	0%
Dec-16	Earthwork _FJ Willert	5 : 5	1	1	100%	0	0%
Jan-17	Earthwork _FJ Willert	4 : 4	1	1	100%	0	0%
Feb-17	Earthwork _FJ Willert	4 : 4	0	0	0%	0	0%
Mar-17	Earthwork _FJ Willert	4 : 4	4	3	75%	0	0%
Apr-17	Earthwork _FJ Willert	5 : 5	7	7	100%	1	14%
May-17	Earthwork _FJ Willert	4 : 4	0	0	0%	0	0%
Jun-17	Earthwork _FJ Willert	4 : 4	4	4	100%	2	50%
Jul-17	Earthwork _FJ Willert	4 : 4	2	2	100%	1	50%
Aug-17	Earthwork _FJ Willert	4 : 4	0	0	0%	0	0%
Sep-17	Earthwork _FJ Willert	4 : 4	0	0	0%	0	0%
Oct-17	Earthwork _FJ Willert	4 : 4	0	0	0%	0	0%
Nov-17	Earthwork _FJ Willert	4 : 4	0	0	0%	0	0%
Dec-17	Earthwork _FJ Willert	5 : 5	2	2	100%	0	0%
Jan-18	Earthwork _FJ Willert	4 : 4	0	0	0%	0	0%
Feb-18	Earthwork _FJ Willert	4 : 4	0	0	0%	0	0%
Mar-18	Earthwork _FJ Willert	3 : 3	0	0	0%	0	0%

Southwestern College - Wellness Aquatics Increment 1 and 2 Contracts
CBA Workforce Utilization Report [EXHIBIT 2]

May-17	Earthwork_Penhall	1 : 1		1	1	100%	0	0%
Jun-17	Earthwork_Penhall	4 : 4		0	0	0%	0	0%
Jul-17	Earthwork_Penhall	4 : 4		0	0	0%	0	0%
Aug-17	Earthwork_Penhall	4 : 4		0	0	0%	0	0%
Sep-17	Earthwork_Penhall	4 : 4		0	0	0%	0	0%
Oct-17	Earthwork_Penhall	4 : 4		0	0	0%	0	0%
Nov-17	Earthwork_Penhall	4 : 4		0	0	0%	0	0%
Dec-17	Earthwork_Penhall	1 : 1		0	0	0%	0	0%
Aug-16	Earthwork_Pavement Recycling	1 : 1		1	0	0%	0	0%
Feb-16	Earthwork_Day & Night	1 : 1		1	1	100%	0	0%
Jul-17	Earthwork_RAP Engineering	3 : 3		10	10	100%	1	10%
Aug-17	Earthwork_RAP Engineering	4 : 4		0	0	0%	0	0%
Sep-17	Earthwork_RAP Engineering	4 : 4		0	0	0%	0	0%
Oct-17	Earthwork_RAP Engineering	4 : 4		0	0	0%	0	0%
Nov-17	Earthwork_RAP Engineering	4 : 4		6	6	100%	0	0%
Dec-17	Earthwork_RAP Engineering	4 : 4		0	0	0%	0	0%
Jan-18	Earthwork_RAP Engineering	2 : 2		0	0	0%	0	0%
Feb-16	Inc 2: BP 08-2 Aggregate Piers _ FJ Willert	1 : 1		1	0	0%	0	0%
Mar-16	Inc 2: BP 08-2 Aggregate Piers _ FJ Willert	4 : 4		2	2	100%	1	50%
Apr-16	Inc 2: BP 08-2 Aggregate Piers _ FJ Willert	4 : 4		6	5	83%	0	0%
Mar-16	Inc 2: BP 08-2 Aggregate Piers _ Hayward Baker	4 : 4		11	8	73%	2	25%
Apr-16	Inc 2: BP 08-2 Aggregate Piers _ Hayward Baker	4 : 4		0	0	0%	0	0%
Sep-16	Inc 2: BP 10-2 Steel _ Infinity Metals	1 : 1		1	1	100%	0	0%
Oct-16	Inc 2: BP 10-2 Steel _ Infinity Metals	4 : 4		5	5	100%	1	20%
Nov-16	Inc 2: BP 10-2 Steel _ Infinity Metals	4 : 4		1	0	0%	0	0%
Dec-16	Inc 2: BP 10-2 Steel _ Infinity Metals	4 : 4		2	1	50%	1	100%
Jan-17	Inc 2: BP 10-2 Steel _ Infinity Metals	5 : 5		0	0	0%	0	0%
Feb-17	Inc 2: BP 10-2 Steel _ Infinity Metals	4 : 4		0	0	0%	0	0%
Mar-17	Inc 2: BP 10-2 Steel _ Infinity Metals	4 : 4		0	0	0%	0	0%
Apr-17	Inc 2: BP 10-2 Steel _ Infinity Metals	1 : 1		0	0	0%	0	0%
Jun-16	Inc 2: BP 10-2 Steel _ Marco Crane	3 : 3		3	3	100%	1	33%
Jul-16	Inc 2: BP 10-2 Steel _ Marco Crane	4 : 4		0	0	0%	0	0%
Aug-16	Inc 2: BP 10-2 Steel _ Marco Crane	4 : 4		0	0	0%	0	0%
Sep-16	Inc 2: BP 10-2 Steel _ Marco Crane	4 : 4		0	0	0%	0	0%
Oct-16	Inc 2: BP 10-2 Steel _ Marco Crane	4 : 4		0	0	0%	0	0%
Nov-16	Inc 2: BP 10-2 Steel _ Marco Crane	4 : 4		4	4	100%	1	25%
Dec-16	Inc 2: BP 10-2 Steel _ Marco Crane	1 : 1		0	0	0%	0	0%
Jun-16	Inc 2: BP 10-2 Steel _ McMahon Steel	2 : 2		6	6	100%	4	67%
Jul-16	Inc 2: BP 10-2 Steel _ McMahon Steel	4 : 4		0	0	0%	0	0%
Aug-16	Inc 2: BP 10-2 Steel _ McMahon Steel	4 : 4		1	1	100%	1	100%
Sep-16	Inc 2: BP 10-2 Steel _ McMahon Steel	4 : 4		8	7	88%	7	100%
Oct-16	Inc 2: BP 10-2 Steel _ McMahon Steel	4 : 4		9	9	100%	8	89%
Nov-16	Inc 2: BP 10-2 Steel _ McMahon Steel	4 : 4		7	7	100%	5	71%
Dec-16	Inc 2: BP 10-2 Steel _ McMahon Steel	4 : 4		3	3	100%	3	100%
Jan-17	Inc 2: BP 10-2 Steel _ McMahon Steel	5 : 5		0	0	0%	0	0%
Feb-17	Inc 2: BP 10-2 Steel _ McMahon Steel	4 : 4		0	0	0%	0	0%
Mar-17	Inc 2: BP 10-2 Steel _ McMahon Steel	4 : 4		0	0	0%	0	0%
Apr-17	Inc 2: BP 10-2 Steel _ McMahon Steel	4 : 4		1	1	100%	1	100%
May-17	Inc 2: BP 10-2 Steel _ McMahon Steel	4 : 4		0	0	0%	0	0%
Jun-17	Inc 2: BP 10-2 Steel _ McMahon Steel	4 : 4		0	0	0%	0	0%
Jul-17	Inc 2: BP 10-2 Steel _ McMahon Steel	4 : 4		0	0	0%	0	0%
Aug-17	Inc 2: BP 10-2 Steel _ McMahon Steel	4 : 4		1	1	100%	1	100%
Sep-17	Inc 2: BP 10-2 Steel _ McMahon Steel	4 : 4		2	2	100%	2	100%
Oct-17	Inc 2: BP 10-2 Steel _ McMahon Steel	4 : 4		1	1	100%	1	100%
Nov-17	Inc 2: BP 10-2 Steel _ McMahon Steel	4 : 4		0	0	0%	0	0%
Dec-17	Inc 2: BP 10-2 Steel _ McMahon Steel	4 : 4		1	1	100%	1	100%
Jan-18	Inc 2: BP 10-2 Steel _ McMahon Steel	4 : 4		0	0	0%	0	0%
Feb-18	Inc 2: BP 10-2 Steel _ McMahon Steel	4 : 4		0	0	0%	0	0%
Mar-18	Inc 2: BP 10-2 Steel _ McMahon Steel	4 : 4		0	0	0%	0	0%
Apr-18	Inc 2: BP 10-2 Steel _ McMahon Steel	4 : 4		2	2	100%	2	100%
May-18	Inc 2: BP 10-2 Steel _ McMahon Steel	4 : 4		0	0	0%	0	0%
Jun-18	Inc 2: BP 10-2 Steel _ McMahon Steel	2 : 4	**	0	0	0%	0	0%
more...	Inc 2: BP 10-2 Steel _ McMahon Steel	:		0	0	0%	0	0%
Oct-16	Inc 2: BP 11-2 Sheetmetal _ Letner	4 : 4		1	0	0%	0	0%
Nov-16	Inc 2: BP 11-2 Sheetmetal _ Letner	4 : 4		1	0	0%	0	0%
Dec-16	Inc 2: BP 11-2 Sheetmetal _ Letner	4 : 4		1	0	0%	0	0%
Jan-17	Inc 2: BP 11-2 Sheetmetal _ Letner	4 : 4		0	0	0%	0	0%
Feb-17	Inc 2: BP 11-2 Sheetmetal _ Letner	4 : 4		0	0	0%	0	0%
Mar-17	Inc 2: BP 11-2 Sheetmetal _ Letner	4 : 4		2	2	100%	1	50%
Apr-17	Inc 2: BP 11-2 Sheetmetal _ Letner	4 : 4		2	0	0%	0	0%
May-17	Inc 2: BP 11-2 Sheetmetal _ Letner	4 : 4		1	1	100%	0	0%
Jun-17	Inc 2: BP 11-2 Sheetmetal _ Letner	4 : 4		0	0	0%	0	0%
Jul-17	Inc 2: BP 11-2 Sheetmetal _ Letner	4 : 4		4	2	50%	0	0%
Aug-17	Inc 2: BP 11-2 Sheetmetal _ Letner	5 : 5		5	5	100%	1	20%
Sep-17	Inc 2: BP 11-2 Sheetmetal _ Letner	4 : 4		1	0	0%	0	0%
Oct-17	Inc 2: BP 11-2 Sheetmetal _ Letner	4 : 4		3	0	0%	0	0%
Nov-17	Inc 2: BP 11-2 Sheetmetal _ Letner	4 : 4		3	0	0%	0	0%
Dec-17	Inc 2: BP 11-2 Sheetmetal _ Letner	4 : 4		0	0	0%	0	0%
Jan-18	Inc 2: BP 11-2 Sheetmetal _ Letner	5 : 5		0	0	0%	0	0%

Southwestern College - Wellness Aquatics Increment 1 and 2 Contracts
CBA Workforce Utilization Report [EXHIBIT 2]

Feb-18	Inc 2: BP 11-2 Sheetmetal _ Letner	4 : 4		0	0	0%	0	0%
Mar-18	Inc 2: BP 11-2 Sheetmetal _ Letner	2 : 2		0	0	0%	0	0%
May-17	Inc 2: BP 11-2 Sheetmetal _ Standard Drywall	4 : 4		4	0	0%	0	0%
Jun-17	Inc 2: BP 11-2 Sheetmetal _ Standard Drywall	4 : 4		1	0	0%	0	0%
Jul-17	Inc 2: BP 11-2 Sheetmetal _ Standard Drywall	4 : 4		0	0	0%	0	0%
Aug-17	Inc 2: BP 11-2 Sheetmetal _ Standard Drywall	4 : 4		0	0	0%	0	0%
Sep-17	Inc 2: BP 11-2 Sheetmetal _ Standard Drywall	4 : 4		0	0	0%	0	0%
Oct-17	Inc 2: BP 11-2 Sheetmetal _ Standard Drywall	4 : 4		0	0	0%	0	0%
Nov-17	Inc 2: BP 11-2 Sheetmetal _ Standard Drywall	4 : 5		1	0	0%	0	0%
Dec-17	Inc 2: BP 11-2 Sheetmetal _ Standard Drywall	3 : 3		0	0	0%	0	0%
Oct-16	Inc 2: BP 12-2 Roofing _ A Good Roofer	1 : 1		6	6	100%	3	50%
Nov-16	Inc 2: BP 12-2 Roofing _ A Good Roofer	4 : 4		4	4	100%	0	0%
Dec-16	Inc 2: BP 12-2 Roofing _ A Good Roofer	5 : 5		6	6	100%	3	50%
Jan-17	Inc 2: BP 12-2 Roofing _ A Good Roofer	5 : 5		1	0	0%	0	0%
Feb-17	Inc 2: BP 12-2 Roofing _ A Good Roofer	4 : 4		0	0	0%	0	0%
Mar-17	Inc 2: BP 12-2 Roofing _ A Good Roofer	4 : 4		5	5	100%	2	40%
Apr-17	Inc 2: BP 12-2 Roofing _ A Good Roofer	4 : 4		1	0	0%	0	0%
May-17	Inc 2: BP 12-2 Roofing _ A Good Roofer	4 : 4		1	1	100%	0	0%
Jun-17	Inc 2: BP 12-2 Roofing _ A Good Roofer	4 : 4		0	0	0%	0	0%
Jul-17	Inc 2: BP 12-2 Roofing _ A Good Roofer	4 : 4		0	0	0%	0	0%
Aug-17	Inc 2: BP 12-2 Roofing _ A Good Roofer	4 : 4		0	0	0%	0	0%
Sep-17	Inc 2: BP 12-2 Roofing _ A Good Roofer	4 : 4		0	0	0%	0	0%
Oct-17	Inc 2: BP 12-2 Roofing _ A Good Roofer	4 : 4		0	0	0%	0	0%
Nov-17	Inc 2: BP 12-2 Roofing _ A Good Roofer	4 : 4		0	0	0%	0	0%
Dec-17	Inc 2: BP 12-2 Roofing _ A Good Roofer	5 : 5		0	0	0%	0	0%
Jan-18	Inc 2: BP 12-2 Roofing _ A Good Roofer	2 : 2		1	1	100%	0	0%
Nov-16	Inc 2: BP 13-2 General _ Alcal	2 : 2		2	2	100%	1	50%
Dec-16	Inc 2: BP 13-2 General _ Alcal	4 : 4		2	2	100%	1	50%
Jan-17	Inc 2: BP 13-2 General _ Alcal	4 : 4		2	2	100%	2	100%
Feb-17	Inc 2: BP 13-2 General _ Alcal	4 : 4		0	0	0%	0	0%
Mar-17	Inc 2: BP 13-2 General _ Alcal	4 : 4		0	0	0%	0	0%
Apr-17	Inc 2: BP 13-2 General _ Alcal	4 : 4		5	0	0%	0	0%
May-17	Inc 2: BP 13-2 General _ Alcal	4 : 4		0	0	0%	0	0%
Jun-17	Inc 2: BP 13-2 General _ Alcal	4 : 4		0	0	0%	0	0%
Jul-17	Inc 2: BP 13-2 General _ Alcal	4 : 4		0	0	0%	0	0%
Aug-17	Inc 2: BP 13-2 General _ Alcal	4 : 4		0	0	0%	0	0%
Sep-17	Inc 2: BP 13-2 General _ Alcal	4 : 4		0	0	0%	0	0%
Oct-17	Inc 2: BP 13-2 General _ Alcal	4 : 4		0	0	0%	0	0%
Nov-17	Inc 2: BP 13-2 General _ Alcal	4 : 4		0	0	0%	0	0%
Dec-17	Inc 2: BP 13-2 General _ Alcal	5 : 5		0	0	0%	0	0%
Jan-18	Inc 2: BP 13-2 General _ Alcal	4 : 4		0	0	0%	0	0%
Feb-18	Inc 2: BP 13-2 General _ Alcal	4 : 4		0	0	0%	0	0%
Mar-18	Inc 2: BP 13-2 General _ Alcal	4 : 4		0	0	0%	0	0%
Apr-18	Inc 2: BP 13-2 General _ Alcal	4 : 4		0	0	0%	0	0%
Jan-17	Inc 2: BP 13-2 General _ Alert	3 : 3		3	0	0%	0	0%
Feb-17	Inc 2: BP 13-2 General _ Alert	4 : 4		0	0	0%	0	0%
Mar-17	Inc 2: BP 13-2 General _ Alert	4 : 4		0	0	0%	0	0%
Apr-17	Inc 2: BP 13-2 General _ Alert	4 : 4		0	0	0%	0	0%
May-17	Inc 2: BP 13-2 General _ Alert	4 : 4		0	0	0%	0	0%
Jun-17	Inc 2: BP 13-2 General _ Alert	5 : 5		1	0	0%	0	0%
Jul-16	Inc 2: BP 13-2 General _ Brady	2 : 2		1	1	100%	1	100%
Aug-16	Inc 2: BP 13-2 General _ Brady	5 : 5		0	0	0%	0	0%
Sep-16	Inc 2: BP 13-2 General _ Brady	4 : 4		1	1	100%	1	100%
Oct-16	Inc 2: BP 13-2 General _ Brady	4 : 4		5	5	100%	2	40%
Nov-16	Inc 2: BP 13-2 General _ Brady	4 : 4		10	8	80%	6	75%
Dec-16	Inc 2: BP 13-2 General _ Brady	4 : 4		12	5	42%	1	20%
Jan-17	Inc 2: BP 13-2 General _ Brady	5 : 5		20	18	90%	12	67%
Feb-17	Inc 2: BP 13-2 General _ Brady	4 : 4		15	13	87%	5	38%
Mar-17	Inc 2: BP 13-2 General _ Brady	4 : 4		12	10	83%	5	50%
Apr-17	Inc 2: BP 13-2 General _ Brady	4 : 4		32	26	81%	14	54%
May-17	Inc 2: BP 13-2 General _ Brady	4 : 4		16	15	94%	6	40%
Jun-17	Inc 2: BP 13-2 General _ Brady	4 : 4		4	4	100%	0	0%
Jul-17	Inc 2: BP 13-2 General _ Brady	4 : 4		5	5	100%	1	20%
Aug-17	Inc 2: BP 13-2 General _ Brady	4 : 4		4	4	100%	2	50%
Sep-17	Inc 2: BP 13-2 General _ Brady	4 : 4		6	6	100%	1	17%
Oct-17	Inc 2: BP 13-2 General _ Brady	4 : 4		4	4	100%	1	25%
Nov-17	Inc 2: BP 13-2 General _ Brady	4 : 4		2	2	100%	1	50%
Dec-17	Inc 2: BP 13-2 General _ Brady	4 : 4		5	5	100%	2	40%
Jan-18	Inc 2: BP 13-2 General _ Brady	4 : 4		2	2	100%	1	50%
Feb-18	Inc 2: BP 13-2 General _ Brady	4 : 4		0	0	0%	0	0%
Mar-18	Inc 2: BP 13-2 General _ Brady	4 : 4		0	0	0%	0	0%
Apr-18	Inc 2: BP 13-2 General _ Brady	4 : 4		0	0	0%	0	0%
May-18	Inc 2: BP 13-2 General _ Brady	1 : 4	**	0	0	0%	0	0%
Oct-16	Inc 2: BP 13-2 General _ Commercial Scaffold	5 : 5		3	3	100%	0	0%
Nov-16	Inc 2: BP 13-2 General _ Commercial Scaffold	4 : 4		0	0	0%	0	0%
Dec-16	Inc 2: BP 13-2 General _ Commercial Scaffold	4 : 4		1	1	100%	0	0%
Jan-17	Inc 2: BP 13-2 General _ Commercial Scaffold	4 : 4		5	4	80%	1	25%
Feb-17	Inc 2: BP 13-2 General _ Commercial Scaffold	4 : 4		4	3	75%	0	0%
Mar-17	Inc 2: BP 13-2 General _ Commercial Scaffold	4 : 4		5	4	80%	0	0%

Southwestern College - Wellness Aquatics Increment 1 and 2 Contracts
CBA Workforce Utilization Report [EXHIBIT 2]

Apr-17	Inc 2: BP 13-2 General _ Commercial Scaffold	5 : 5		1	0	0%	0	0%
May-17	Inc 2: BP 13-2 General _ Commercial Scaffold	4 : 4		2	2	100%	1	50%
Jun-17	Inc 2: BP 13-2 General _ Commercial Scaffold	4 : 4		4	3	75%	0	0%
Jul-17	Inc 2: BP 13-2 General _ Commercial Scaffold	4 : 4		0	0	0%	0	0%
Aug-17	Inc 2: BP 13-2 General _ Commercial Scaffold	4 : 4		0	0	0%	0	0%
Sep-17	Inc 2: BP 13-2 General _ Commercial Scaffold	4 : 4		0	0	0%	0	0%
Oct-17	Inc 2: BP 13-2 General _ Commercial Scaffold	5 : 5		0	0	0%	0	0%
Nov-17	Inc 2: BP 13-2 General _ Commercial Scaffold	3 : 3		0	0	0%	0	0%
Jul-16	Inc 2: BP 13-2 General _ Electro Specialty Sys	1 : 1		2	2	100%	0	0%
Aug-16	Inc 2: BP 13-2 General _ Electro Specialty Sys	4 : 4		5	5	100%	1	20%
Sep-16	Inc 2: BP 13-2 General _ Electro Specialty Sys	4 : 4		0	0	0%	0	0%
Oct-16	Inc 2: BP 13-2 General _ Electro Specialty Sys	4 : 4		0	0	0%	0	0%
Nov-16	Inc 2: BP 13-2 General _ Electro Specialty Sys	4 : 4		0	0	0%	0	0%
Dec-16	Inc 2: BP 13-2 General _ Electro Specialty Sys	5 : 5		0	0	0%	0	0%
Jan-17	Inc 2: BP 13-2 General _ Electro Specialty Sys	5 : 5		0	0	0%	0	0%
Feb-17	Inc 2: BP 13-2 General _ Electro Specialty Sys	4 : 4		0	0	0%	0	0%
Mar-17	Inc 2: BP 13-2 General _ Electro Specialty Sys	4 : 4		0	0	0%	0	0%
Apr-17	Inc 2: BP 13-2 General _ Electro Specialty Sys	4 : 4		0	0	0%	0	0%
May-17	Inc 2: BP 13-2 General _ Electro Specialty Sys	4 : 4		0	0	0%	0	0%
Jun-17	Inc 2: BP 13-2 General _ Electro Specialty Sys	4 : 4		1	1	100%	0	0%
Jul-17	Inc 2: BP 13-2 General _ Electro Specialty Sys	4 : 4		0	0	0%	0	0%
Aug-17	Inc 2: BP 13-2 General _ Electro Specialty Sys	4 : 4		0	0	0%	0	0%
Sep-17	Inc 2: BP 13-2 General _ Electro Specialty Sys	4 : 4		0	0	0%	0	0%
Oct-17	Inc 2: BP 13-2 General _ Electro Specialty Sys	4 : 4		0	0	0%	0	0%
Nov-17	Inc 2: BP 13-2 General _ Electro Specialty Sys	4 : 4		1	1	100%	1	100%
Dec-17	Inc 2: BP 13-2 General _ Electro Specialty Sys	5 : 5		1	1	100%	1	100%
Jan-18	Inc 2: BP 13-2 General _ Electro Specialty Sys	4 : 4		0	0	0%	0	0%
Feb-18	Inc 2: BP 13-2 General _ Electro Specialty Sys	3 : 3		0	0	0%	0	0%
Feb-18	Inc 2: BP 13-2 General _ Kindness GC	1 : 1		1	0	0%	0	0%
Nov-16	Inc 2: BP 13-2 General _ Final Cleaning Solutions	1 : 1		1	0	0%	0	0%
Dec-16	Inc 2: BP 13-2 General _ Final Cleaning Solutions	4 : 4		1	1	100%	0	0%
Jan-17	Inc 2: BP 13-2 General _ Final Cleaning Solutions	4 : 4		3	0	0%	0	0%
Feb-17	Inc 2: BP 13-2 General _ Final Cleaning Solutions	4 : 4		1	0	0%	0	0%
Mar-17	Inc 2: BP 13-2 General _ Final Cleaning Solutions	4 : 4		0	0	0%	0	0%
Apr-17	Inc 2: BP 13-2 General _ Final Cleaning Solutions	4 : 4		1	0	0%	0	0%
May-17	Inc 2: BP 13-2 General _ Final Cleaning Solutions	4 : 4		1	1	100%	0	0%
Jun-17	Inc 2: BP 13-2 General _ Final Cleaning Solutions	4 : 4		0	0	0%	0	0%
Jul-17	Inc 2: BP 13-2 General _ Final Cleaning Solutions	4 : 4		3	0	0%	0	0%
Aug-17	Inc 2: BP 13-2 General _ Final Cleaning Solutions	4 : 4		1	0	0%	0	0%
Sep-17	Inc 2: BP 13-2 General _ Final Cleaning Solutions	4 : 4		0	0	0%	0	0%
Oct-17	Inc 2: BP 13-2 General _ Final Cleaning Solutions	4 : 4		7	6	86%	2	33%
Nov-17	Inc 2: BP 13-2 General _ Final Cleaning Solutions	4 : 4		2	1	50%	0	0%
Dec-17	Inc 2: BP 13-2 General _ Final Cleaning Solutions	4 : 4		3	0	0%	0	0%
Jan-18	Inc 2: BP 13-2 General _ Final Cleaning Solutions	4 : 4		1	0	0%	0	0%
Feb-18	Inc 2: BP 13-2 General _ Final Cleaning Solutions	4 : 4		0	0	0%	0	0%
Mar-18	Inc 2: BP 13-2 General _ Final Cleaning Solutions	4 : 4		0	0	0%	0	0%
Apr-18	Inc 2: BP 13-2 General _ Final Cleaning Solutions	4 : 4		0	0	0%	0	0%
May-18	Inc 2: BP 13-2 General _ Final Cleaning Solutions	3 : 4	**	0	0	0%	0	0%
May-17	Inc 2: BP 13-2 General _ Karcher	2 : 2		2	2	100%	0	0%
Jun-17	Inc 2: BP 13-2 General _ Karcher	2 : 2		0	0	0%	0	0%
Jul-17	Inc 2: BP 13-2 General _ Karcher	4 : 4		0	0	0%	0	0%
Aug-17	Inc 2: BP 13-2 General _ Karcher	4 : 4		0	0	0%	0	0%
Sep-17	Inc 2: BP 13-2 General _ Karcher	4 : 4		0	0	0%	0	0%
Oct-16	Inc 2: BP 13-2 General _ Marco Crane	1 : 1		4	4	100%	0	0%
Dec-16	Inc 2: BP 13-2 General _ Simmons & Wood	3 : 3		1	1	100%	0	0%
Jan-17	Inc 2: BP 13-2 General _ Simmons & Wood	4 : 4		1	1	100%	0	0%
Feb-17	Inc 2: BP 13-2 General _ Simmons & Wood	4 : 4		1	1	100%	0	0%
Mar-17	Inc 2: BP 13-2 General _ Simmons & Wood	4 : 4		0	0	0%	0	0%
Apr-17	Inc 2: BP 13-2 General _ Simmons & Wood	4 : 4		2	2	100%	0	0%
May-17	Inc 2: BP 13-2 General _ Simmons & Wood	4 : 4		3	3	100%	0	0%
Jun-17	Inc 2: BP 13-2 General _ Simmons & Wood	4 : 4		1	1	100%	1	100%
Jul-17	Inc 2: BP 13-2 General _ Simmons & Wood	4 : 4		1	1	100%	0	0%
Aug-17	Inc 2: BP 13-2 General _ Simmons & Wood	5 : 5		0	0	0%	0	0%
Sep-17	Inc 2: BP 13-2 General _ Simmons & Wood	4 : 4		0	0	0%	0	0%
Oct-17	Inc 2: BP 13-2 General _ Simmons & Wood	4 : 4		1	1	100%	0	0%
Nov-17	Inc 2: BP 13-2 General _ Simmons & Wood	4 : 4		0	0	0%	0	0%
Dec-17	Inc 2: BP 13-2 General _ Simmons & Wood	4 : 4		0	0	0%	0	0%
Jan-18	Inc 2: BP 13-2 General _ Simmons & Wood	4 : 4		0	0	0%	0	0%
Feb-18	Inc 2: BP 13-2 General _ Simmons & Wood	4 : 4		0	0	0%	0	0%
Mar-18	Inc 2: BP 13-2 General _ Simmons & Wood	4 : 4		0	0	0%	0	0%
Jun-17	Inc 2: BP 13-2 General _ Sunstate	1 : 1		3	0	0%	0	0%
Jul-17	Inc 2: BP 13-2 General _ Sunstate	5 : 5		0	0	0%	0	0%
Aug-17	Inc 2: BP 13-2 General _ Sunstate	4 : 4		0	0	0%	0	0%
Sep-17	Inc 2: BP 13-2 General _ Sunstate	4 : 4		0	0	0%	0	0%
Oct-17	Inc 2: BP 13-2 General _ Sunstate	2 : 2		0	0	0%	0	0%
Apr-17	Inc 2: BP 13-2 General _ Superior Door	1 : 1		3	3	100%	0	0%
May-17	Inc 2: BP 13-2 General _ Superior Door	4 : 4		0	0	0%	0	0%
Jun-17	Inc 2: BP 13-2 General _ Superior Door	4 : 4		0	0	0%	0	0%
Jul-17	Inc 2: BP 13-2 General _ Superior Door	4 : 4		0	0	0%	0	0%

Southwestern College - Wellness Aquatics Increment 1 and 2 Contracts
CBA Workforce Utilization Report [EXHIBIT 2]

Aug-17	Inc 2: BP 13-2 General _ Superior Door	4 : 4		0	0	0%	0	0%
Sep-17	Inc 2: BP 13-2 General _ Superior Door	4 : 4		0	0	0%	0	0%
Oct-17	Inc 2: BP 13-2 General _ Superior Door	4 : 4		0	0	0%	0	0%
Nov-17	Inc 2: BP 13-2 General _ Superior Door	2 : 2		1	1	100%	1	100%
Oct-16	Inc 2: BP 13-2 General _ TL Shields	2 : 2		2	0	0%	0	0%
Nov-16	Inc 2: BP 13-2 General _ TL Shields	4 : 4		0	0	0%	0	0%
Dec-16	Inc 2: BP 13-2 General _ TL Shields	4 : 4		0	0	0%	0	0%
Jan-17	Inc 2: BP 13-2 General _ TL Shields	4 : 4		0	0	0%	0	0%
Feb-17	Inc 2: BP 13-2 General _ TL Shields	4 : 4		0	0	0%	0	0%
Mar-17	Inc 2: BP 13-2 General _ TL Shields	4 : 4		1	0	0%	0	0%
Apr-17	Inc 2: BP 13-2 General _ TL Shields	4 : 4		0	0	0%	0	0%
May-17	Inc 2: BP 13-2 General _ TL Shields	4 : 4		1	0	0%	0	0%
Jun-17	Inc 2: BP 13-2 General _ TL Shields	4 : 4		0	0	0%	0	0%
Jul-17	Inc 2: BP 13-2 General _ TL Shields	5 : 5		0	0	0%	0	0%
Aug-17	Inc 2: BP 13-2 General _ TL Shields	3 : 4		0	0	0%	0	0%
Sep-17	Inc 2: BP 13-2 General _ TL Shields	4 : 4		0	0	0%	0	0%
Oct-17	Inc 2: BP 13-2 General _ TL Shields	5 : 5		1	0	0%	0	0%
Nov-17	Inc 2: BP 13-2 General _ TL Shields	4 : 4		0	0	0%	0	0%
Dec-17	Inc 2: BP 13-2 General _ TL Shields	3 : 3		0	0	0%	0	0%
Nov-16	Inc 2: BP 14-2 Glazing _ Center Glass	4 : 4		2	2	100%	1	50%
Dec-16	Inc 2: BP 14-2 Glazing _ Center Glass	4 : 4		2	2	100%	0	0%
Jan-17	Inc 2: BP 14-2 Glazing _ Center Glass	5 : 5		0	0	0%	0	0%
Feb-17	Inc 2: BP 14-2 Glazing _ Center Glass	4 : 4		8	8	100%	2	25%
Mar-17	Inc 2: BP 14-2 Glazing _ Center Glass	4 : 4		0	0	0%	0	0%
Apr-17	Inc 2: BP 14-2 Glazing _ Center Glass	4 : 4		0	0	0%	0	0%
May-17	Inc 2: BP 14-2 Glazing _ Center Glass	4 : 4		0	0	0%	0	0%
Jun-17	Inc 2: BP 14-2 Glazing _ Center Glass	4 : 4		0	0	0%	0	0%
Jul-17	Inc 2: BP 14-2 Glazing _ Center Glass	4 : 4		2	2	100%	1	50%
Aug-17	Inc 2: BP 14-2 Glazing _ Center Glass	4 : 4		0	0	0%	0	0%
Sep-17	Inc 2: BP 14-2 Glazing _ Center Glass	4 : 4		0	0	0%	0	0%
Oct-17	Inc 2: BP 14-2 Glazing _ Center Glass	5 : 5		0	0	0%	0	0%
Nov-17	Inc 2: BP 14-2 Glazing _ Center Glass	4 : 4		0	0	0%	0	0%
Dec-17	Inc 2: BP 14-2 Glazing _ Center Glass	5 : 5		0	0	0%	0	0%
Jan-18	Inc 2: BP 14-2 Glazing _ Center Glass	4 : 4		0	0	0%	0	0%
Feb-18	Inc 2: BP 14-2 Glazing _ Center Glass	4 : 4		0	0	0%	0	0%
Mar-18	Inc 2: BP 14-2 Glazing _ Center Glass	4 : 4		0	0	0%	0	0%
Apr-18	Inc 2: BP 14-2 Glazing _ Center Glass	4 : 4		0	0	0%	0	0%
May-18	Inc 2: BP 14-2 Glazing _ Center Glass	3 : 3		0	0	0%	0	0%
Mar-17	Inc 2: BP 14-2 Glazing _ DSM	3 : 3		1	0	0%	0	0%
Apr-17	Inc 2: BP 14-2 Glazing _ DSM	4 : 4		0	0	0%	0	0%
May-17	Inc 2: BP 14-2 Glazing _ DSM	4 : 4		2	1	50%	0	0%
Jun-17	Inc 2: BP 14-2 Glazing _ DSM	4 : 4		0	0	0%	0	0%
Jul-17	Inc 2: BP 14-2 Glazing _ DSM	4 : 4		7	7	100%	3	43%
Aug-17	Inc 2: BP 14-2 Glazing _ DSM	4 : 4		1	0	0%	0	0%
Sep-17	Inc 2: BP 14-2 Glazing _ DSM	4 : 4		0	0	0%	0	0%
Mar-17	Inc 2: BP 15-2 Carp Fin _ Cabinet Installations	1 : 1		3	3	100%	0	0%
Apr-17	Inc 2: BP 15-2 Carp Fin _ Cabinet Installations	4 : 4		2	2	100%	2	100%
May-17	Inc 2: BP 15-2 Carp Fin _ Cabinet Installations	4 : 4		1	1	100%	0	0%
Jun-17	Inc 2: BP 15-2 Carp Fin _ Cabinet Installations	4 : 4		1	1	100%	0	0%
Jul-17	Inc 2: BP 15-2 Carp Fin _ Cabinet Installations	4 : 4		4	2	50%	1	50%
Aug-17	Inc 2: BP 15-2 Carp Fin _ Cabinet Installations	4 : 4		0	0	0%	0	0%
Sep-17	Inc 2: BP 15-2 Carp Fin _ Cabinet Installations	4 : 4		2	1	50%	0	0%
Oct-17	Inc 2: BP 15-2 Carp Fin _ Cabinet Installations	4 : 4		4	2	50%	1	50%
Apr-17	Inc 2: BP 16-2 Tile _ Inland Pac Tile	3 : 3		3	1	33%	0	0%
May-17	Inc 2: BP 16-2 Tile _ Inland Pac Tile	4 : 4		15	15	100%	6	40%
Jun-17	Inc 2: BP 16-2 Tile _ Inland Pac Tile	4 : 4		5	3	60%	2	67%
Jul-17	Inc 2: BP 16-2 Tile _ Inland Pac Tile	4 : 4		2	0	0%	0	0%
Aug-17	Inc 2: BP 16-2 Tile _ Inland Pac Tile	4 : 4		0	0	0%	0	0%
Sep-17	Inc 2: BP 16-2 Tile _ Inland Pac Tile	4 : 4		1	0	0%	0	0%
Oct-17	Inc 2: BP 16-2 Tile _ Inland Pac Tile	1 : 1		0	0	0%	0	0%
Aug-17	Inc 2: BP 17-2 Flooring _ MS Rouse	4 : 4		7	3	43%	2	67%
Sep-17	Inc 2: BP 17-2 Flooring _ MS Rouse	4 : 4		6	6	100%	3	50%
Oct-17	Inc 2: BP 17-2 Flooring _ MS Rouse	4 : 4		0	0	0%	0	0%
Nov-17	Inc 2: BP 17-2 Flooring _ MS Rouse	4 : 4		2	0	0%	0	0%
Dec-17	Inc 2: BP 17-2 Flooring _ MS Rouse	4 : 4		0	0	0%	0	0%
Jan-18	Inc 2: BP 17-2 Flooring _ MS Rouse	4 : 4		0	0	0%	0	0%
Feb-18	Inc 2: BP 17-2 Flooring _ MS Rouse	4 : 4		0	0	0%	0	0%
Mar-18	Inc 2: BP 17-2 Flooring _ MS Rouse	4 : 4		0	0	0%	0	0%
Apr-18	Inc 2: BP 17-2 Flooring _ MS Rouse	4 : 4		0	0	0%	0	0%
Mar-17	Inc 2: BP 18-2 _ ISEC	3 : 3		2	2	100%	0	0%
Apr-17	Inc 2: BP 18-2 _ ISEC	5 : 5		3	3	100%	0	0%
May-17	Inc 2: BP 18-2 _ ISEC	4 : 4		4	4	100%	2	50%
Jun-17	Inc 2: BP 18-2 _ ISEC	4 : 4		5	4	80%	0	0%
Jul-17	Inc 2: BP 18-2 _ ISEC	5 : 5		0	0	0%	0	0%
Aug-17	Inc 2: BP 18-2 _ ISEC	4 : 4		1	1	100%	0	0%
Sep-17	Inc 2: BP 18-2 _ ISEC	4 : 4		3	3	100%	1	33%
Oct-17	Inc 2: BP 18-2 _ ISEC	5 : 5		0	0	0%	0	0%

Southwestern College - Wellness Aquatics Increment 1 and 2 Contracts
CBA Workforce Utilization Report [EXHIBIT 2]

Nov-17	Inc 2: BP 18-2 _ ISEC	4 : 4	0	0	0%	0	0%
Dec-17	Inc 2: BP 18-2 _ ISEC	5 : 5	1	1	100%	0	0%
Jan-18	Inc 2: BP 18-2 _ ISEC	4 : 4	0	0	0%	0	0%
Feb-18	Inc 2: BP 18-2 _ ISEC	4 : 4	0	0	0%	0	0%
Mar-18	Inc 2: BP 18-2 _ ISEC	4 : 4	0	0	0%	0	0%
Apr-18	Inc 2: BP 18-2 _ ISEC	4 : 4	0	0	0%	0	0%
Jun-17	Inc 2: BP 18-2 _ Diversified Window Coverings	3 : 3	2	2	100%	0	0%
Jul-17	Inc 2: BP 18-2 _ Diversified Window Coverings	4 : 4	0	0	0%	0	0%
Aug-17	Inc 2: BP 18-2 _ Diversified Window Coverings	4 : 4	2	2	100%	0	0%
Sep-17	Inc 2: BP 18-2 _ Diversified Window Coverings	4 : 4	0	0	0%	0	0%
Oct-17	Inc 2: BP 18-2 _ Diversified Window Coverings	4 : 4	1	1	100%	0	0%
Nov-17	Inc 2: BP 18-2 _ Diversified Window Coverings	3 : 3	0	0	0%	0	0%
Jul-17	Inc 2: BP 19-2 _ McWll Sports Surfaces	2 : 2	3	0	0%	0	0%
Aug-17	Inc 2: BP 19-2 _ McWll Sports Surfaces	4 : 4	0	0	0%	0	0%
Sep-17	Inc 2: BP 19-2 _ McWll Sports Surfaces	4 : 4	8	0	0%	0	0%
Oct-17	Inc 2: BP 19-2 _ McWll Sports Surfaces	4 : 4	3	0	0%	0	0%
Nov-17	Inc 2: BP 19-2 _ McWll Sports Surfaces	4 : 4	1	0	0%	0	0%
Dec-17	Inc 2: BP 19-2 _ McWll Sports Surfaces	4 : 4	0	0	0%	0	0%
Aug-17	Inc 2: BP 20-2 _ Gym Tek Inc	4 : 4	4	0	0%	0	0%
Sep-17	Inc 2: BP 20-2 _ Gym Tek Inc	4 : 4	0	0	0%	0	0%
Oct-17	Inc 2: BP 20-2 _ Gym Tek Inc	4 : 4	5	0	0%	0	0%
Nov-17	Inc 2: BP 20-2 _ Gym Tek Inc	4 : 4	1	0	0%	0	0%
Dec-17	Inc 2: BP 20-2 _ Gym Tek Inc	4 : 4	0	0	0%	0	0%
Jul-16	Inc 2: BP 22-2 Fire Protection_ Schmidt	3 : 3	1	1	100%	1	100%
Aug-16	Inc 2: BP 22-2 Fire Protection_ Schmidt	4 : 4	1	1	100%	0	0%
Sep-16	Inc 2: BP 22-2 Fire Protection_ Schmidt	4 : 4	0	0	0%	0	0%
Oct-16	Inc 2: BP 22-2 Fire Protection_ Schmidt	4 : 4	0	0	0%	0	0%
Nov-16	Inc 2: BP 22-2 Fire Protection_ Schmidt	4 : 4	2	2	100%	0	0%
Dec-16	Inc 2: BP 22-2 Fire Protection_ Schmidt	4 : 4	0	0	0%	0	0%
Jan-17	Inc 2: BP 22-2 Fire Protection_ Schmidt	4 : 4	1	1	100%	1	100%
Feb-17	Inc 2: BP 22-2 Fire Protection_ Schmidt	4 : 4	4	4	100%	1	25%
Mar-17	Inc 2: BP 22-2 Fire Protection_ Schmidt	4 : 4	1	1	100%	0	0%
Apr-17	Inc 2: BP 22-2 Fire Protection_ Schmidt	4 : 4	1	1	100%	0	0%
May-17	Inc 2: BP 22-2 Fire Protection_ Schmidt	4 : 4	0	0	0%	0	0%
Jun-17	Inc 2: BP 22-2 Fire Protection_ Schmidt	4 : 4	2	2	100%	1	50%
Jul-17	Inc 2: BP 22-2 Fire Protection_ Schmidt	4 : 4	3	3	100%	0	0%
Aug-17	Inc 2: BP 22-2 Fire Protection_ Schmidt	4 : 4	1	1	100%	1	100%
Sep-17	Inc 2: BP 22-2 Fire Protection_ Schmidt	4 : 4	1	0	0%	0	0%
Oct-17	Inc 2: BP 22-2 Fire Protection_ Schmidt	4 : 4	0	0	0%	0	0%
Nov-17	Inc 2: BP 22-2 Fire Protection_ Schmidt	4 : 4	0	0	0%	0	0%
Dec-17	Inc 2: BP 22-2 Fire Protection_ Schmidt	5 : 5	0	0	0%	0	0%
Jan-18	Inc 2: BP 22-2 Fire Protection_ Schmidt	3 : 3	0	0	0%	0	0%
Apr-17	Inc 2: BP 22-2 Fire Protection_ Cut N Core	4 : 4	1	1	100%	1	100%
May-17	Inc 2: BP 22-2 Fire Protection_ Cut N Core	4 : 4	0	0	0%	0	0%
Jun-17	Inc 2: BP 22-2 Fire Protection_ Cut N Core	4 : 4	0	0	0%	0	0%
Jul-17	Inc 2: BP 22-2 Fire Protection_ Cut N Core	3 : 3	0	0	0%	0	0%
Sep-16	Inc 2: BP 23-2 Plumbing _ Cut N Core	1 : 1	1	1	100%	1	100%
Jan-17	Inc 2: BP 23-2 Plumbing _ Cut N Core	4 : 4	1	1	100%	1	100%
Feb-17	Inc 2: BP 23-2 Plumbing _ Cut N Core	4 : 4	0	0	0%	0	0%
Mar-17	Inc 2: BP 23-2 Plumbing _ Cut N Core	4 : 4	2	2	100%	1	50%
Apr-17	Inc 2: BP 23-2 Plumbing _ Cut N Core	4 : 4	1	1	100%	0	0%
May-17	Inc 2: BP 23-2 Plumbing _ Cut N Core	4 : 4	0	0	0%	0	0%
Jun-17	Inc 2: BP 23-2 Plumbing _ Cut N Core	4 : 4	0	0	0%	0	0%
Jul-17	Inc 2: BP 23-2 Plumbing _ Cut N Core	4 : 4	0	0	0%	0	0%
Aug-17	Inc 2: BP 23-2 Plumbing _ Cut N Core	4 : 4	0	0	0%	0	0%
Sep-17	Inc 2: BP 23-2 Plumbing _ Cut N Core	4 : 4	0	0	0%	0	0%
Oct-17	Inc 2: BP 23-2 Plumbing _ Cut N Core	3 : 3	0	0	0%	0	0%
May-16	Inc 2: BP 23-2 Plumbing _ Interpipe	2 : 2	7	7	100%	2	29%
Jun-16	Inc 2: BP 23-2 Plumbing _ Interpipe	4 : 4	1	1	100%	0	0%
Jul-16	Inc 2: BP 23-2 Plumbing _ Interpipe	4 : 4	1	1	100%	0	0%
Aug-16	Inc 2: BP 23-2 Plumbing _ Interpipe	5 : 5	0	0	0%	0	0%
Sep-16	Inc 2: BP 23-2 Plumbing _ Interpipe	4 : 4	0	0	0%	0	0%
Oct-16	Inc 2: BP 23-2 Plumbing _ Interpipe	4 : 4	1	0	0%	0	0%
Nov-16	Inc 2: BP 23-2 Plumbing _ Interpipe	4 : 4	6	6	100%	1	17%
Dec-16	Inc 2: BP 23-2 Plumbing _ Interpipe	4 : 4	5	5	100%	1	20%
Jan-17	Inc 2: BP 23-2 Plumbing _ Interpipe	5 : 5	9	9	100%	1	11%
Feb-17	Inc 2: BP 23-2 Plumbing _ Interpipe	4 : 4	5	5	100%	1	20%
Mar-17	Inc 2: BP 23-2 Plumbing _ Interpipe	4 : 4	7	7	100%	2	29%
Apr-17	Inc 2: BP 23-2 Plumbing _ Interpipe	4 : 4	2	2	100%	1	50%
May-17	Inc 2: BP 23-2 Plumbing _ Interpipe	4 : 4	0	0	0%	0	0%
Jun-17	Inc 2: BP 23-2 Plumbing _ Interpipe	4 : 4	1	1	100%	0	0%
Jul-17	Inc 2: BP 23-2 Plumbing _ Interpipe	4 : 4	0	0	0%	0	0%
Aug-17	Inc 2: BP 23-2 Plumbing _ Interpipe	4 : 4	0	0	0%	0	0%
Sep-17	Inc 2: BP 23-2 Plumbing _ Interpipe	4 : 4	0	0	0%	0	0%
Oct-17	Inc 2: BP 23-2 Plumbing _ Interpipe	4 : 4	0	0	0%	0	0%
Nov-17	Inc 2: BP 23-2 Plumbing _ Interpipe	4 : 4	0	0	0%	0	0%
Dec-17	Inc 2: BP 23-2 Plumbing _ Interpipe	4 : 4	0	0	0%	0	0%
Jan-18	Inc 2: BP 23-2 Plumbing _ Interpipe	5 : 5	0	0	0%	0	0%
Feb-18	Inc 2: BP 23-2 Plumbing _ Interpipe	4 : 4	0	0	0%	0	0%

Southwestern College - Wellness Aquatics Increment 1 and 2 Contracts
CBA Workforce Utilization Report [EXHIBIT 2]

Mar-18	Inc 2: BP 23-2 Plumbing _ Interpipe	4 : 4		0	0	0%	0	0%
Apr-18	Inc 2: BP 23-2 Plumbing _ Interpipe	4 : 4		0	0	0%	0	0%
May-18	Inc 2: BP 23-2 Plumbing _ Interpipe	1 : 1		3	3	100%	1	33%
Mar-17	Inc 2: BP 23-2 Plumbing _ Farwest	2 : 2		2	2	100%	1	50%
Apr-17	Inc 2: BP 23-2 Plumbing _ Farwest	4 : 4		1	1	100%	0	0%
Feb-17	Inc 2: BP 23-2 Plumbing _ Tri County Insulation	4 : 4		3	3	100%	0	0%
Mar-17	Inc 2: BP 23-2 Plumbing _ Tri County Insulation	4 : 4		0	0	0%	0	0%
Apr-17	Inc 2: BP 23-2 Plumbing _ Tri County Insulation	4 : 4		1	1	100%	0	0%
May-17	Inc 2: BP 23-2 Plumbing _ Tri County Insulation	4 : 4		0	0	0%	0	0%
Jun-17	Inc 2: BP 23-2 Plumbing _ Tri County Insulation	4 : 4		0	0	0%	0	0%
Jul-17	Inc 2: BP 23-2 Plumbing _ Tri County Insulation	4 : 4		1	1	100%	1	100%
Aug-17	Inc 2: BP 23-2 Plumbing _ Tri County Insulation	4 : 4		0	0	0%	0	0%
Sep-17	Inc 2: BP 23-2 Plumbing _ Tri County Insulation	4 : 4		0	0	0%	0	0%
Oct-17	Inc 2: BP 23-2 Plumbing _ Tri County Insulation	1 : 1		0	0	0%	0	0%
Jul-16	Inc 2: BP 24-2 HVAC _ Control Air	3 : 3		1	1	100%	0	0%
Aug-16	Inc 2: BP 24-2 HVAC _ Control Air	5 : 5		3	3	100%	0	0%
Sep-16	Inc 2: BP 24-2 HVAC _ Control Air	4 : 4		0	0	0%	0	0%
Oct-16	Inc 2: BP 24-2 HVAC _ Control Air	4 : 4		2	1	50%	0	0%
Nov-16	Inc 2: BP 24-2 HVAC _ Control Air	4 : 4		7	7	100%	2	29%
Dec-16	Inc 2: BP 24-2 HVAC _ Control Air	4 : 4		3	3	100%	0	0%
Jan-17	Inc 2: BP 24-2 HVAC _ Control Air	5 : 5		6	5	83%	0	0%
Feb-17	Inc 2: BP 24-2 HVAC _ Control Air	4 : 4		2	2	100%	1	50%
Mar-17	Inc 2: BP 24-2 HVAC _ Control Air	4 : 4		4	4	100%	2	50%
Apr-17	Inc 2: BP 24-2 HVAC _ Control Air	4 : 4		1	1	100%	0	0%
May-17	Inc 2: BP 24-2 HVAC _ Control Air	4 : 4		0	0	0%	0	0%
Jun-17	Inc 2: BP 24-2 HVAC _ Control Air	4 : 4		0	0	0%	0	0%
Jul-17	Inc 2: BP 24-2 HVAC _ Control Air	4 : 4		0	0	0%	0	0%
Aug-17	Inc 2: BP 24-2 HVAC _ Control Air	5 : 5		0	0	0%	0	0%
Sep-17	Inc 2: BP 24-2 HVAC _ Control Air	4 : 4		2	2	100%	0	0%
Oct-17	Inc 2: BP 24-2 HVAC _ Control Air	4 : 4		1	1	100%	0	0%
Nov-17	Inc 2: BP 24-2 HVAC _ Control Air	4 : 4		2	2	100%	0	0%
Dec-17	Inc 2: BP 24-2 HVAC _ Control Air	4 : 4		0	0	0%	0	0%
Jan-18	Inc 2: BP 24-2 HVAC _ Control Air	4 : 4		3	3	100%	1	33%
Feb-18	Inc 2: BP 24-2 HVAC _ Control Air	4 : 4		0	0	0%	0	0%
Mar-18	Inc 2: BP 24-2 HVAC _ Control Air	4 : 4		0	0	0%	0	0%
Apr-18	Inc 2: BP 24-2 HVAC _ Control Air	4 : 4		1	0	0%	0	0%
May-18	Inc 2: BP 24-2 HVAC _ Control Air	2 : 4	**	0	0	0%	0	0%
Nov-16	Inc 2: BP 24-2 HVAC _ Baker	4 : 4		1	1	100%	0	0%
Dec-16	Inc 2: BP 24-2 HVAC _ Baker	4 : 4		0	0	0%	0	0%
Jan-17	Inc 2: BP 24-2 HVAC _ Baker	5 : 5		3	3	100%	0	0%
Feb-17	Inc 2: BP 24-2 HVAC _ Baker	4 : 4		2	1	50%	0	0%
Mar-17	Inc 2: BP 24-2 HVAC _ Baker	4 : 4		0	0	0%	0	0%
Apr-17	Inc 2: BP 24-2 HVAC _ Baker	4 : 4		4	4	100%	0	0%
May-17	Inc 2: BP 24-2 HVAC _ Baker	4 : 4		2	2	100%	0	0%
Jun-17	Inc 2: BP 24-2 HVAC _ Baker	4 : 4		0	0	0%	0	0%
Jul-17	Inc 2: BP 24-2 HVAC _ Baker	4 : 4		0	0	0%	0	0%
Aug-17	Inc 2: BP 24-2 HVAC _ Baker	4 : 4		4	3	75%	2	67%
Sep-17	Inc 2: BP 24-2 HVAC _ Baker	4 : 4		0	0	0%	0	0%
Oct-17	Inc 2: BP 24-2 HVAC _ Baker	4 : 4		0	0	0%	0	0%
Nov-17	Inc 2: BP 24-2 HVAC _ Baker	4 : 4		0	0	0%	0	0%
Dec-17	Inc 2: BP 24-2 HVAC _ Baker	4 : 4		0	0	0%	0	0%
Jan-18	Inc 2: BP 24-2 HVAC _ Baker	4 : 4		0	0	0%	0	0%
Feb-18	Inc 2: BP 24-2 HVAC _ Baker	4 : 4		0	0	0%	0	0%
Mar-18	Inc 2: BP 24-2 HVAC _ Baker	3 : 3		0	0	0%	0	0%
Sep-17	Inc 2: BP 24-2 HVAC _ Balance America	1 : 1		6	6	100%	0	0%
Oct-17	Inc 2: BP 24-2 HVAC _ Balance America	4 : 4		3	3	100%	0	0%
Nov-17	Inc 2: BP 24-2 HVAC _ Balance America	4 : 4		0	0	0%	0	0%
Dec-17	Inc 2: BP 24-2 HVAC _ Balance America	4 : 4		0	0	0%	0	0%
Jan-18	Inc 2: BP 24-2 HVAC _ Balance America	1 : 1		0	0	0%	0	0%
Nov-16	Inc 2: BP 24-2 HVAC _ Bragg Crane	2 : 2		3	3	100%	0	0%
Dec-16	Inc 2: BP 24-2 HVAC _ Bragg Crane	4 : 4		3	3	100%	1	33%
Jan-17	Inc 2: BP 24-2 HVAC _ Bragg Crane	4 : 4		0	0	0%	0	0%
Feb-17	Inc 2: BP 24-2 HVAC _ Bragg Crane	4 : 4		0	0	0%	0	0%
Mar-17	Inc 2: BP 24-2 HVAC _ Bragg Crane	4 : 4		0	0	0%	0	0%
Apr-17	Inc 2: BP 24-2 HVAC _ Bragg Crane	4 : 4		1	1	100%	0	0%
May-17	Inc 2: BP 24-2 HVAC _ Bragg Crane	4 : 4		0	0	0%	0	0%
Jun-17	Inc 2: BP 24-2 HVAC _ Bragg Crane	4 : 4		0	0	0%	0	0%
Feb-17	Inc 2: BP 24-2 HVAC _ Canyon Insulation	3 : 3		2	1	50%	0	0%
Mar-17	Inc 2: BP 24-2 HVAC _ Canyon Insulation	4 : 4		0	0	0%	0	0%
Apr-17	Inc 2: BP 24-2 HVAC _ Canyon Insulation	4 : 4		0	0	0%	0	0%
May-17	Inc 2: BP 24-2 HVAC _ Canyon Insulation	4 : 4		0	0	0%	0	0%
Jun-17	Inc 2: BP 24-2 HVAC _ Canyon Insulation	4 : 4		0	0	0%	0	0%
Jul-17	Inc 2: BP 24-2 HVAC _ Canyon Insulation	4 : 4		0	0	0%	0	0%
Aug-17	Inc 2: BP 24-2 HVAC _ Canyon Insulation	4 : 4		0	0	0%	0	0%
Sep-17	Inc 2: BP 24-2 HVAC _ Canyon Insulation	4 : 4		0	0	0%	0	0%
Oct-17	Inc 2: BP 24-2 HVAC _ Canyon Insulation	4 : 4		0	0	0%	0	0%
Nov-17	Inc 2: BP 24-2 HVAC _ Canyon Insulation	4 : 4		1	1	100%	0	0%
Dec-17	Inc 2: BP 24-2 HVAC _ Canyon Insulation	4 : 4		0	0	0%	0	0%

Southwestern College - Wellness Aquatics Increment 1 and 2 Contracts
CBA Workforce Utilization Report [EXHIBIT 2]

Jan-18	Inc 2: BP 24-2 HVAC_ Canyon Insulation	4 : 4	0	0	0%	0	0%
Feb-18	Inc 2: BP 24-2 HVAC_ Canyon Insulation	4 : 4	0	0	0%	0	0%
Mar-18	Inc 2: BP 24-2 HVAC_ Canyon Insulation	4 : 4	0	0	0%	0	0%
Mar-17	Inc 2: BP 24-2 HVAC_ Commercial Scaffold	1 : 1	2	2	100%	0	0%
Dec-16	Inc 2: BP 24-2 HVAC_ Cut N Core	2 : 2	1	1	100%	1	100%
Jan-17	Inc 2: BP 24-2 HVAC_ Cut N Core	4 : 4	1	1	100%	1	100%
Feb-17	Inc 2: BP 24-2 HVAC_ Cut N Core	4 : 4	0	0	0%	0	0%
Mar-17	Inc 2: BP 24-2 HVAC_ Cut N Core	4 : 4	0	0	0%	0	0%
Apr-17	Inc 2: BP 24-2 HVAC_ Cut N Core	4 : 4	0	0	0%	0	0%
May-17	Inc 2: BP 24-2 HVAC_ Cut N Core	4 : 4	0	0	0%	0	0%
Jun-17	Inc 2: BP 24-2 HVAC_ Cut N Core	4 : 4	0	0	0%	0	0%
Jul-17	Inc 2: BP 24-2 HVAC_ Cut N Core	2 : 2	0	0	0%	0	0%
Jan-17	Inc 2: BP 24-2 HVAC_ Performance Contracting	3 : 3	2	2	100%	0	0%
Feb-17	Inc 2: BP 24-2 HVAC_ Performance Contracting	4 : 4	3	3	100%	1	33%
Mar-17	Inc 2: BP 24-2 HVAC_ Performance Contracting	4 : 4	2	2	100%	0	0%
Apr-17	Inc 2: BP 24-2 HVAC_ Performance Contracting	4 : 4	0	0	0%	0	0%
May-17	Inc 2: BP 24-2 HVAC_ Performance Contracting	4 : 4	0	0	0%	0	0%
Jun-17	Inc 2: BP 24-2 HVAC_ Performance Contracting	4 : 4	0	0	0%	0	0%
Jul-17	Inc 2: BP 24-2 HVAC_ Performance Contracting	4 : 4	2	2	100%	0	0%
Aug-17	Inc 2: BP 24-2 HVAC_ Performance Contracting	4 : 4	1	1	100%	1	100%
Sep-17	Inc 2: BP 24-2 HVAC_ Performance Contracting	4 : 4	0	0	0%	0	0%
Oct-17	Inc 2: BP 24-2 HVAC_ Performance Contracting	4 : 4	0	0	0%	0	0%
Nov-17	Inc 2: BP 24-2 HVAC_ Performance Contracting	4 : 4	0	0	0%	0	0%
Dec-17	Inc 2: BP 24-2 HVAC_ Performance Contracting	4 : 4	3	2	67%	0	0%
Jan-18	Inc 2: BP 24-2 HVAC_ Performance Contracting	4 : 4	0	0	0%	0	0%
Feb-18	Inc 2: BP 24-2 HVAC_ Performance Contracting	4 : 4	0	0	0%	0	0%
May-16	Inc 2: BP 25-2 Electrical_ Kendrick Excavation	3 : 3	1	1	100%	1	100%
Jun-16	Inc 2: BP 25-2 Electrical_ Kendrick Excavation	4 : 4	0	0	0%	0	0%
Jul-16	Inc 2: BP 25-2 Electrical_ Kendrick Excavation	4 : 4	0	0	0%	0	0%
Aug-16	Inc 2: BP 25-2 Electrical_ Kendrick Excavation	4 : 4	1	1	100%	1	100%
Sep-16	Inc 2: BP 25-2 Electrical_ Kendrick Excavation	4 : 4	0	0	0%	0	0%
Oct-16	Inc 2: BP 25-2 Electrical_ Kendrick Excavation	4 : 4	1	1	100%	0	0%
Nov-16	Inc 2: BP 25-2 Electrical_ Kendrick Excavation	4 : 4	0	0	0%	0	0%
Dec-16	Inc 2: BP 25-2 Electrical_ Kendrick Excavation	4 : 4	0	0	0%	0	0%
Jan-17	Inc 2: BP 25-2 Electrical_ Kendrick Excavation	5 : 5	0	0	0%	0	0%
Feb-17	Inc 2: BP 25-2 Electrical_ Kendrick Excavation	4 : 4	0	0	0%	0	0%
Mar-17	Inc 2: BP 25-2 Electrical_ Kendrick Excavation	4 : 4	0	0	0%	0	0%
Apr-17	Inc 2: BP 25-2 Electrical_ Kendrick Excavation	4 : 4	0	0	0%	0	0%
May-17	Inc 2: BP 25-2 Electrical_ Kendrick Excavation	4 : 4	0	0	0%	0	0%
Jun-17	Inc 2: BP 25-2 Electrical_ Kendrick Excavation	4 : 4	0	0	0%	0	0%
Jul-17	Inc 2: BP 25-2 Electrical_ Kendrick Excavation	4 : 4	1	1	100%	0	0%
Aug-17	Inc 2: BP 25-2 Electrical_ Kendrick Excavation	4 : 4	0	0	0%	0	0%
Sep-17	Inc 2: BP 25-2 Electrical_ Kendrick Excavation	4 : 4	1	1	100%	0	0%
Oct-17	Inc 2: BP 25-2 Electrical_ Kendrick Excavation	2 : 2	0	0	0%	0	0%
Mar-17	Inc 2: BP 25-2 Electrical_ ESS	2 : 2	2	2	100%	1	50%
Apr-17	Inc 2: BP 25-2 Electrical_ ESS	4 : 4	0	0	0%	0	0%
May-17	Inc 2: BP 25-2 Electrical_ ESS	4 : 4	1	1	100%	0	0%
Jun-17	Inc 2: BP 25-2 Electrical_ ESS	2 : 4	1	1	100%	0	0%
Jul-17	Inc 2: BP 25-2 Electrical_ ESS	4 : 4	0	0	0%	0	0%
Aug-17	Inc 2: BP 25-2 Electrical_ ESS	4 : 4	0	0	0%	0	0%
Sep-17	Inc 2: BP 25-2 Electrical_ ESS	4 : 4	0	0	0%	0	0%
Oct-17	Inc 2: BP 25-2 Electrical_ ESS	4 : 4	0	0	0%	0	0%
Nov-17	Inc 2: BP 25-2 Electrical_ ESS	4 : 4	2	2	100%	1	50%
Dec-17	Inc 2: BP 25-2 Electrical_ ESS	5 : 5	2	2	100%	0	0%
Jan-18	Inc 2: BP 25-2 Electrical_ ESS	4 : 4	0	0	0%	0	0%
Feb-18	Inc 2: BP 25-2 Electrical_ ESS	4 : 4	0	0	0%	0	0%
Mar-18	Inc 2: BP 25-2 Electrical_ ESS	5 : 5	0	0	0%	0	0%
Apr-18	Inc 2: BP 25-2 Electrical_ ESS	2 : 2	1	0	0%	0	0%
Apr-17	Inc 2: BP 25-2 Electrical_ Digital Networks	1 : 1	1	1	100%	0	0%
May-17	Inc 2: BP 25-2 Electrical_ Digital Networks	4 : 4	2	2	100%	0	0%
Jun-17	Inc 2: BP 25-2 Electrical_ Digital Networks	4 : 4	2	0	0%	0	0%
Jul-17	Inc 2: BP 25-2 Electrical_ Digital Networks	4 : 4	2	0	0%	0	0%
Aug-17	Inc 2: BP 25-2 Electrical_ Digital Networks	4 : 4	0	0	0%	0	0%
Sep-17	Inc 2: BP 25-2 Electrical_ Digital Networks	4 : 4	0	0	0%	0	0%
Oct-17	Inc 2: BP 25-2 Electrical_ Digital Networks	4 : 4	0	0	0%	0	0%
Nov-17	Inc 2: BP 25-2 Electrical_ Digital Networks	4 : 4	1	1	100%	1	100%
Dec-17	Inc 2: BP 25-2 Electrical_ Digital Networks	4 : 4	0	0	0%	0	0%
Sep-16	Inc 2: BP 25-2 Electrical_ Merli	3 : 3	1	0	0%	0	0%
Jan-17	Inc 2: BP 25-2 Electrical_ Merli	4 : 4	2	2	100%	2	100%
Feb-17	Inc 2: BP 25-2 Electrical_ Merli	4 : 4	0	0	0%	0	0%
Mar-17	Inc 2: BP 25-2 Electrical_ Merli	4 : 4	0	0	0%	0	0%
Apr-17	Inc 2: BP 25-2 Electrical_ Merli	4 : 4	1	1	100%	0	0%
May-17	Inc 2: BP 25-2 Electrical_ Merli	4 : 4	0	0	0%	0	0%
Jun-17	Inc 2: BP 25-2 Electrical_ Merli	4 : 4	0	0	0%	0	0%
Jul-17	Inc 2: BP 25-2 Electrical_ Merli	4 : 4	0	0	0%	0	0%
Aug-17	Inc 2: BP 25-2 Electrical_ Merli	4 : 4	0	0	0%	0	0%
Sep-17	Inc 2: BP 25-2 Electrical_ Merli	4 : 4	0	0	0%	0	0%
Oct-17	Inc 2: BP 25-2 Electrical_ Merli	4 : 4	0	0	0%	0	0%
Nov-17	Inc 2: BP 25-2 Electrical_ Merli	4 : 4	0	0	0%	0	0%

Southwestern College - Wellness Aquatics Increment 1 and 2 Contracts
CBA Workforce Utilization Report [EXHIBIT 2]

May-16	Inc 2: BP 25-2 Electrical _ Morrow Meadows	3 : 3		4	4	100%	1	25%
Jun-16	Inc 2: BP 25-2 Electrical _ Morrow Meadows	4 : 4		7	7	100%	1	14%
Jul-16	Inc 2: BP 25-2 Electrical _ Morrow Meadows	4 : 4		3	2	67%	0	0%
Aug-16	Inc 2: BP 25-2 Electrical _ Morrow Meadows	5 : 5		7	6	86%	0	0%
Sep-16	Inc 2: BP 25-2 Electrical _ Morrow Meadows	4 : 4		2	2	100%	0	0%
Oct-16	Inc 2: BP 25-2 Electrical _ Morrow Meadows	4 : 4		0	0	0%	0	0%
Nov-16	Inc 2: BP 25-2 Electrical _ Morrow Meadows	4 : 4		0	0	0%	0	0%
Dec-16	Inc 2: BP 25-2 Electrical _ Morrow Meadows	4 : 4		2	2	100%	1	50%
Jan-17	Inc 2: BP 25-2 Electrical _ Morrow Meadows	5 : 5		2	2	100%	2	100%
Feb-17	Inc 2: BP 25-2 Electrical _ Morrow Meadows	4 : 4		4	4	100%	2	50%
Mar-17	Inc 2: BP 25-2 Electrical _ Morrow Meadows	4 : 4		4	4	100%	1	25%
Apr-17	Inc 2: BP 25-2 Electrical _ Morrow Meadows	4 : 4		1	1	100%	0	0%
May-17	Inc 2: BP 25-2 Electrical _ Morrow Meadows	4 : 4		8	8	100%	2	25%
Jun-17	Inc 2: BP 25-2 Electrical _ Morrow Meadows	4 : 4		10	5	50%	2	40%
Jul-17	Inc 2: BP 25-2 Electrical _ Morrow Meadows	4 : 4		0	0	0%	0	0%
Aug-17	Inc 2: BP 25-2 Electrical _ Morrow Meadows	4 : 4		4	4	100%	1	25%
Sep-17	Inc 2: BP 25-2 Electrical _ Morrow Meadows	4 : 4		0	0	0%	0	0%
Oct-17	Inc 2: BP 25-2 Electrical _ Morrow Meadows	4 : 4		0	0	0%	0	0%
Nov-17	Inc 2: BP 25-2 Electrical _ Morrow Meadows	4 : 4		1	0	0%	0	0%
Dec-17	Inc 2: BP 25-2 Electrical _ Morrow Meadows	5 : 5		1	1	100%	1	100%
Jan-18	Inc 2: BP 25-2 Electrical _ Morrow Meadows	4 : 4		0	0	0%	0	0%
Feb-18	Inc 2: BP 25-2 Electrical _ Morrow Meadows	4 : 4		1	1	100%	0	0%
Mar-18	Inc 2: BP 25-2 Electrical _ Morrow Meadows	4 : 4		0	0	0%	0	0%
Apr-18	Inc 2: BP 25-2 Electrical _ Morrow Meadows	5 : 5		2	1	50%	0	0%
more...	Inc 2: BP 25-2 Electrical _ Morrow Meadows							
Sep-16	Inc 2: BP 26-2 Landscape _ Marina Landscape	4 : 4		1	0	0%	0	0%
Mar-17	Inc 2: BP 26-2 Landscape _ Marina Landscape	5 : 5		0	0	0%	0	0%
Apr-17	Inc 2: BP 26-2 Landscape _ Marina Landscape	4 : 4		0	0	0%	0	0%
May-17	Inc 2: BP 26-2 Landscape _ Marina Landscape	4 : 4		4	1	25%	1	100%
Jun-17	Inc 2: BP 26-2 Landscape _ Marina Landscape	4 : 4		0	0	0%	0	0%
Jul-17	Inc 2: BP 26-2 Landscape _ Marina Landscape	4 : 4		1	0	0%	0	0%
Aug-17	Inc 2: BP 26-2 Landscape _ Marina Landscape	4 : 4		0	0	0%	0	0%
Sep-17	Inc 2: BP 26-2 Landscape _ Marina Landscape	4 : 4		3	0	0%	0	0%
Oct-17	Inc 2: BP 26-2 Landscape _ Marina Landscape	4 : 4		1	1	100%	1	100%
Nov-17	Inc 2: BP 26-2 Landscape _ Marina Landscape	4 : 4		0	0	0%	0	0%
Dec-17	Inc 2: BP 26-2 Landscape _ Marina Landscape	4 : 4		0	0	0%	0	0%
Jan-18	Inc 2: BP 26-2 Landscape _ Marina Landscape	4 : 4		7	1	14%	0	0%
Feb-18	Inc 2: BP 26-2 Landscape _ Marina Landscape	4 : 4		4	3	75%	1	33%
Mar-18	Inc 2: BP 26-2 Landscape _ Marina Landscape	4 : 4		1	0	0%	0	0%
Apr-18	Inc 2: BP 26-2 Landscape _ Marina Landscape	4 : 4		3	2	67%	1	50%
May-18	Inc 2: BP 26-2 Landscape _ Marina Landscape	3 : 4		4	1	25%	0	0%
Jun-18	Inc 2: BP 26-2 Landscape _ Marina Landscape	0 : 4	**	0	0	0%	0	0%
more...	Inc 2: BP 26-2 Landscape _ Marina Landscape					0%	0	0%
Sep-17	Inc 2: BP 27-2 _ Mike Russell	2 : 2		1	0	0%	0	0%
Oct-17	Inc 2: BP 27-2 _ Mike Russell	2 : 2	**	7	3	43%	3	100%
...more	Inc 2: BP 27-2 _ Mike Russell					0%	0	0%
Mar-16	Increment 1 – 05-1 UG Wet Utilities_ Bob's Crane	4 : 4		2	2	100%	0	0%
Apr-16	Increment 1 – 05-1 UG Wet Utilities_ Bob's Crane	4 : 4		0	0	0%	0	0%
May-16	Increment 1 – 05-1 UG Wet Utilities_ Bob's Crane	4 : 4		0	0	0%	0	0%
Jun-16	Increment 1 – 05-1 UG Wet Utilities_ Bob's Crane	4 : 4		0	0	0%	0	0%
Jul-16	Increment 1 – 05-1 UG Wet Utilities_ Bob's Crane	4 : 4		0	0	0%	0	0%
Aug-16	Increment 1 – 05-1 UG Wet Utilities_ Bob's Crane	4 : 4		0	0	0%	0	0%
Sep-16	Increment 1 – 05-1 UG Wet Utilities_ Bob's Crane	4 : 4		0	0	0%	0	0%
Oct-16	Increment 1 – 05-1 UG Wet Utilities_ Bob's Crane	4 : 4		0	0	0%	0	0%
Nov-16	Increment 1 – 05-1 UG Wet Utilities_ Bob's Crane	4 : 4		0	0	0%	0	0%
Dec-16	Increment 1 – 05-1 UG Wet Utilities_ Bob's Crane	4 : 4		0	0	0%	0	0%
Jan-17	Increment 1 – 05-1 UG Wet Utilities_ Bob's Crane	4 : 4		0	0	0%	0	0%
Feb-17	Increment 1 – 05-1 UG Wet Utilities_ Bob's Crane	1 : 1		3	3	100%	1	33%
Apr-17	Increment 1 – 05-1 UG Wet Utilities_ Cut N Core	3 : 3		1	1	100%	0	0%
May-17	Increment 1 – 05-1 UG Wet Utilities_ Cut N Core	4 : 4		3	3	100%	2	67%
Jun-17	Increment 1 – 05-1 UG Wet Utilities_ Cut N Core	4 : 4		0	0	0%	0	0%
Jul-17	Increment 1 – 05-1 UG Wet Utilities_ Cut N Core	4 : 4		0	0	0%	0	0%
Aug-17	Increment 1 – 05-1 UG Wet Utilities_ Cut N Core	4 : 4		0	0	0%	0	0%
Sep-17	Increment 1 – 05-1 UG Wet Utilities_ Cut N Core	4 : 4		0	0	0%	0	0%
Oct-17	Increment 1 – 05-1 UG Wet Utilities_ Cut N Core	5 : 5		0	0	0%	0	0%
Nov-17	Increment 1 – 05-1 UG Wet Utilities_ Cut N Core	4 : 4		0	0	0%	0	0%
Dec-17	Increment 1 – 05-1 UG Wet Utilities_ Cut N Core	4 : 4		0	0	0%	0	0%
Jan-18	Increment 1 – 05-1 UG Wet Utilities_ Cut N Core	4 : 4		0	0	0%	0	0%
Feb-18	Increment 1 – 05-1 UG Wet Utilities_ Cut N Core	4 : 4		0	0	0%	0	0%
Mar-18	Increment 1 – 05-1 UG Wet Utilities_ Cut N Core	3 : 3		0	0	0%	0	0%
May-17	Increment 1 – 05-1 UG Wet Utilities_ ABC Construction	2 : 2		8	8	100%	6	75%
Jun-17	Increment 1 – 05-1 UG Wet Utilities_ ABC Construction	4 : 4		0	0	0%	0	0%
Jul-17	Increment 1 – 05-1 UG Wet Utilities_ ABC Construction	4 : 4		0	0	0%	0	0%
Aug-17	Increment 1 – 05-1 UG Wet Utilities_ ABC Construction	4 : 4		0	0	0%	0	0%
Sep-17	Increment 1 – 05-1 UG Wet Utilities_ ABC Construction	4 : 4		0	0	0%	0	0%
Oct-17	Increment 1 – 05-1 UG Wet Utilities_ ABC Construction	4 : 4		0	0	0%	0	0%
Nov-17	Increment 1 – 05-1 UG Wet Utilities_ ABC Construction	4 : 4		0	0	0%	0	0%
Dec-17	Increment 1 – 05-1 UG Wet Utilities_ ABC Construction	1 : 1		3	1	33%	1	100%
Dec-15	Increment 1 – 05-1 UG Wet Utilities_ FJ Willert	3 : 3		2	2	100%	1	50%

Southwestern College - Wellness Aquatics Increment 1 and 2 Contracts
CBA Workforce Utilization Report [EXHIBIT 2]

Jan-16	Increment 1 – 05-1 UG Wet Utilities_ FJ Willert	4 : 4	0	0	0%	0	0%
Feb-16	Increment 1 – 05-1 UG Wet Utilities_ FJ Willert	4 : 4	0	0	0%	0	0%
Mar-16	Increment 1 – 05-1 UG Wet Utilities_ FJ Willert	4 : 4	0	0	0%	0	0%
Apr-16	Increment 1 – 05-1 UG Wet Utilities_ FJ Willert	4 : 4	0	0	0%	0	0%
May-16	Increment 1 – 05-1 UG Wet Utilities_ FJ Willert	4 : 4	0	0	0%	0	0%
Jun-16	Increment 1 – 05-1 UG Wet Utilities_ FJ Willert	4 : 4	0	0	0%	0	0%
Jul-16	Increment 1 – 05-1 UG Wet Utilities_ FJ Willert	4 : 4	0	0	0%	0	0%
Aug-16	Increment 1 – 05-1 UG Wet Utilities_ FJ Willert	4 : 4	0	0	0%	0	0%
Sep-16	Increment 1 – 05-1 UG Wet Utilities_ FJ Willert	4 : 4	0	0	0%	0	0%
Oct-16	Increment 1 – 05-1 UG Wet Utilities_ FJ Willert	4 : 4	0	0	0%	0	0%
Nov-16	Increment 1 – 05-1 UG Wet Utilities_ FJ Willert	4 : 4	0	0	0%	0	0%
Dec-16	Increment 1 – 05-1 UG Wet Utilities_ FJ Willert	4 : 4	0	0	0%	0	0%
Jan-17	Increment 1 – 05-1 UG Wet Utilities_ FJ Willert	5 : 5	1	1	100%	0	0%
Feb-17	Increment 1 – 05-1 UG Wet Utilities_ FJ Willert	4 : 4	0	0	0%	0	0%
Mar-17	Increment 1 – 05-1 UG Wet Utilities_ FJ Willert	4 : 4	0	0	0%	0	0%
Apr-17	Increment 1 – 05-1 UG Wet Utilities_ FJ Willert	4 : 4	0	0	0%	0	0%
May-17	Increment 1 – 05-1 UG Wet Utilities_ FJ Willert	4 : 4	0	0	0%	0	0%
Jun-17	Increment 1 – 05-1 UG Wet Utilities_ FJ Willert	4 : 4	0	0	0%	0	0%
Aug-17	Increment 1 – 05-1 UG Wet Utilities_ Kendrick Excavating	4 : 4	1	1	100%	0	0%
Sep-17	Increment 1 – 05-1 UG Wet Utilities_ Kendrick Excavating	4 : 4	1	1	100%	1	100%
Oct-17	Increment 1 – 05-1 UG Wet Utilities_ Kendrick Excavating	4 : 4	0	0	0%	0	0%
Nov-17	Increment 1 – 05-1 UG Wet Utilities_ Kendrick Excavating	1 : 1	0	0	0%	0	0%
Nov-15	Increment 1 – 05-1 UG Wet Utilities_ Interpipe	1 : 1	3	3	100%	0	0%
Dec-15	Increment 1 – 05-1 UG Wet Utilities_ Interpipe	5 : 5	4	4	100%	2	50%
Jan-16	Increment 1 – 05-1 UG Wet Utilities_ Interpipe	5 : 5	1	1	100%	0	0%
Feb-16	Increment 1 – 05-1 UG Wet Utilities_ Interpipe	4 : 4	1	1	100%	0	0%
Mar-16	Increment 1 – 05-1 UG Wet Utilities_ Interpipe	5 : 5	0	0	0%	0	0%
Apr-16	Increment 1 – 05-1 UG Wet Utilities_ Interpipe	4 : 4	2	2	100%	0	0%
May-16	Increment 1 – 05-1 UG Wet Utilities_ Interpipe	5 : 5	0	0	0%	0	0%
Jun-16	Increment 1 – 05-1 UG Wet Utilities_ Interpipe	4 : 4	0	0	0%	0	0%
Jul-16	Increment 1 – 05-1 UG Wet Utilities_ Interpipe	4 : 4	3	3	100%	0	0%
Aug-16	Increment 1 – 05-1 UG Wet Utilities_ Interpipe	5 : 5	0	0	0%	0	0%
Sep-16	Increment 1 – 05-1 UG Wet Utilities_ Interpipe	4 : 4	0	0	0%	0	0%
Oct-16	Increment 1 – 05-1 UG Wet Utilities_ Interpipe	4 : 4	0	0	0%	0	0%
Nov-16	Increment 1 – 05-1 UG Wet Utilities_ Interpipe	5 : 5	6	6	100%	0	0%
Dec-16	Increment 1 – 05-1 UG Wet Utilities_ Interpipe	4 : 4	2	2	100%	0	0%
Jan-17	Increment 1 – 05-1 UG Wet Utilities_ Interpipe	5 : 5	0	0	0%	0	0%
Feb-17	Increment 1 – 05-1 UG Wet Utilities_ Interpipe	4 : 4	1	1	100%	0	0%
Mar-17	Increment 1 – 05-1 UG Wet Utilities_ Interpipe	4 : 4	0	0	0%	0	0%
Apr-17	Increment 1 – 05-1 UG Wet Utilities_ Interpipe	4 : 4	2	2	100%	1	50%
May-17	Increment 1 – 05-1 UG Wet Utilities_ Interpipe	4 : 4	2	2	100%	0	0%
Jun-17	Increment 1 – 05-1 UG Wet Utilities_ Interpipe	4 : 4	0	0	0%	0	0%
Jul-17	Increment 1 – 05-1 UG Wet Utilities_ Interpipe	4 : 4	1	1	100%	0	0%
Aug-17	Increment 1 – 05-1 UG Wet Utilities_ Interpipe	4 : 4	0	0	0%	0	0%
Sep-17	Increment 1 – 05-1 UG Wet Utilities_ Interpipe	4 : 4	0	0	0%	0	0%
Oct-17	Increment 1 – 05-1 UG Wet Utilities_ Interpipe	5 : 5	0	0	0%	0	0%
Nov-17	Increment 1 – 05-1 UG Wet Utilities_ Interpipe	4 : 4	0	0	0%	0	0%
Dec-17	Increment 1 – 05-1 UG Wet Utilities_ Interpipe	4 : 4	1	1	100%	0	0%
Jan-18	Increment 1 – 05-1 UG Wet Utilities_ Interpipe	4 : 4	0	0	0%	0	0%
Feb-18	Increment 1 – 05-1 UG Wet Utilities_ Interpipe	4 : 4	0	0	0%	0	0%
Mar-18	Increment 1 – 05-1 UG Wet Utilities_ Interpipe	4 : 4	0	0	0%	0	0%
Dec-17	Increment 1 – 05-1 UG Wet Utilities_ Telfer Pavement Tech	1 : 1	1	1	100%	0	0%
Jan-17	Increment 1 – 05-1 UG Wet Utilities_ Merli	1 : 1	2	2	100%	2	100%
Jan-16	Increment 1 – 05-1 UG Wet Utilities_ Old Castle Precast	1 : 1	1	1	100%	0	0%
Feb-16	Increment 1 – 05-1 UG Wet Utilities_ Old Castle Precast	4 : 4	3	2	67%	0	0%
Mar-16	Increment 1 – 05-1 UG Wet Utilities_ Old Castle Precast	5 : 5	0	0	0%	0	0%
Apr-16	Increment 1 – 05-1 UG Wet Utilities_ Old Castle Precast	2 : 2	0	0	0%	0	0%
Nov-17	Increment 1 – 05-1 UG Wet Utilities_ RAP Eng	2 : 2	8	8	100%	0	0%
Dec-17	Increment 1 – 05-1 UG Wet Utilities_ RAP Eng	5 : 5	0	0	0%	0	0%
Jan-18	Increment 1 – 05-1 UG Wet Utilities_ RAP Eng	4 : 4	0	0	0%	0	0%
Feb-18	Increment 1 – 05-1 UG Wet Utilities_ RAP Eng	2 : 2	0	0	0%	0	0%
Dec-17	Increment 1 – 05-1 UG Wet Utilities_ Pavement Recycling	1 : 1	1	1	100%	0	0%
Jan-17	Increment 1 – 05-1 UG Wet Utilities_ Team C	1 : 1	15	15	100%	8	53%
Sept-15	Site Setup_Alcorn Fence	1 : 1	1	1	100%	0	0%
Oct-15	Site Setup_Alcorn Fence	5 : 5	10	10	100%	3	30%
Nov-15	Site Setup_Alcorn Fence	4 : 4	0	0	0%	0	0%
Dec-15	Site Setup_Alcorn Fence	4 : 4	0	0	0%	0	0%
Jan-16	Site Setup_Alcorn Fence	5 : 5	0	0	0%	0	0%
Feb-16	Site Setup_Alcorn Fence	4 : 4	0	0	0%	0	0%
Mar-16	Site Setup_Alcorn Fence	4 : 4	0	0	0%	0	0%
Apr-16	Site Setup_Alcorn Fence	4 : 4	0	0	0%	0	0%
May-16	Site Setup_Alcorn Fence	4 : 4	0	0	0%	0	0%
Jun-16	Site Setup_Alcorn Fence	4 : 4	3	3	100%	1	33%
Jul-16	Site Setup_Alcorn Fence	4 : 4	0	0	0%	0	0%
Aug-16	Site Setup_Alcorn Fence	4 : 4	1	1	100%	0	0%
Sep-16	Site Setup_Alcorn Fence	4 : 4	4	4	100%	2	50%
Oct-16	Site Setup_Alcorn Fence	4 : 4	0	0	0%	0	0%
Nov-16	Site Setup_Alcorn Fence	4 : 4	0	0	0%	0	0%
Dec-16	Site Setup_Alcorn Fence	5 : 5	0	0	0%	0	0%

Southwestern College - Wellness Aquatics Increment 1 and 2 Contracts
CBA Workforce Utilization Report [EXHIBIT 2]

Jan-17	Site Setup_Alcorn Fence	4 : 4		0	0	0%	0	0%
Feb-17	Site Setup_Alcorn Fence	4 : 4		0	0	0%	0	0%
Mar-17	Site Setup_Alcorn Fence	4 : 4		1	1	100%	1	100%
Apr-17	Site Setup_Alcorn Fence	4 : 4		0	0	0%	0	0%
May-17	Site Setup_Alcorn Fence	4 : 4		0	0	0%	0	0%
Jun-17	Site Setup_Alcorn Fence	4 : 4		0	0	0%	0	0%
Jul-17	Site Setup_Alcorn Fence	4 : 4		0	0	0%	0	0%
Aug-17	Site Setup_Alcorn Fence	4 : 4		0	0	0%	0	0%
Sep-17	Site Setup_Alcorn Fence	4 : 4		0	0	0%	0	0%
Oct-17	Site Setup_Alcorn Fence	4 : 4		0	0	0%	0	0%
Nov-17	Site Setup_Alcorn Fence	4 : 4		1	1	100%	1	100%
Dec-17	Site Setup_Alcorn Fence	4 : 4		0	0	0%	0	0%
Jan-18	Site Setup_Alcorn Fence	4 : 4		0	0	0%	0	0%
Feb-18	Site Setup_Alcorn Fence	4 : 4		0	0	0%	0	0%
Mar-18	Site Setup_Alcorn Fence	5 : 5		0	0	0%	0	0%
Apr-18	Site Setup_Alcorn Fence	4 : 4		0	0	0%	0	0%
May-18	Site Setup_Alcorn Fence	1 : 4	**	0	0	0%	0	0%
..more	Site Setup_Alcorn Fence	:				0%		0%
Aug-16	UG Electrical _ Select Electric	4 : 4		0	0	0%	0	0%
Sep-16	UG Electrical _ Select Electric	4 : 4		0	0	0%	0	0%
Oct-16	UG Electrical _ Select Electric	1 : 1		0	0	0%	0	0%
Mar-17	UG Electrical_ABC Construction	4 : 4		6	6	100%	4	67%
Apr-17	UG Electrical_ABC Construction	2 : 2		5	4	80%	4	100%
Nov-15	UG Electrical_Neal Electric	4 : 4		3	3	100%	1	33%
Dec-15	UG Electrical_Neal Electric	5 : 5		2	2	100%	1	50%
Jan-16	UG Electrical_Neal Electric	5 : 5		4	4	100%	1	25%
Feb-16	UG Electrical_Neal Electric	4 : 4		0	0	0%	0	0%
Mar-16	UG Electrical_Neal Electric	4 : 4		0	0	0%	0	0%
Apr-16	UG Electrical_Neal Electric	4 : 4		0	0	0%	0	0%
May-16	UG Electrical_Neal Electric	4 : 4		0	0	0%	0	0%
Jun-16	UG Electrical_Neal Electric	4 : 4		0	0	0%	0	0%
Jul-16	UG Electrical_Neal Electric	4 : 4		2	2	100%	0	0%
Aug-16	UG Electrical_Neal Electric	4 : 4		0	0	0%	0	0%
Sep-16	UG Electrical_Neal Electric	4 : 4		0	0	0%	0	0%
Oct-16	UG Electrical_Neal Electric	4 : 4		0	0	0%	0	0%
Nov-16	UG Electrical_Neal Electric	4 : 4		2	1	50%	0	0%
Dec-16	UG Electrical_Neal Electric	4 : 4		0	0	0%	0	0%
Jan-17	UG Electrical_Neal Electric	5 : 5		0	0	0%	0	0%
Feb-17	UG Electrical_Neal Electric	4 : 4		0	0	0%	0	0%
Mar-17	UG Electrical_Neal Electric	4 : 4		0	0	0%	0	0%
Apr-17	UG Electrical_Neal Electric	4 : 4		0	0	0%	0	0%
May-17	UG Electrical_Neal Electric	4 : 4		0	0	0%	0	0%
Jun-17	UG Electrical_Neal Electric	4 : 4		0	0	0%	0	0%
Jul-17	UG Electrical_Neal Electric	4 : 4		0	0	0%	0	0%
Aug-17	UG Electrical_Neal Electric	4 : 4		0	0	0%	0	0%
Sep-17	UG Electrical_Neal Electric	4 : 4		0	0	0%	0	0%
Oct-17	UG Electrical_Neal Electric	4 : 4		0	0	0%	0	0%
Nov-17	UG Electrical_Neal Electric	4 : 4		0	0	0%	0	0%
Dec-17	UG Electrical_Neal Electric	5 : 5		0	0	0%	0	0%
Jan-18	UG Electrical_Neal Electric	4 : 4		0	0	0%	0	0%
Feb-18	UG Electrical_Neal Electric	4 : 4		0	0	0%	0	0%
Mar-18	UG Electrical_Neal Electric	4 : 4		0	0	0%	0	0%
Apr-18	UG Electrical_Neal Electric	3 : 3		0	0	0%	0	0%
Apr-17	UG Electrical_Pavement Recycling	1 : 1		1	0	0%	0	0%
May-17	UG Electrical_Kendrick Excavating	1 : 1		1	1	100%	1	100%
Jun-17	UG Electrical_Kendrick Excavating	4 : 4		0	0	0%	0	0%
Jul-17	UG Electrical_Kendrick Excavating	1 : 1		0	0	0%	0	0%
Jul-16	UG Electrical_Sunrise Bobcat	1 : 1		1	1	100%	0	0%
Nov-16	UG Electrical_Sunrise Bobcat	1 : 1		1	1	100%	0	0%
Jan-16	UG Electrical_Select Electric	1 : 1		4	4	100%	0	0%
Feb-16	UG Electrical_Select Electric	4 : 4		4	3	75%	1	33%
Mar-16	UG Electrical_Select Electric	4 : 4		1	1	100%	0	0%
Apr-16	UG Electrical_Select Electric	4 : 4		0	0	0%	0	0%
Apr-16	UG Hydronic Piping _ Jackson & Blanc	3 : 3		2	2	100%	1	50%
May-16	UG Hydronic Piping _ Jackson & Blanc	5 : 5		0	0	0%	0	0%
Jun-16	UG Hydronic Piping _ Jackson & Blanc	4 : 4		0	0	0%	0	0%
Jul-16	UG Hydronic Piping _ Jackson & Blanc	4 : 4		0	0	0%	0	0%
Aug-16	UG Hydronic Piping _ Jackson & Blanc	4 : 4		0	0	0%	0	0%
Sep-16	UG Hydronic Piping _ Jackson & Blanc	4 : 4		0	0	0%	0	0%
Oct-16	UG Hydronic Piping _ Jackson & Blanc	5 : 5		1	1	100%	0	0%
Nov-16	UG Hydronic Piping _ Jackson & Blanc	4 : 4		0	0	0%	0	0%
Dec-16	UG Hydronic Piping _ Jackson & Blanc	4 : 4		0	0	0%	0	0%
Jan-17	UG Hydronic Piping _ Jackson & Blanc	5 : 5		0	0	0%	0	0%
Feb-17	UG Hydronic Piping _ Jackson & Blanc	4 : 4		2	2	100%	2	100%
Mar-17	UG Hydronic Piping _ Jackson & Blanc	4 : 4		0	0	0%	0	0%
Apr-17	UG Hydronic Piping _ Jackson & Blanc	4 : 4		3	3	100%	0	0%
May-17	UG Hydronic Piping _ Jackson & Blanc	4 : 4		3	2	67%	0	0%
Jun-17	UG Hydronic Piping _ Jackson & Blanc	4 : 4		3	2	67%	1	50%
Jul-17	UG Hydronic Piping _ Jackson & Blanc	5 : 5		3	3	100%	0	0%

Southwestern College - Wellness Aquatics Increment 1 and 2 Contracts
CBA Workforce Utilization Report [EXHIBIT 2]

Aug-17	UG Hydronic Piping _ Jackson & Blanc	4 : 4		0	0	0%	0	0%
Sep-17	UG Hydronic Piping _ Jackson & Blanc	4 : 4		0	0	0%	0	0%
Oct-17	UG Hydronic Piping _ Jackson & Blanc	3 : 3		0	0	0%	0	0%
May-17	UG Hydronic Piping _ Cut N Core	4 : 4		5	4	80%	2	50%
Jun-17	UG Hydronic Piping _ Cut N Core	4 : 4		1	1	100%	1	100%
Jul-17	UG Hydronic Piping _ Cut N Core	4 : 4		0	0	0%	0	0%
Aug-17	UG Hydronic Piping _ Cut N Core	4 : 4		0	0	0%	0	0%
Sep-17	UG Hydronic Piping _ Cut N Core	4 : 4		0	0	0%	0	0%
Oct-17	UG Hydronic Piping _ Cut N Core	4 : 4		0	0	0%	0	0%
Feb-17	UG Hydronic Piping _ PH City Service	2 : 2		2	0	0%	0	0%
Mar-17	UG Hydronic Piping _ PH City Service	4 : 4		0	0	0%	0	0%
Apr-17	UG Hydronic Piping _ PH City Service	4 : 4		0	0	0%	0	0%
May-17	UG Hydronic Piping _ PH City Service	4 : 4		1	0	0%	0	0%
Jun-17	UG Hydronic Piping _ PH City Service	4 : 4		1	0	0%	0	0%
Jul-17	UG Hydronic Piping _ PH City Service	1 : 1		0	0	0%	0	0%
Feb-17	UG Hydronic Piping _ Performance Contracting	4 : 4		2	2	100%	0	0%
Mar-17	UG Hydronic Piping _ Performance Contracting	4 : 4		0	0	0%	0	0%
Apr-17	UG Hydronic Piping _ Performance Contracting	4 : 4		0	0	0%	0	0%
May-17	UG Hydronic Piping _ Performance Contracting	4 : 4		0	0	0%	0	0%
Jun-17	UG Hydronic Piping _ Performance Contracting	4 : 4		1	1	100%	0	0%
Jul-17	UG Hydronic Piping _ Performance Contracting	4 : 4		2	1	50%	0	0%
Aug-17	UG Hydronic Piping _ Performance Contracting	4 : 4		2	2	100%	1	50%
Sep-17	UG Hydronic Piping _ Performance Contracting	4 : 4		0	0	0%	0	0%
Oct-17	UG Hydronic Piping _ Performance Contracting	5 : 5		0	0	0%	0	0%
Nov-17	UG Hydronic Piping _ Performance Contracting	4 : 4		0	0	0%	0	0%
Dec-17	UG Hydronic Piping _ Performance Contracting	4 : 4		0	0	0%	0	0%
Jan-18	UG Hydronic Piping _ Performance Contracting	1 : 1		0	0	0%	0	0%
Jun-17	Inc 2: BP 28-2 Sports Equipmt _ SEI	4 : 4		4	4	100%	1	25%
Jul-17	Inc 2: BP 28-2 Sports Equipmt _ SEI	4 : 4		1	1	100%	1	100%
Aug-17	Inc 2: BP 28-2 Sports Equipmt _ SEI	4 : 4		0	0	0%	0	0%
Sep-17	Inc 2: BP 28-2 Sports Equipmt _ SEI	4 : 4		0	0	0%	0	0%
Oct-17	Inc 2: BP 28-2 Sports Equipmt _ SEI	5 : 5		0	0	0%	0	0%
Nov-17	Inc 2: BP 28-2 Sports Equipmt _ SEI	4 : 4		2	2	100%	2	100%
Dec-17	Inc 2: BP 28-2 Sports Equipmt _ SEI	1 : 1		0	0	0%	0	0%
Aug-17	Inc 2: BP 29-2 Signage _ Sign Age	2 : 2		5	5	100%	0	0%
Sep-17	Inc 2: BP 29-2 Signage _ Sign Age	4 : 4		0	0	0%	0	0%
Oct-17	Inc 2: BP 29-2 Signage _ Sign Age	4 : 4		1	1	100%	0	0%
Nov-17	Inc 2: BP 29-2 Signage _ Sign Age	4 : 4		8	8	100%	2	25%
Dec-17	Inc 2: BP 29-2 Signage _ Sign Age	5 : 5		0	0	0%	0	0%
...more	Inc 2: BP 29-2 Signage _ Sign Age	0 : 5	**					

Notes:

1445

1144

364

Double asterisk (**) Denotes not all workforce data for the month has been accounted for, due to contractor's non-submittal of Certified Payroll Records. Remaining data will be reflected in next monthly report.

Double asterisk (** D) Denotes not that SOME workforce data for the month has NOT been accounted for, due to contractor's submittal of Certified Payroll Records with incomplete data. Remaining data will be reflected in next monthly report.

Grey Highlight denotes a contractor that has finished its scope of work.

Yellow Highlight denotes an active contractor.

Southwestern College - Wellness Aquatics Increment 1 and 2 Contracts
CBA Workforce Utilization Report [EXHIBIT 2]

CUMULATIVE STATISTICAL DATA							
		RATIO OF WEEKS REPORTED	TOTAL NUMBER OF POSITIONS EMPLOYED	TOTAL NUMBER OF LOCAL-TO- COUNTY (RESIDENT) WORKERS	% of LOCAL-TO- COUNTY WORKERS FILLING POSITIONS	TOTAL NUMBER OF LOCAL-TO-SWC DISTRICT WORKERS	% of LOCAL-TO-SWC DISTRICT WORKERS FILLING POSITIONS
SUB-TOTALS:	WAC 1 _ BP 03-1 Earthwork	212 : 212	122	107	88%	20	19%
SUB-TOTALS:	WAC 1 _ BP 07-1 UG Electrical Utilities	160 : 160	37	33	89%	13	39%
SUB-TOTALS:	WAC 1 _ BP 02-1 Site Setup (Fence)	130 : 133 **	21	21	100%	8	38%
SUB-TOTALS:	WAC 1 _ BP 05-1 UG Wet Utilities	358 : 358	85	82	96%	25	30%
SUB-TOTALS:	WAC 1 _ BP 06-1 UG Hydronic Piping	158 : 158	34	26	76%	8	31%
SUB-TOTALS:	WAC 1 & 2 _ BP 04-1 Concrete	733 : 733	303	219	72%	67	31%
SUB-TOTALS:	WAC 2 _ BP 08-2 Aggregate Piers	17 : 17	20	15	75%	3	20%
SUB-TOTALS:	WAC 2 _ BP 10-2 Steel	148 : 150 **	58	55	95%	40	73%
SUB-TOTALS:	WAC 2 _ BP 11-2 Sheetmetal	103 : 104 **	30	10	33%	2	20%
SUB-TOTALS:	WAC 2 _ BP 12-2 Roofing	62 : 62	25	23	92%	8	35%
SUB-TOTALS:	WAC 2 _ BP 13-2 General	576 : 581 **	261	200	77%	75	38%
SUB-TOTALS:	WAC 2 _ BP 14-2 Glazing	105 : 105	25	22	88%	7	32%
SUB-TOTALS:	WAC 2 _ BP 15-2 Finish Carpentry	29 : 29	17	12	71%	4	33%
SUB-TOTALS:	WAC 2 _ BP 16-2 Tile	24 : 24	26	19	73%	8	42%
SUB-TOTALS:	WAC 2 _ BP 17-2 Flooring	36 : 36	15	9	60%	5	56%
SUB-TOTALS:	WAC 2 _ BP 18-2 Specialties	81 : 81	24	23	96%	3	13%
SUB-TOTALS:	WAC 2 _ BP 19-2 Wood Flooring	22 : 22	15	0	0%	0	0%
SUB-TOTALS:	WAC 2 _ BP 20 Gym Bleachers	20 : 20	10	0	0%	0	0%
SUB-TOTALS:	WAC 2 _ BP 22-2 Fire Protection	90 : 90	19	18	95%	6	33%
SUB-TOTALS:	WAC 2 _ BP 23-2 Plumbing	177 : 177	61	60	98%	15	25%
SUB-TOTALS:	WAC 2 _ BP 24-2 HVAC	343 : 345 **	90	83	92%	13	16%
SUB-TOTALS:	WAC 2 _ BP 25-2 Electrical	301 : 303 **	89	74	83%	21	28%
SUB-TOTALS:	WAC 2 _ BP 26-2 Landscape	64 : 69 **	29	9	31%	4	44%
SUB-TOTALS:	WAC 2 _ BP 27-2 Bleacher	4 : 4	8	3	38%	3	100%
SUB-TOTALS:	WAC 2 _ BP 28-2 Sports Equipment	26 : 26	7	7	100%	4	57%
SUB-TOTALS:	WAC 2 _ BP 29-2 Signage	19 : 24 **	14	14	100%	2	14%
TOTAL:	Number of weekly CPRs:	3949 : 3969 **	1445	1144	79%	364	32%
CBA GOALS:					90% POSITIONS FILLED BY "LOCAL-TO- COUNTY" WORKERS	35% OF THE 90% "LOCAL-TO- COUNTY" POSITIONS TO BE FILLED BY "LOCAL-TO- DISTRICT" WORKERS	

Southwestern College - National City Higher Education Center
CBA Workforce Utilization Report (EXHIBIT 1)

REPORTING MONTH	CONTRACTORS	RATIO OF WEEKS REPORTED THIS MONTH	TOTAL NUMBER OF EMPLOYEES (POSITIONS) WORKING	TOTAL NUMBER OF LOCAL-TO-COUNTY (RESIDENT) WORKERS	% of LOCAL-TO-COUNTY WORKERS FILLING POSITIONS	TOTAL NUMBER OF LOCAL-TO-SWC DISTRICT WORKERS	% of LOCAL-TO-SWC DISTRICT WORKERS FILLING POSITIONS
Apr-16	BP 05: Site Utilities _ Bali	4 : 4	1	0	0%	0	0%
May-16	BP 05: Site Utilities _ Bali	4 : 4	0	0	0%	0	0%
Jun-16	BP 05: Site Utilities _ Bali	4 : 4	0	0	0%	0	0%
Jul-16	BP 05: Site Utilities _ Bali	4 : 4	3	0	0%	0	0%
Aug-16	BP 05: Site Utilities _ Bali	4 : 4	4	3	75%	1	33%
Sep-16	BP 05: Site Utilities _ Bali	4 : 4	1	1	100%	1	100%
Oct-16	BP 05: Site Utilities _ Bali	5 : 5	5	1	20%	0	0%
Nov-16	BP 05: Site Utilities _ Bali	5 : 5	1	0	0%	0	0%
Dec-16	BP 05: Site Utilities _ Bali	4 : 4	1	0	0%	0	0%
Jan-17	BP 05: Site Utilities _ Bali	4 : 4	0	0	0%	0	0%
Feb-17	BP 05: Site Utilities _ Bali	4 : 4	0	0	0%	0	0%
Mar-17	BP 05: Site Utilities _ Bali	4 : 4	0	0	0%	0	0%
Apr-17	BP 05: Site Utilities _ Bali	5 : 5	0	0	0%	0	0%
May-17	BP 05: Site Utilities _ Bali	4 : 4	0	0	0%	0	0%
Jun-17	BP 05: Site Utilities _ Bali	4 : 4	0	0	0%	0	0%
Jul-17	BP 05: Site Utilities _ Bali	5 : 5	0	0	0%	0	0%
Aug-17	BP 05: Site Utilities _ Bali	2 : 4	6	1	17%	0	0%
Sep-17	BP 05: Site Utilities _ Bali	4 : 4	1	1	100%	0	0%
Oct-17	BP 05: Site Utilities _ Bali	4 : 4	4	2	50%	0	0%
Nov-17	BP 05: Site Utilities _ Bali	4 : 4	2	0	0%	0	0%
Dec-17	BP 05: Site Utilities _ Bali	5 : 5	0	0	0%	0	0%
Jan-18	BP 05: Site Utilities _ Bali	4 : 4	0	0	0%	0	0%
Feb-18	BP 05: Site Utilities _ Bali	4 : 4	0	0	0%	0	0%
Mar-18	BP 05: Site Utilities _ Bali	5 : 5	0	0	0%	0	0%
Apr-18	BP 05: Site Utilities _ Bali	5 : 5	0	0	0%	0	0%
May-18	BP 05: Site Utilities _ Bali	4 : 4	0	0	0%	0	0%
Jun-18	BP 05: Site Utilities _ Bali	3 : 4	**	0	0%	0	0%
Nov-16	BP 05: Site Utilities _ LA Signal	1 : 1	4	1	25%	0	0%
Oct-16	BP 05: Site Utilities _ Matt Chlor	1 : 1	2	0	0%	0	0%
Nov-16	BP 05: Site Utilities _ PCI	1 : 1	2	0	0%	0	0%
May-16	BP 07: Landscape _ Pierre Landscape	2 : 2	3	0	0%	0	0%
Jun-16	BP 07: Landscape _ Pierre Landscape	4 : 4	0	0	0%	0	0%
Jul-16	BP 07: Landscape _ Pierre Landscape	4 : 4	0	0	0%	0	0%
Aug-16	BP 07: Landscape _ Pierre Landscape	4 : 4	0	0	0%	0	0%
Sep-16	BP 07: Landscape _ Pierre Landscape	4 : 4	0	0	0%	0	0%
Oct-16	BP 07: Landscape _ Pierre Landscape	5 : 5	1	0	0%	0	0%
Nov-16	BP 07: Landscape _ Pierre Landscape	4 : 4	0	0	0%	0	0%
Dec-16	BP 07: Landscape _ Pierre Landscape	4 : 4	0	0	0%	0	0%
Jan-17	BP 07: Landscape _ Pierre Landscape	4 : 4	0	0	0%	0	0%
Feb-17	BP 07: Landscape _ Pierre Landscape	4 : 4	2	0	0%	0	0%
Mar-17	BP 07: Landscape _ Pierre Landscape	4 : 4	0	0	0%	0	0%
Apr-17	BP 07: Landscape _ Pierre Landscape	4 : 4	0	0	0%	0	0%
May-17	BP 07: Landscape _ Pierre Landscape	4 : 4	0	0	0%	0	0%
Jun-17	BP 07: Landscape _ Pierre Landscape	4 : 4	0	0	0%	0	0%
Jul-17	BP 07: Landscape _ Pierre Landscape	4 : 4	0	0	0%	0	0%
Aug-17	BP 07: Landscape _ Pierre Landscape	4 : 4	2	0	0%	0	0%
Sep-17	BP 07: Landscape _ Pierre Landscape	4 : 4	2	0	0%	0	0%
Oct-17	BP 07: Landscape _ Pierre Landscape	4 : 4	3	0	0%	0	0%
Nov-17	BP 07: Landscape _ Pierre Landscape	4 : 4	1	0	0%	0	0%
Dec-17	BP 07: Landscape _ Pierre Landscape	5 : 5	3	0	0%	0	0%
Jan-18	BP 07: Landscape _ Pierre Landscape	4 : 4	0	0	0%	0	0%
Feb-18	BP 07: Landscape _ Pierre Landscape	4 : 4	0	0	0%	0	0%
Mar-18	BP 07: Landscape _ Pierre Landscape	4 : 4	0	0	0%	0	0%
Apr-18	BP 07: Landscape _ Pierre Landscape	4 : 4	0	0	0%	0	0%
May-18	BP 07: Landscape _ Pierre Landscape	4 : 4	0	0	0%	0	0%
Jun-18	BP 07: Landscape _ Pierre Landscape	2 : 4	**	0	0%	0	0%
Feb-18	BP 07: Landscape _ Synscapes	1 : 4	**	6	100%	3	50%
more...	BP 07: Landscape _ Pierre Landscape	:	**				
Aug-16	BP 08: Struc Site Concrete _ Courtney	1 : 1	4	0	0%	0	0%
Sep-16	BP 08: Struc Site Concrete _ Courtney	4 : 4	0	0	0%	0	0%
Oct-16	BP 08: Struc Site Concrete _ Courtney	4 : 4	0	0	0%	0	0%
Nov-16	BP 08: Struc Site Concrete _ Courtney	4 : 4	0	0	0%	0	0%
Dec-16	BP 08: Struc Site Concrete _ Courtney	4 : 4	0	0	0%	0	0%
Jan-17	BP 08: Struc Site Concrete _ Courtney	5 : 5	0	0	0%	0	0%
Feb-17	BP 08: Struc Site Concrete _ Courtney	4 : 4	0	0	0%	0	0%
Mar-17	BP 08: Struc Site Concrete _ Courtney	4 : 4	11	11	100%	3	27%
Apr-17	BP 08: Struc Site Concrete _ Courtney	4 : 4	0	0	0%	0	0%
May-17	BP 08: Struc Site Concrete _ Courtney	4 : 4	0	0	0%	0	0%
Jun-17	BP 08: Struc Site Concrete _ Courtney	4 : 4	0	0	0%	0	0%
Jul-17	BP 08: Struc Site Concrete _ Courtney	2 : 4	0	0	0%	0	0%
Aug-17	BP 08: Struc Site Concrete _ Courtney	4 : 4	0	0	0%	0	0%
Sep-17	BP 08: Struc Site Concrete _ Courtney	4 : 4	0	0	0%	0	0%
Oct-17	BP 08: Struc Site Concrete _ Courtney	4 : 4	0	0	0%	0	0%
Nov-17	BP 08: Struc Site Concrete _ Courtney	4 : 4	0	0	0%	0	0%
Jun-16	BP 08: Struc Site Concrete _ Demcon	4 : 4	8	7	88%	5	71%
Jul-16	BP 08: Struc Site Concrete _ Demcon	4 : 4	6	5	83%	3	60%
Aug-16	BP 08: Struc Site Concrete _ Demcon	4 : 4	1	1	100%	1	100%
Sep-16	BP 08: Struc Site Concrete _ Demcon	4 : 4	0	0	0%	0	0%
Oct-16	BP 08: Struc Site Concrete _ Demcon	5 : 5	3	3	100%	1	33%
Nov-16	BP 08: Struc Site Concrete _ Demcon	4 : 4	1	0	0%	0	0%
Dec-16	BP 08: Struc Site Concrete _ Demcon	4 : 4	1	1	100%	0	0%
Jan-17	BP 08: Struc Site Concrete _ Demcon	4 : 4	0	0	0%	0	0%
Feb-17	BP 08: Struc Site Concrete _ Demcon	4 : 4	18	6	33%	2	33%

Southwestern College - National City Higher Education Center
CBA Workforce Utilization Report (EXHIBIT 1)

Mar-17	BP 08: Struc Site Concrete	Demcon	4 : 4		25	19	76%	4	21%
Apr-17	BP 08: Struc Site Concrete	Demcon	4 : 4		3	3	100%	0	0%
May-17	BP 08: Struc Site Concrete	Demcon	4 : 4		1	1	100%	0	0%
Jun-17	BP 08: Struc Site Concrete	Demcon	4 : 4		1	1	100%	0	0%
Jul-17	BP 08: Struc Site Concrete	Demcon	5 : 5		0	0	0%	0	0%
Aug-17	BP 08: Struc Site Concrete	Demcon	4 : 4		8	7	88%	0	0%
Sep-17	BP 08: Struc Site Concrete	Demcon	4 : 4		1	0	0%	0	0%
Oct-17	BP 08: Struc Site Concrete	Demcon	4 : 4		0	0	0%	0	0%
Nov-17	BP 08: Struc Site Concrete	Demcon	4 : 4		3	1	33%	0	0%
Dec-17	BP 08: Struc Site Concrete	Demcon	5 : 5		4	3	75%	2	67%
Jan-18	BP 08: Struc Site Concrete	Demcon	4 : 4		1	1	100%	1	100%
Feb-18	BP 08: Struc Site Concrete	Demcon	4 : 4		0	0	0%	0	0%
Mar-18	BP 08: Struc Site Concrete	Demcon	4 : 4		0	0	0%	0	0%
Apr-18	BP 08: Struc Site Concrete	Demcon	4 : 4		0	0	0%	0	0%
May-18	BP 08: Struc Site Concrete	Demcon	4 : 4		0	0	0%	0	0%
Jun-18	BP 08: Struc Site Concrete	Demcon	1 : 4	**	0	0	0%	0	0%
Jul-16	BP 08: Struc Site Concrete	Merli Concrete Pumping	1 : 1		1	1	100%	0	0%
Aug-16	BP 08: Struc Site Concrete	Merli Concrete Pumping	4 : 4		1	1	100%	0	0%
Sep-16	BP 08: Struc Site Concrete	Merli Concrete Pumping	4 : 4		0	0	0%	0	0%
Oct-16	BP 08: Struc Site Concrete	Merli Concrete Pumping	4 : 4		0	0	0%	0	0%
Nov-16	BP 08: Struc Site Concrete	Merli Concrete Pumping	4 : 4		2	1	50%	0	0%
Dec-16	BP 08: Struc Site Concrete	Merli Concrete Pumping	5 : 5		0	0	0%	0	0%
Jan-17	BP 08: Struc Site Concrete	Merli Concrete Pumping	5 : 5		0	0	0%	0	0%
Feb-17	BP 08: Struc Site Concrete	Merli Concrete Pumping	4 : 4		0	0	0%	0	0%
Mar-17	BP 08: Struc Site Concrete	Merli Concrete Pumping	4 : 4		4	2	50%	1	50%
Apr-17	BP 08: Struc Site Concrete	Merli Concrete Pumping	4 : 4		3	1	33%	0	0%
May-17	BP 08: Struc Site Concrete	Merli Concrete Pumping	4 : 4		0	0	0%	0	0%
Jun-17	BP 08: Struc Site Concrete	Merli Concrete Pumping	4 : 4		0	0	0%	0	0%
Jul-17	BP 08: Struc Site Concrete	Merli Concrete Pumping	5 : 5		0	0	0%	0	0%
Aug-17	BP 08: Struc Site Concrete	Merli Concrete Pumping	4 : 4		0	0	0%	0	0%
Sep-17	BP 08: Struc Site Concrete	Merli Concrete Pumping	4 : 4		0	0	0%	0	0%
Oct-17	BP 08: Struc Site Concrete	Merli Concrete Pumping	4 : 4		0	0	0%	0	0%
Nov-17	BP 08: Struc Site Concrete	Merli Concrete Pumping	4 : 4		0	0	0%	0	0%
Dec-17	BP 08: Struc Site Concrete	Merli Concrete Pumping	5 : 5		1	0	0%	0	0%
Jan-18	BP 08: Struc Site Concrete	Merli Concrete Pumping	4 : 4		1	1	100%	0	0%
Feb-18	BP 08: Struc Site Concrete	Merli Concrete Pumping	4 : 4		0	0	0%	0	0%
Mar-18	BP 08: Struc Site Concrete	Merli Concrete Pumping	3 : 3		0	0	0%	0	0%
Sep-17	BP 08: Struc Site Concrete	Payco	1 : 1		2	2	100%	1	50%
Aug-17	BP 08: Struc Site Concrete	RAP Eng	3 : 3		9	9	100%	0	0%
Sep-17	BP 08: Struc Site Concrete	RAP Eng	4 : 4		1	1	100%	0	0%
Oct-17	BP 08: Struc Site Concrete	RAP Eng	4 : 4		0	0	0%	0	0%
Nov-17	BP 08: Struc Site Concrete	RAP Eng	4 : 4		0	0	0%	0	0%
Dec-17	BP 08: Struc Site Concrete	RAP Eng	4 : 4		0	0	0%	0	0%
Jan-18	BP 08: Struc Site Concrete	RAP Eng	4 : 4		0	0	0%	0	0%
Feb-18	BP 08: Struc Site Concrete	RAP Eng	4 : 4		2	2	100%	0	0%
Mar-18	BP 08: Struc Site Concrete	RAP Eng	3 : 3		0	0	0%	0	0%
Jul-16	BP 08: Struc Site Concrete	Quality Rebar	2 : 2		6	6	100%	1	17%
Aug-16	BP 08: Struc Site Concrete	Quality Rebar	4 : 4		2	2	100%	0	0%
Sep-16	BP 08: Struc Site Concrete	Quality Rebar	4 : 4		0	0	0%	0	0%
Oct-16	BP 08: Struc Site Concrete	Quality Rebar	4 : 4		1	1	100%	0	0%
Nov-16	BP 08: Struc Site Concrete	Quality Rebar	4 : 4		9	7	78%	1	14%
Dec-16	BP 08: Struc Site Concrete	Quality Rebar	4 : 4		0	0	0%	0	0%
Jan-17	BP 08: Struc Site Concrete	Quality Rebar	5 : 5		0	0	0%	0	0%
Feb-17	BP 08: Struc Site Concrete	Quality Rebar	4 : 4		3	3	100%	0	0%
Mar-17	BP 08: Struc Site Concrete	Quality Rebar	4 : 4		2	2	100%	0	0%
Apr-17	BP 08: Struc Site Concrete	Quality Rebar	4 : 4		1	1	100%	0	0%
May-17	BP 08: Struc Site Concrete	Quality Rebar	4 : 4		0	0	0%	0	0%
Jun-17	BP 08: Struc Site Concrete	Quality Rebar	4 : 4		0	0	0%	0	0%
Jul-17	BP 08: Struc Site Concrete	Quality Rebar	4 : 4		0	0	0%	0	0%
Aug-17	BP 08: Struc Site Concrete	Quality Rebar	4 : 4		1	1	100%	0	0%
Sep-17	BP 08: Struc Site Concrete	Quality Rebar	4 : 4		0	0	0%	0	0%
Oct-17	BP 08: Struc Site Concrete	Quality Rebar	4 : 4		0	0	0%	0	0%
Nov-17	BP 08: Struc Site Concrete	Quality Rebar	4 : 4		1	1	100%	1	100%
Dec-17	BP 08: Struc Site Concrete	Quality Rebar	5 : 5		1	1	100%	0	0%
Jan-18	BP 08: Struc Site Concrete	Quality Rebar	4 : 4		0	0	0%	0	0%
Feb-18	BP 08: Struc Site Concrete	Quality Rebar	3 : 4		0	0	0%	0	0%
Dec-16	BP 09: Structural Steel	Bragg Crane	2 : 2		1	1	100%	0	0%
Jan-17	BP 09: Structural Steel	Bragg Crane	2 : 2		0	0	0%	0	0%
Dec-16	BP 09: Structural Steel	ConXTech	2 : 2		10	4	40%	2	50%
Jan-17	BP 09: Structural Steel	ConXTech	4 : 4		4	4	100%	1	25%
Feb-17	BP 09: Structural Steel	ConXTech	4 : 4		0	0	0%	0	0%
Jun-17	BP 12: Lab Casework	ISEC	0 : 0		0	0	0%	0	0%
Jul-17	BP 12: Lab Casework	ISEC	1 : 1		1	1	100%	0	0%
Aug-17	BP 12: Lab Casework	ISEC	4 : 4		8	6	75%	1	17%
Sep-17	BP 12: Lab Casework	ISEC	4 : 4		5	5	100%	1	20%
Oct-17	BP 12: Lab Casework	ISEC	4 : 4		0	0	0%	0	0%
Nov-17	BP 12: Lab Casework	ISEC	4 : 4		0	0	0%	0	0%
Dec-17	BP 12: Lab Casework	ISEC	5 : 5		1	1	100%	1	100%
Jan-18	BP 12: Lab Casework	ISEC	4 : 4		3	3	100%	1	33%
Feb-18	BP 12: Lab Casework	ISEC	4 : 4		1	1	100%	0	0%
Mar-18	BP 12: Lab Casework	ISEC	1 : 1		0	0	0%	0	0%
Nov-17	BP 12: Lab Casework	Wilson & Hampton	1 : 1		1	0	0%	0	0%
Jun-17	BP 13: Roofing	Bob's Crane	3 : 3		1	1	100%	0	0%
May-17	BP 13: Roofing	Roof Construction	4 : 4		3	3	100%	0	0%
Jun-17	BP 13: Roofing	Roof Construction	4 : 4		10	9	90%	3	33%
Jul-17	BP 13: Roofing	Roof Construction	4 : 4		3	1	33%	0	0%
Aug-17	BP 13: Roofing	Roof Construction	4 : 4		0	0	0%	0	0%
Sep-17	BP 13: Roofing	Roof Construction	4 : 4		0	0	0%	0	0%
Oct-17	BP 13: Roofing	Roof Construction	4 : 4		0	0	0%	0	0%
Nov-17	BP 13: Roofing	Roof Construction	4 : 4		0	0	0%	0	0%
Dec-17	BP 13: Roofing	Roof Construction	4 : 4		0	0	0%	0	0%

Southwestern College - National City Higher Education Center
CBA Workforce Utilization Report (EXHIBIT 1)

Jan-18	BP 13: Roofing _Roof Construction	4 : 4		0	0	0%	0	0%
Feb-18	BP 13: Roofing _Roof Construction	4 : 4		2	1	50%	0	0%
Mar-18	BP 13: Roofing _Roof Construction	4 : 4		0	0	0%	0	0%
Apr-18	BP 13: Roofing _Roof Construction	4 : 4		0	0	0%	0	0%
May-18	BP 13: Roofing _Roof Construction	0 : 4	**	0	0	0%	0	0%
...more	BP 13: Roofing _Roof Construction					0%	0	0%
Jul-16	BP 15: Glazing _Centex	2 : 2		3	3	100%	0	0%
Aug-16	BP 15: Glazing _Centex	4 : 4		0	0	0%	0	0%
Sep-16	BP 15: Glazing _Centex	4 : 4		0	0	0%	0	0%
Oct-16	BP 15: Glazing _Centex	4 : 4		2	2	100%	0	0%
Nov-16	BP 15: Glazing _Centex	4 : 4		0	0	0%	0	0%
Dec-16	BP 15: Glazing _Centex	4 : 4		1	1	100%	0	0%
Jan-17	BP 15: Glazing _Centex	5 : 5		3	3	100%	0	0%
Feb-17	BP 15: Glazing _Centex	4 : 4		0	0	0%	0	0%
Mar-17	BP 15: Glazing _Centex	4 : 4		0	0	0%	0	0%
Apr-17	BP 15: Glazing _Centex	4 : 4		0	0	0%	0	0%
May-17	BP 15: Glazing _Centex	4 : 4		0	0	0%	0	0%
Jun-17	BP 15: Glazing _Centex	4 : 4		0	0	0%	0	0%
Jul-17	BP 15: Glazing _Centex	5 : 5		2	2	100%	0	0%
Aug-17	BP 15: Glazing _Centex	4 : 4		0	0	0%	0	0%
Sep-17	BP 15: Glazing _Centex	4 : 4		0	0	0%	0	0%
Oct-17	BP 15: Glazing _Centex	4 : 4		0	0	0%	0	0%
Nov-17	BP 15: Glazing _Centex	4 : 4		0	0	0%	0	0%
Dec-17	BP 15: Glazing _Centex	5 : 5		0	0	0%	0	0%
Jan-18	BP 15: Glazing _Centex	4 : 4		0	0	0%	0	0%
Feb-18	BP 15: Glazing _Centex	4 : 4		1	1	100%	0	0%
Jan-18	BP 15: Glazing _Assa Abloy	2 : 2		2	1	50%	0	0%
Jul-16	BP 16: Doors Frames HW _Johnson Finch McClure	4 : 4		3	3	100%	0	0%
Aug-16	BP 16: Doors Frames HW _Johnson Finch McClure	5 : 5		0	0	0%	0	0%
Sep-16	BP 16: Doors Frames HW _Johnson Finch McClure	4 : 4		0	0	0%	0	0%
Oct-16	BP 16: Doors Frames HW _Johnson Finch McClure	4 : 4		2	1	50%	1	100%
Nov-16	BP 16: Doors Frames HW _Johnson Finch McClure	5 : 5		0	0	0%	0	0%
Dec-16	BP 16: Doors Frames HW _Johnson Finch McClure	4 : 4		0	0	0%	0	0%
Jan-17	BP 16: Doors Frames HW _Johnson Finch McClure	5 : 5		0	0	0%	0	0%
Feb-17	BP 16: Doors Frames HW _Johnson Finch McClure	4 : 4		0	0	0%	0	0%
Mar-17	BP 16: Doors Frames HW _Johnson Finch McClure	4 : 4		0	0	0%	0	0%
Apr-17	BP 16: Doors Frames HW _Johnson Finch McClure	5 : 5		4	4	100%	3	75%
May-17	BP 16: Doors Frames HW _Johnson Finch McClure	4 : 4		3	3	100%	2	67%
Jun-17	BP 16: Doors Frames HW _Johnson Finch McClure	4 : 4		1	1	100%	0	0%
Jul-17	BP 16: Doors Frames HW _Johnson Finch McClure	5 : 5		1	1	100%	0	0%
Aug-17	BP 16: Doors Frames HW _Johnson Finch McClure	4 : 4		0	0	0%	0	0%
Sep-17	BP 16: Doors Frames HW _Johnson Finch McClure	4 : 4		0	0	0%	0	0%
Oct-17	BP 16: Doors Frames HW _Johnson Finch McClure	4 : 4		0	0	0%	0	0%
Nov-17	BP 16: Doors Frames HW _Johnson Finch McClure	4 : 4		0	0	0%	0	0%
Dec-17	BP 16: Doors Frames HW _Johnson Finch McClure	5 : 5		4	2	50%	0	0%
Jan-18	BP 16: Doors Frames HW _Johnson Finch McClure	4 : 4		1	1	100%	0	0%
Feb-18	BP 16: Doors Frames HW _Johnson Finch McClure	4 : 4		0	0	0%	0	0%
Mar-18	BP 16: Doors Frames HW _Johnson Finch McClure	4 : 4		0	0	0%	0	0%
Apr-18	BP 16: Doors Frames HW _Johnson Finch McClure	4 : 4		2	2	100%	0	0%
May-18	BP 16: Doors Frames HW _Johnson Finch McClure	4 : 4		0	0	0%	0	0%
Jun-18	BP 16: Doors Frames HW _Johnson Finch McClure	2 : 4	**	0	0	0%	0	0%
Aug-17	BP 16: Doors Frames HW _ESS	2 : 2		2	2	100%	1	50%
Sep-17	BP 16: Doors Frames HW _ESS	4 : 4		0	0	0%	0	0%
Oct-17	BP 16: Doors Frames HW _ESS	4 : 4		0	0	0%	0	0%
Nov-17	BP 16: Doors Frames HW _ESS	4 : 4		1	1	100%	1	100%
Dec-17	BP 16: Doors Frames HW _ESS	4 : 4		2	2	100%	0	0%
Jan-18	BP 16: Doors Frames HW _ESS	4 : 4		0	0	0%	0	0%
Feb-18	BP 16: Doors Frames HW _ESS	3 : 3		0	0	0%	0	0%
Jul-16	BP 16: Doors Frames HW _Superior Door Systems	2 : 2		3	3	100%	0	0%
Aug-16	BP 16: Doors Frames HW _Superior Door Systems	4 : 4		2	2	100%	2	100%
Sep-16	BP 16: Doors Frames HW _Superior Door Systems	4 : 4		0	0	0%	0	0%
Oct-16	BP 16: Doors Frames HW _Superior Door Systems	3 : 3		0	0	0%	0	0%
Jun-16	BP 17: Paint _Everlast	4 : 4		6	1	17%	0	0%
Jul-16	BP 17: Paint _Everlast	4 : 4		1	1	100%	1	100%
Aug-16	BP 17: Paint _Everlast	4 : 4		3	3	100%	2	67%
Sep-16	BP 17: Paint _Everlast	4 : 4		0	0	0%	0	0%
Oct-16	BP 17: Paint _Everlast	4 : 4		3	0	0%	0	0%
Nov-16	BP 17: Paint _Everlast	4 : 4		1	0	0%	0	0%
Dec-16	BP 17: Paint _Everlast	3 : 3		0	0	0%	0	0%
Jul-17	BP 17: Paint _Hasson	4 : 4		4	4	100%	1	25%
Aug-17	BP 17: Paint _Hasson	4 : 4		0	0	0%	0	0%
Sep-17	BP 17: Paint _Hasson	4 : 4		0	0	0%	0	0%
Oct-17	BP 17: Paint _Hasson	4 : 4		1	1	100%	0	0%
Nov-17	BP 17: Paint _Hasson	5 : 5		2	2	100%	2	100%
Dec-17	BP 17: Paint _Hasson	5 : 5		2	2	100%	2	100%
Jan-18	BP 17: Paint _Hasson	4 : 4		1	1	100%	0	0%
Feb-18	BP 17: Paint _Hasson	4 : 4		0	0	0%	0	0%
Mar-18	BP 17: Paint _Hasson	4 : 4		1	0	0%	0	0%
Apr-18	BP 17: Paint _Hasson	0 : 4	**	0	0	0%	0	0%
May-18	BP 17: Paint _Hasson	0 : 4	**	0	0	0%	0	0%
...more	BP 17: Paint _Hasson					0%		0%
Jun-16	BP 19: Mtl Slds, DW, Ins _CMS Interior	2 : 2		3	3	100%	0	0%
Jul-16	BP 19: Mtl Slds, DW, Ins _CMS Interior	4 : 4		0	0	0%	0	0%
Aug-16	BP 19: Mtl Slds, DW, Ins _CMS Interior	4 : 4		3	3	100%	0	0%
Sep-16	BP 19: Mtl Slds, DW, Ins _CMS Interior	4 : 4		4	4	100%	1	25%
Oct-16	BP 19: Mtl Slds, DW, Ins _CMS Interior	4 : 4		0	0	0%	0	0%
Nov-16	BP 19: Mtl Slds, DW, Ins _CMS Interior	4 : 4		0	0	0%	0	0%
Dec-16	BP 19: Mtl Slds, DW, Ins _CMS Interior	4 : 4		0	0	0%	0	0%
Jan-17	BP 19: Mtl Slds, DW, Ins _CMS Interior	5 : 5		0	0	0%	0	0%
Feb-17	BP 19: Mtl Slds, DW, Ins _CMS Interior	4 : 4		0	0	0%	0	0%
Mar-17	BP 19: Mtl Slds, DW, Ins _CMS Interior	4 : 4		0	0	0%	0	0%

Southwestern College - National City Higher Education Center
CBA Workforce Utilization Report (EXHIBIT 1)

Apr-17	BP 19: Mtl Slds, DW, Ins _ CMS Interior	4 : 4	0	0	0%	0	0%
May-17	BP 19: Mtl Slds, DW, Ins _ CMS Interior	4 : 4	0	0	0%	0	0%
Jun-17	BP 19: Mtl Slds, DW, Ins _ CMS Interior	4 : 4	0	0	0%	0	0%
Jul-17	BP 19: Mtl Slds, DW, Ins _ CMS Interior	4 : 4	3	1	33%	0	0%
Aug-17	BP 19: Mtl Slds, DW, Ins _ CMS Interior	4 : 4	0	0	0%	0	0%
Sep-17	BP 19: Mtl Slds, DW, Ins _ CMS Interior	4 : 4	0	0	0%	0	0%
Oct-17	BP 19: Mtl Slds, DW, Ins _ CMS Interior	4 : 4	2	1	50%	0	0%
Nov-17	BP 19: Mtl Slds, DW, Ins _ CMS Interior	4 : 4	1	1	100%	0	0%
Dec-17	BP 19: Mtl Slds, DW, Ins _ CMS Interior	5 : 5	0	0	0%	0	0%
Jan-18	BP 19: Mtl Slds, DW, Ins _ CMS Interior	4 : 4	0	0	0%	0	0%
Feb-18	BP 19: Mtl Slds, DW, Ins _ CMS Interior	4 : 4	0	0	0%	0	0%
Mar-18	BP 19: Mtl Slds, DW, Ins _ CMS Interior	4 : 4	0	0	0%	0	0%
Apr-18	BP 19: Mtl Slds, DW, Ins _ CMS Interior	1 : 1	0	0	0%	0	0%
Apr-16	BP 19: Mtl Slds, DW, Ins _ Johnson Finch McClure	1 : 1	4	4	100%	0	0%
May-16	BP 19: Mtl Slds, DW, Ins _ Johnson Finch McClure	5 : 5	2	2	100%	0	0%
Jun-16	BP 19: Mtl Slds, DW, Ins _ Johnson Finch McClure	4 : 4	6	6	100%	3	50%
Jul-16	BP 19: Mtl Slds, DW, Ins _ Johnson Finch McClure	4 : 4	11	11	100%	10	91%
Aug-16	BP 19: Mtl Slds, DW, Ins _ Johnson Finch McClure	4 : 4	6	6	100%	4	67%
Sep-16	BP 19: Mtl Slds, DW, Ins _ Johnson Finch McClure	4 : 4	0	0	0%	0	0%
Oct-16	BP 19: Mtl Slds, DW, Ins _ Johnson Finch McClure	4 : 4	0	0	0%	0	0%
Nov-16	BP 19: Mtl Slds, DW, Ins _ Johnson Finch McClure	4 : 4	0	0	0%	0	0%
Dec-16	BP 19: Mtl Slds, DW, Ins _ Johnson Finch McClure	4 : 4	0	0	0%	0	0%
Jan-17	BP 19: Mtl Slds, DW, Ins _ Johnson Finch McClure	5 : 5	1	1	100%	0	0%
Feb-17	BP 19: Mtl Slds, DW, Ins _ Johnson Finch McClure	4 : 4	0	0	0%	0	0%
Mar-17	BP 19: Mtl Slds, DW, Ins _ Johnson Finch McClure	4 : 4	6	6	100%	2	33%
Apr-17	BP 19: Mtl Slds, DW, Ins _ Johnson Finch McClure	5 : 5	14	14	100%	4	29%
May-17	BP 19: Mtl Slds, DW, Ins _ Johnson Finch McClure	4 : 4	20	17	85%	6	35%
Jun-17	BP 19: Mtl Slds, DW, Ins _ Johnson Finch McClure	4 : 4	20	20	100%	5	25%
Jul-17	BP 19: Mtl Slds, DW, Ins _ Johnson Finch McClure	5 : 5	17	17	100%	9	53%
Aug-17	BP 19: Mtl Slds, DW, Ins _ Johnson Finch McClure	4 : 4	10	8	80%	2	25%
Sep-17	BP 19: Mtl Slds, DW, Ins _ Johnson Finch McClure	4 : 4	9	8	89%	2	25%
Oct-17	BP 19: Mtl Slds, DW, Ins _ Johnson Finch McClure	4 : 4	3	3	100%	0	0%
Nov-17	BP 19: Mtl Slds, DW, Ins _ Johnson Finch McClure	4 : 4	2	2	100%	0	0%
Dec-17	BP 19: Mtl Slds, DW, Ins _ Johnson Finch McClure	5 : 5	3	3	100%	0	0%
Jan-18	BP 19: Mtl Slds, DW, Ins _ Johnson Finch McClure	4 : 4	1	1	100%	1	100%
Feb-18	BP 19: Mtl Slds, DW, Ins _ Johnson Finch McClure	4 : 4	0	0	0%	0	0%
Mar-18	BP 19: Mtl Slds, DW, Ins _ Johnson Finch McClure	4 : 4	0	0	0%	0	0%
Apr-18	BP 19: Mtl Slds, DW, Ins _ Johnson Finch McClure	4 : 4	0	0	0%	0	0%
May-18	BP 19: Mtl Slds, DW, Ins _ Johnson Finch McClure	4 : 4	0	0	0%	0	0%
Jun-18	BP 19: Mtl Slds, DW, Ins _ Johnson Finch McClure	2 : 4	**	0	0%	0	0%
Mar-17	BP 19: Mtl Slds, DW, Ins _ Commercial Scaffold	2 : 2	4	4	100%	0	0%
Apr-17	BP 19: Mtl Slds, DW, Ins _ Commercial Scaffold	5 : 5	7	4	57%	0	0%
May-17	BP 19: Mtl Slds, DW, Ins _ Commercial Scaffold	4 : 4	2	2	100%	0	0%
Jun-17	BP 19: Mtl Slds, DW, Ins _ Commercial Scaffold	3 : 4	3	3	100%	0	0%
Jul-17	BP 19: Mtl Slds, DW, Ins _ Commercial Scaffold	4 : 4	0	0	0%	0	0%
Aug-17	BP 19: Mtl Slds, DW, Ins _ Commercial Scaffold	4 : 4	3	1	33%	0	0%
Sep-17	BP 19: Mtl Slds, DW, Ins _ Commercial Scaffold	3 : 3	1	1	100%	0	0%
Jan-17	BP 20: Tile _ Continental Marble & Tile	5 : 5	2	2	100%	2	100%
Feb-17	BP 20: Tile _ Continental Marble & Tile	4 : 4	0	0	0%	0	0%
Mar-17	BP 20: Tile _ Continental Marble & Tile	4 : 4	0	0	0%	0	0%
Apr-17	BP 20: Tile _ Continental Marble & Tile	4 : 4	0	0	0%	0	0%
May-17	BP 20: Tile _ Continental Marble & Tile	4 : 4	0	0	0%	0	0%
Jun-17	BP 20: Tile _ Continental Marble & Tile	4 : 4	5	2	40%	0	0%
Jul-17	BP 20: Tile _ Continental Marble & Tile	5 : 5	1	0	0%	0	0%
Aug-17	BP 20: Tile _ Continental Marble & Tile	4 : 4	0	0	0%	0	0%
Sep-17	BP 20: Tile _ Continental Marble & Tile	4 : 4	3	3	100%	3	100%
Oct-17	BP 20: Tile _ Continental Marble & Tile	5 : 5	5	0	0%	0	0%
Nov-17	BP 20: Tile _ Continental Marble & Tile	4 : 4	0	0	0%	0	0%
Dec-17	BP 20: Tile _ Continental Marble & Tile	1 : 1	0	0	0%	0	0%
Oct-16	BP 21: Specialties _ Brady	3 : 3	2	2	100%	0	0%
Nov-16	BP 21: Specialties _ Brady	4 : 4	0	0	0%	0	0%
Dec-16	BP 21: Specialties _ Brady	4 : 4	0	0	0%	0	0%
Jan-17	BP 21: Specialties _ Brady	5 : 5	0	0	0%	0	0%
Feb-17	BP 21: Specialties _ Brady	4 : 4	0	0	0%	0	0%
Mar-17	BP 21: Specialties _ Brady	4 : 4	0	0	0%	0	0%
Apr-17	BP 21: Specialties _ Brady	4 : 4	0	0	0%	0	0%
May-17	BP 21: Specialties _ Brady	4 : 4	0	0	0%	0	0%
Jun-17	BP 21: Specialties _ Brady	4 : 4	0	0	0%	0	0%
Jul-17	BP 21: Specialties _ Brady	4 : 4	1	1	100%	0	0%
Aug-17	BP 21: Specialties _ Brady	4 : 4	0	0	0%	0	0%
Sep-17	BP 21: Specialties _ Brady	4 : 4	0	0	0%	0	0%
Oct-17	BP 21: Specialties _ Brady	4 : 4	4	4	100%	1	25%
Nov-17	BP 21: Specialties _ Brady	4 : 4	1	1	100%	0	0%
Dec-17	BP 21: Specialties _ Brady	4 : 4	1	1	100%	1	100%
Jan-18	BP 21: Specialties _ Brady	4 : 4	0	0	0%	0	0%
Feb-18	BP 21: Specialties _ Brady	4 : 4	0	0	0%	0	0%
Mar-18	BP 21: Specialties _ Brady	4 : 4	0	0	0%	0	0%
Apr-18	BP 21: Specialties _ Brady	4 : 4	0	0	0%	0	0%
Nov-16	BP 22: Signage _ A Good Sign	2 : 2	1	0	0%	0	0%
Dec-16	BP 22: Signage _ A Good Sign	4 : 4	0	0	0%	0	0%
Jan-17	BP 22: Signage _ A Good Sign	5 : 5	0	0	0%	0	0%
Feb-17	BP 22: Signage _ A Good Sign	4 : 4	0	0	0%	0	0%
Mar-17	BP 22: Signage _ A Good Sign	4 : 4	0	0	0%	0	0%
Apr-17	BP 22: Signage _ A Good Sign	5 : 5	1	0	0%	0	0%
May-17	BP 22: Signage _ A Good Sign	4 : 4	0	0	0%	0	0%
Jun-17	BP 22: Signage _ A Good Sign	4 : 4	1	1	100%	1	100%
Jul-17	BP 22: Signage _ A Good Sign	4 : 4	3	0	0%	0	0%
Aug-17	BP 22: Signage _ A Good Sign	4 : 4	1	0	0%	0	0%
Sep-17	BP 22: Signage _ A Good Sign	4 : 4	0	0	0%	0	0%
Oct-17	BP 22: Signage _ A Good Sign	4 : 4	0	0	0%	0	0%
Nov-17	BP 22: Signage _ A Good Sign	4 : 4	0	0	0%	0	0%

Southwestern College - National City Higher Education Center
CBA Workforce Utilization Report (EXHIBIT 1)

Dec-17	BP 22: Signage _ A Good Sign	4 : 5	**	0	0	0%	0	0%
Jan-18	BP 22: Signage _ A Good Sign	4 : 4		3	0	0%	0	0%
Feb-18	BP 22: Signage _ A Good Sign	4 : 4		1	0	0%	0	0%
Mar-18	BP 22: Signage _ A Good Sign	4 : 4		0	0	0%	0	0%
Apr-18	BP 22: Signage _ A Good Sign	1 : 4	**	0	0	0%	0	0%
more...	BP 22: Signage _ A Good Sign	:	**					
Dec-16	BP 23: Window Treatments _ Sheward Sons	1 : 1		3	0	0%	0	0%
Jan-17	BP 23: Window Treatments _ Sheward Sons	5 : 5		0	0	0%	0	0%
Feb-17	BP 23: Window Treatments _ Sheward Sons	4 : 4		0	0	0%	0	0%
Mar-17	BP 23: Window Treatments _ Sheward Sons	4 : 4		0	0	0%	0	0%
Apr-17	BP 23: Window Treatments _ Sheward Sons	5 : 5		0	0	0%	0	0%
May-17	BP 23: Window Treatments _ Sheward Sons	4 : 4		0	0	0%	0	0%
Jun-17	BP 23: Window Treatments _ Sheward Sons	4 : 4		0	0	0%	0	0%
Jul-17	BP 23: Window Treatments _ Sheward Sons	4 : 4		0	0	0%	0	0%
Aug-17	BP 23: Window Treatments _ Sheward Sons	4 : 4		0	0	0%	0	0%
Sep-17	BP 23: Window Treatments _ Sheward Sons	4 : 4		0	0	0%	0	0%
Oct-17	BP 23: Window Treatments _ Sheward Sons	5 : 5		0	0	0%	0	0%
Nov-17	BP 23: Window Treatments _ Sheward Sons	4 : 4		0	0	0%	0	0%
Dec-17	BP 23: Window Treatments _ Sheward Sons	5 : 5		0	0	0%	0	0%
Jan-18	BP 23: Window Treatments _ Sheward Sons	5 : 5		2	0	0%	0	0%
Feb-18	BP 23: Window Treatments _ Sheward Sons	4 : 4		1	0	0%	0	0%
Mar-18	BP 23: Window Treatments _ Sheward Sons	4 : 4		0	0	0%	0	0%
Apr-18	BP 23: Window Treatments _ Sheward Sons	4 : 5	**	0	0	0%	0	0%
May-18	BP 23: Window Treatments _ Sheward Sons	3 : 4	**	1	0	0%	0	0%
Jun-18	BP 23: Window Treatments _ Sheward Sons	3 : 5	**	0	0	0%	0	0%
	BP 23: Window Treatments _ Sheward Sons	: 5		0	0	0%	0	0%
Mar-16	BP 26: Plumbing _ Advance Plumbing	2 : 2		2	2	100%	0	0%
Apr-16	BP 26: Plumbing _ Advance Plumbing	4 : 4		0	0	0%	0	0%
May-16	BP 26: Plumbing _ Advance Plumbing	4 : 4		1	1	100%	0	0%
Jun-16	BP 26: Plumbing _ Advance Plumbing	5 : 5		1	1	100%	0	0%
Jul-16	BP 26: Plumbing _ Advance Plumbing	4 : 4		0	0	0%	0	0%
Aug-16	BP 26: Plumbing _ Advance Plumbing	4 : 4		0	0	0%	0	0%
Sep-16	BP 26: Plumbing _ Advance Plumbing	4 : 4		0	0	0%	0	0%
Oct-16	BP 26: Plumbing _ Advance Plumbing	4 : 4		0	0	0%	0	0%
Nov-16	BP 26: Plumbing _ Advance Plumbing	4 : 4		5	5	100%	0	0%
Dec-16	BP 26: Plumbing _ Advance Plumbing	4 : 4		3	3	100%	1	33%
Jan-17	BP 26: Plumbing _ Advance Plumbing	5 : 5		0	0	0%	0	0%
Feb-17	BP 26: Plumbing _ Advance Plumbing	4 : 4		5	5	100%	1	20%
Mar-17	BP 26: Plumbing _ Advance Plumbing	5 : 5		1	1	100%	0	0%
Apr-17	BP 26: Plumbing _ Advance Plumbing	4 : 4		7	7	100%	1	14%
May-17	BP 26: Plumbing _ Advance Plumbing	4 : 4		1	1	100%	0	0%
Jun-17	BP 26: Plumbing _ Advance Plumbing	4 : 4		0	0	0%	0	0%
Jul-17	BP 26: Plumbing _ Advance Plumbing	4 : 4		0	0	0%	0	0%
Aug-17	BP 26: Plumbing _ Advance Plumbing	4 : 4		1	1	100%	0	0%
Sep-17	BP 26: Plumbing _ Advance Plumbing	4 : 4		1	1	100%	0	0%
Oct-17	BP 26: Plumbing _ Advance Plumbing	4 : 4		2	2	100%	0	0%
Nov-17	BP 26: Plumbing _ Advance Plumbing	4 : 4		1	1	100%	0	0%
Dec-17	BP 26: Plumbing _ Advance Plumbing	4 : 4		1	1	100%	0	0%
Jan-18	BP 26: Plumbing _ Advance Plumbing	4 : 4		1	1	100%	0	0%
Feb-18	BP 26: Plumbing _ Advance Plumbing	4 : 4		0	0	0%	0	0%
Mar-18	BP 26: Plumbing _ Advance Plumbing	4 : 4		0	0	0%	0	0%
Apr-18	BP 26: Plumbing _ Advance Plumbing	4 : 4		0	0	0%	0	0%
May-18	BP 26: Plumbing _ Advance Plumbing	5 : 5		0	0	0%	0	0%
May-17	BP 26: Plumbing _ Farwest	2 : 2		2	1	50%	0	0%
Jun-17	BP 26: Plumbing _ Farwest	4 : 4		7	6	86%	3	50%
Jul-17	BP 26: Plumbing _ Farwest	5 : 5		0	0	0%	0	0%
Aug-17	BP 26: Plumbing _ Farwest	4 : 4		0	0	0%	0	0%
Sep-17	BP 26: Plumbing _ Farwest	4 : 4		0	0	0%	0	0%
Oct-17	BP 26: Plumbing _ Farwest	4 : 4		0	0	0%	0	0%
Nov-17	BP 26: Plumbing _ Farwest	4 : 4		1	1	100%	0	0%
Dec-17	BP 26: Plumbing _ Farwest	5 : 5		0	0	0%	0	0%
Jan-18	BP 26: Plumbing _ Farwest	4 : 4		0	0	0%	0	0%
Feb-18	BP 26: Plumbing _ Farwest	4 : 4		0	0	0%	0	0%
Mar-18	BP 26: Plumbing _ Farwest	2 : 2		0	0	0%	0	0%
Jun-16	BP 26: Plumbing _ TC Welding	1 : 1		1	1	100%	0	0%
May-17	BP 27: HVAC _ Baker (sub to Albiero)	4 : 4		1	1	100%	0	0%
Jun-17	BP 27: HVAC _ Baker (sub to Albiero)	4 : 4		0	0	0%	0	0%
Jul-17	BP 27: HVAC _ Baker (sub to Albiero)	4 : 4		0	0	0%	0	0%
Aug-17	BP 27: HVAC _ Baker (sub to Albiero)	4 : 4		5	4	80%	0	0%
Sep-17	BP 27: HVAC _ Baker (sub to Albiero)	4 : 4		0	0	0%	0	0%
Oct-17	BP 27: HVAC _ Baker (sub to Albiero)	4 : 4		1	1	100%	1	100%
Nov-17	BP 27: HVAC _ Baker (sub to Albiero)	4 : 4		0	0	0%	0	0%
Dec-17	BP 27: HVAC _ Baker (sub to Albiero)	4 : 4		0	0	0%	0	0%
Jan-18	BP 27: HVAC _ Baker (sub to Albiero)	4 : 4		0	0	0%	0	0%
Feb-18	BP 27: HVAC _ Baker (sub to Albiero)	4 : 4		0	0	0%	0	0%
Mar-18	BP 27: HVAC _ Baker (sub to Albiero)	4 : 4		0	0	0%	0	0%
Apr-18	BP 27: HVAC _ Baker (sub to Albiero)	3 : 3		0	0	0%	0	0%
Jun-16	BP 27: HVAC _ Baker (sub to Climatec)	3 : 3		2	2	100%	1	50%
Jul-16	BP 27: HVAC _ Baker (sub to Climatec)	4 : 4		0	0	0%	0	0%
Aug-16	BP 27: HVAC _ Baker (sub to Climatec)	4 : 4		3	2	67%	0	0%
Sep-16	BP 27: HVAC _ Baker (sub to Climatec)	4 : 4		0	0	0%	0	0%
Oct-16	BP 27: HVAC _ Baker (sub to Climatec)	4 : 4		1	1	100%	0	0%
Nov-16	BP 27: HVAC _ Baker (sub to Climatec)	4 : 4		0	0	0%	0	0%
Dec-16	BP 27: HVAC _ Baker (sub to Climatec)	4 : 4		0	0	0%	0	0%
Jan-17	BP 27: HVAC _ Baker (sub to Climatec)	5 : 5		0	0	0%	0	0%
Feb-17	BP 27: HVAC _ Baker (sub to Climatec)	4 : 4		0	0	0%	0	0%
Mar-17	BP 27: HVAC _ Baker (sub to Climatec)	4 : 4		0	0	0%	0	0%
Apr-17	BP 27: HVAC _ Baker (sub to Climatec)	5 : 5		0	0	0%	0	0%
May-17	BP 27: HVAC _ Baker (sub to Climatec)	4 : 4		0	0	0%	0	0%
Jun-17	BP 27: HVAC _ Baker (sub to Climatec)	4 : 4		0	0	0%	0	0%
Jul-17	BP 27: HVAC _ Baker (sub to Climatec)	4 : 4		0	0	0%	0	0%

Southwestern College - National City Higher Education Center
CBA Workforce Utilization Report (EXHIBIT 1)

Aug-17	BP 27: HVAC _ Baker (sub to Climatec)	4 : 4		5	4	80%	0	0%
Sep-17	BP 27: HVAC _ Baker (sub to Climatec)	4 : 4		0	0	0%	0	0%
Oct-17	BP 27: HVAC _ Baker (sub to Climatec)	5 : 5		1	1	100%	0	0%
Nov-17	BP 27: HVAC _ Baker (sub to Climatec)	4 : 4		1	1	100%	1	100%
Dec-17	BP 27: HVAC _ Baker (sub to Climatec)	5 : 5		2	1	50%	0	0%
Jan-18	BP 27: HVAC _ Baker (sub to Climatec)	4 : 4		1	0	0%	0	0%
Feb-18	BP 27: HVAC _ Baker (sub to Climatec)	4 : 4		0	0	0%	0	0%
Mar-18	BP 27: HVAC _ Baker (sub to Climatec)	4 : 4		0	0	0%	0	0%
Apr-18	BP 27: HVAC _ Baker (sub to Climatec)	5 : 5		0	0	0%	0	0%
May-18	BP 27: HVAC _ Baker (sub to Climatec)	5 : 5		0	0	0%	0	0%
Jun-18	BP 27: HVAC _ Baker (sub to Climatec)	3 : 5	**	0	0	0%	0	0%
Nov-16	BP 27: HVAC _ Balance America	3 : 3		2	2	100%	1	50%
Dec-16	BP 27: HVAC _ Balance America	4 : 4		0	0	0%	0	0%
Jan-17	BP 27: HVAC _ Balance America	5 : 5		0	0	0%	0	0%
Feb-17	BP 27: HVAC _ Balance America	4 : 4		0	0	0%	0	0%
Mar-17	BP 27: HVAC _ Balance America	4 : 4		0	0	0%	0	0%
Apr-17	BP 27: HVAC _ Balance America	5 : 5		0	0	0%	0	0%
May-17	BP 27: HVAC _ Balance America	4 : 4		0	0	0%	0	0%
Jun-17	BP 27: HVAC _ Balance America	4 : 4		0	0	0%	0	0%
Jul-17	BP 27: HVAC _ Balance America	5 : 5		0	0	0%	0	0%
Aug-17	BP 27: HVAC _ Balance America	4 : 4		1	1	100%	0	0%
Sep-17	BP 27: HVAC _ Balance America	4 : 4		0	0	0%	0	0%
Oct-17	BP 27: HVAC _ Balance America	4 : 4		0	0	0%	0	0%
Nov-17	BP 27: HVAC _ Balance America	4 : 4		3	3	100%	0	0%
Dec-17	BP 27: HVAC _ Balance America	5 : 5		0	0	0%	0	0%
Jan-18	BP 27: HVAC _ Balance America	4 : 4		0	0	0%	0	0%
Feb-18	BP 27: HVAC _ Balance America	4 : 4		0	0	0%	0	0%
Mar-18	BP 27: HVAC _ Balance America	4 : 4		0	0	0%	0	0%
Apr-18	BP 27: HVAC _ Balance America	4 : 5	**	0	0	0%	0	0%
May-17	BP 27: HVAC _ Cut N Core	2 : 2		1	1	100%	1	100%
Oct-16	BP 27: HVAC _ Bragg Crane	2 : 2		1	1	100%	0	0%
May-16	BP 27: HVAC _ Farwest (sub to J&B)	2 : 2		1	1	100%	0	0%
Jun-16	BP 27: HVAC _ Farwest (sub to J&B)	4 : 4		2	2	100%	0	0%
Jul-16	BP 27: HVAC _ Farwest (sub to J&B)	4 : 4		0	0	0%	0	0%
Aug-16	BP 27: HVAC _ Farwest (sub to J&B)	4 : 4		0	0	0%	0	0%
Sep-16	BP 27: HVAC _ Farwest (sub to J&B)	4 : 4		0	0	0%	0	0%
Oct-16	BP 27: HVAC _ Farwest (sub to J&B)	4 : 4		0	0	0%	0	0%
Nov-16	BP 27: HVAC _ Farwest (sub to J&B)	4 : 4		0	0	0%	0	0%
Dec-16	BP 27: HVAC _ Farwest (sub to J&B)	4 : 4		0	0	0%	0	0%
Jan-17	BP 27: HVAC _ Farwest (sub to J&B)	5 : 5		0	0	0%	0	0%
Feb-17	BP 27: HVAC _ Farwest (sub to J&B)	4 : 4		0	0	0%	0	0%
Mar-17	BP 27: HVAC _ Farwest (sub to J&B)	4 : 4		0	0	0%	0	0%
Apr-17	BP 27: HVAC _ Farwest (sub to J&B)	5 : 5		1	1	100%	0	0%
May-17	BP 27: HVAC _ Farwest (sub to J&B)	4 : 4		3	2	67%	0	0%
Jun-17	BP 27: HVAC _ Farwest (sub to J&B)	4 : 4		1	0	0%	0	0%
Jul-17	BP 27: HVAC _ Farwest (sub to J&B)	5 : 5		1	1	100%	1	100%
Aug-17	BP 27: HVAC _ Farwest (sub to J&B)	4 : 4		1	1	100%	1	100%
Sep-17	BP 27: HVAC _ Farwest (sub to J&B)	4 : 4		1	1	100%	0	0%
Oct-17	BP 27: HVAC _ Farwest (sub to J&B)	4 : 4		1	1	100%	1	100%
Nov-17	BP 27: HVAC _ Farwest (sub to J&B)	4 : 4		0	0	0%	0	0%
Dec-17	BP 27: HVAC _ Farwest (sub to J&B)	5 : 5		0	0	0%	0	0%
Jan-18	BP 27: HVAC _ Farwest (sub to J&B)	4 : 4		0	0	0%	0	0%
Feb-18	BP 27: HVAC _ Farwest (sub to J&B)	4 : 4		0	0	0%	0	0%
Mar-18	BP 27: HVAC _ Farwest (sub to J&B)	4 : 4		0	0	0%	0	0%
Apr-18	BP 27: HVAC _ Farwest (sub to J&B)	5 : 5		0	0	0%	0	0%
May-18	BP 27: HVAC _ Farwest (sub to J&B)	4 : 4		0	0	0%	0	0%
Mar-16	BP 27: HVAC _ Jackson & Blanc	2 : 2		2	2	100%	0	0%
Apr-16	BP 27: HVAC _ Jackson & Blanc	4 : 4		4	4	100%	1	25%
May-16	BP 27: HVAC _ Jackson & Blanc	4 : 4		4	4	100%	1	25%
Jun-16	BP 27: HVAC _ Jackson & Blanc	4 : 4		0	0	0%	0	0%
Jul-16	BP 27: HVAC _ Jackson & Blanc	4 : 4		1	1	100%	1	100%
Aug-16	BP 27: HVAC _ Jackson & Blanc	4 : 4		0	0	0%	0	0%
Sep-16	BP 27: HVAC _ Jackson & Blanc	4 : 4		0	0	0%	0	0%
Oct-16	BP 27: HVAC _ Jackson & Blanc	4 : 4		0	0	0%	0	0%
Nov-16	BP 27: HVAC _ Jackson & Blanc	4 : 4		6	4	67%	1	25%
Dec-16	BP 27: HVAC _ Jackson & Blanc	4 : 4		0	0	0%	0	0%
Jan-17	BP 27: HVAC _ Jackson & Blanc	5 : 5		1	1	100%	0	0%
Feb-17	BP 27: HVAC _ Jackson & Blanc	4 : 4		4	3	75%	1	33%
Mar-17	BP 27: HVAC _ Jackson & Blanc	4 : 4		4	4	100%	1	25%
Apr-17	BP 27: HVAC _ Jackson & Blanc	4 : 4		13	13	100%	2	15%
May-17	BP 27: HVAC _ Jackson & Blanc	4 : 4		2	2	100%	0	0%
Jun-17	BP 27: HVAC _ Jackson & Blanc	4 : 4		1	1	100%	0	0%
Jul-17	BP 27: HVAC _ Jackson & Blanc	5 : 5		5	5	100%	1	20%
Aug-17	BP 27: HVAC _ Jackson & Blanc	4 : 4		0	0	0%	0	0%
Sep-17	BP 27: HVAC _ Jackson & Blanc	4 : 4		1	1	100%	0	0%
Oct-17	BP 27: HVAC _ Jackson & Blanc	4 : 4		4	4	100%	0	0%
Nov-17	BP 27: HVAC _ Jackson & Blanc	4 : 4		2	2	100%	0	0%
Dec-17	BP 27: HVAC _ Jackson & Blanc	5 : 5		0	0	0%	0	0%
Jan-18	BP 27: HVAC _ Jackson & Blanc	5 : 5		1	1	100%	0	0%
Feb-18	BP 27: HVAC _ Jackson & Blanc	4 : 4		0	0	0%	0	0%
Mar-18	BP 27: HVAC _ Jackson & Blanc	4 : 4		1	1	100%	0	0%
Apr-18	BP 27: HVAC _ Jackson & Blanc	4 : 4		0	0	0%	0	0%
May-18	BP 27: HVAC _ Jackson & Blanc	1 : 5	**	0	0	0%	0	0%
more...	BP 27: HVAC _ Jackson & Blanc	:	**			0%	0	0%
Mar-16	BP 28: Electrical _ Baker Electric	1 : 1		1	1	100%	0	0%
Apr-16	BP 28: Electrical _ Baker Electric	4 : 4		2	2	100%	0	0%
May-16	BP 28: Electrical _ Baker Electric	5 : 5		0	0	0%	0	0%
Jun-16	BP 28: Electrical _ Baker Electric	4 : 4		5	5	100%	1	20%
Jul-16	BP 28: Electrical _ Baker Electric	4 : 4		3	2	67%	0	0%
Aug-16	BP 28: Electrical _ Baker Electric	4 : 4		3	3	100%	1	33%
Sep-16	BP 28: Electrical _ Baker Electric	4 : 4		6	6	100%	1	17%

Southwestern College - National City Higher Education Center
CBA Workforce Utilization Report (EXHIBIT 1)

Oct-16	BP 28: Electrical _ Baker Electric	4 : 4		0	0	0%	0	0%
Nov-16	BP 28: Electrical _ Baker Electric	4 : 4		0	0	0%	0	0%
Dec-16	BP 28: Electrical _ Baker Electric	4 : 4		4	4	100%	0	0%
Jan-17	BP 28: Electrical _ Baker Electric	5 : 5		0	0	0%	0	0%
Feb-17	BP 28: Electrical _ Baker Electric	4 : 4		0	0	0%	0	0%
Mar-17	BP 28: Electrical _ Baker Electric	4 : 4		2	2	100%	0	0%
Apr-17	BP 28: Electrical _ Baker Electric	4 : 4		3	3	100%	0	0%
May-17	BP 28: Electrical _ Baker Electric	4 : 4		4	4	100%	3	75%
Jun-17	BP 28: Electrical _ Baker Electric	4 : 4		2	2	100%	1	50%
Jul-17	BP 28: Electrical _ Baker Electric	4 : 4		2	1	50%	0	0%
Aug-17	BP 28: Electrical _ Baker Electric	4 : 4		1	1	100%	0	0%
Sep-17	BP 28: Electrical _ Baker Electric	4 : 4		1	1	100%	0	0%
Oct-17	BP 28: Electrical _ Baker Electric	4 : 4		3	3	100%	1	33%
Nov-17	BP 28: Electrical _ Baker Electric	4 : 4		1	1	100%	1	100%
Dec-17	BP 28: Electrical _ Baker Electric	5 : 5		2	2	100%	0	0%
Jan-18	BP 28: Electrical _ Baker Electric	5 : 5		0	0	0%	0	0%
Feb-18	BP 28: Electrical _ Baker Electric	4 : 4		0	0	0%	0	0%
Mar-18	BP 28: Electrical _ Baker Electric	4 : 4		0	0	0%	0	0%
Apr-18	BP 28: Electrical _ Baker Electric	5 : 5		1	1	100%	0	0%
May-18	BP 28: Electrical _ Baker Electric	4 : 4		0	0	0%	0	0%
Jun-18	BP 28: Electrical _ Baker Electric	1 : 4	**	0	0	0%	0	0%
Jun-16	BP 28: Electrical _ Cut n Core	2 : 2		3	2	67%	0	0%
Jul-16	BP 28: Electrical _ Cut n Core	4 : 4		0	0	0%	0	0%
Aug-16	BP 28: Electrical _ Cut n Core	4 : 4		2	2	100%	2	100%
Sep-16	BP 28: Electrical _ Cut n Core	4 : 4		0	0	0%	0	0%
Oct-16	BP 28: Electrical _ Cut n Core	4 : 4		0	0	0%	0	0%
Nov-16	BP 28: Electrical _ Cut n Core	4 : 4		0	0	0%	0	0%
Dec-16	BP 28: Electrical _ Cut n Core	4 : 4		0	0	0%	0	0%
Jan-17	BP 28: Electrical _ Cut n Core	4 : 4		0	0	0%	0	0%
Feb-17	BP 28: Electrical _ Cut n Core	4 : 4		0	0	0%	0	0%
Mar-17	BP 28: Electrical _ Cut n Core	4 : 4		0	0	0%	0	0%
Apr-17	BP 28: Electrical _ Cut n Core	5 : 5		0	0	0%	0	0%
May-17	BP 28: Electrical _ Cut n Core	4 : 4		0	0	0%	0	0%
Jun-17	BP 28: Electrical _ Cut n Core	4 : 4		0	0	0%	0	0%
Jul-17	BP 28: Electrical _ Cut n Core	5 : 5		0	0	0%	0	0%
Aug-17	BP 28: Electrical _ Cut n Core	4 : 4		2	1	50%	1	100%
Sep-17	BP 28: Electrical _ Cut n Core	4 : 4		0	0	0%	0	0%
Oct-17	BP 28: Electrical _ Cut n Core	5 : 5		0	0	0%	0	0%
Nov-17	BP 28: Electrical _ Cut n Core	4 : 4		1	1	100%	1	100%
Dec-17	BP 28: Electrical _ Cut n Core	5 : 5		0	0	0%	0	0%
Jan-18	BP 28: Electrical _ Cut n Core	4 : 4		0	0	0%	0	0%
Jul-16	BP 28: Electrical _ Farwest (sub to Baker)	3 : 3		2	2	100%	1	50%
Aug-16	BP 28: Electrical _ Farwest (sub to Baker)	4 : 4		0	0	0%	0	0%
Sep-16	BP 28: Electrical _ Farwest (sub to Baker)	4 : 4		0	0	0%	0	0%
Oct-16	BP 28: Electrical _ Farwest (sub to Baker)	4 : 4		0	0	0%	0	0%
Nov-16	BP 28: Electrical _ Farwest (sub to Baker)	2 : 2		0	0	0%	0	0%
Jan-18	BP 28: Electrical _ National Security Works	3 : 3		2	2	100%	1	50%
Feb-18	BP 28: Electrical _ National Security Works	4 : 4		0	0	0%	0	0%
Mar-18	BP 28: Electrical _ National Security Works	2 : 4	**	0	0	0%	0	0%
Apr-16	BP 28: Electrical _ Pyro Comm	4 : 4		2	2	100%	1	50%
May-16	BP 28: Electrical _ Pyro Comm	5 : 5		0	0	0%	0	0%
Jun-16	BP 28: Electrical _ Pyro Comm	4 : 4		0	0	0%	0	0%
Jul-16	BP 28: Electrical _ Pyro Comm	4 : 4		6	6	100%	0	0%
Aug-16	BP 28: Electrical _ Pyro Comm	4 : 4		1	1	100%	0	0%
Sep-16	BP 28: Electrical _ Pyro Comm	4 : 4		0	0	0%	0	0%
Oct-16	BP 28: Electrical _ Pyro Comm	4 : 4		1	1	100%	1	100%
Nov-16	BP 28: Electrical _ Pyro Comm	4 : 4		0	0	0%	0	0%
Dec-16	BP 28: Electrical _ Pyro Comm	4 : 4		0	0	0%	0	0%
Jan-17	BP 28: Electrical _ Pyro Comm	5 : 5		0	0	0%	0	0%
Feb-17	BP 28: Electrical _ Pyro Comm	4 : 4		0	0	0%	0	0%
Mar-17	BP 28: Electrical _ Pyro Comm	4 : 4		0	0	0%	0	0%
Apr-17	BP 28: Electrical _ Pyro Comm	4 : 4		1	1	100%	0	0%
May-17	BP 28: Electrical _ Pyro Comm	4 : 4		0	0	0%	0	0%

Southwestern College - National City Higher Education Center
CBA Workforce Utilization Report (EXHIBIT 1)

Jun-17	BP 28: Electrical _ Pyro Comm	4 : 4	0	0	0%	0	0%
Jul-17	BP 28: Electrical _ Pyro Comm	4 : 4	1	1	100%	0	0%
Aug-17	BP 28: Electrical _ Pyro Comm	4 : 4	0	0	0%	0	0%
Sep-17	BP 28: Electrical _ Pyro Comm	4 : 4	0	0	0%	0	0%
Oct-17	BP 28: Electrical _ Pyro Comm	4 : 4	0	0	0%	0	0%
Nov-17	BP 28: Electrical _ Pyro Comm	4 : 4	1	1	100%	1	100%
Dec-17	BP 28: Electrical _ Pyro Comm	5 : 5	0	0	0%	0	0%
Jan-18	BP 28: Electrical _ Pyro Comm	4 : 4	0	0	0%	0	0%
Feb-18	BP 28: Electrical _ Pyro Comm	3 : 3	0	0	0%	0	0%
Jul-16	BP 28: Electrical _ RAP Engineering	1 : 1	3	3	100%	0	0%
Apr-16	BP 28: Electrical _ World Bridge	2 : 2	3	3	100%	1	33%
May-16	BP 28: Electrical _ World Bridge	5 : 5	0	0	0%	0	0%
Jun-16	BP 28: Electrical _ World Bridge	4 : 4	0	0	0%	0	0%
Jul-16	BP 28: Electrical _ World Bridge	4 : 4	0	0	0%	0	0%
Aug-16	BP 28: Electrical _ World Bridge	4 : 4	0	0	0%	0	0%
Sep-16	BP 28: Electrical _ World Bridge	4 : 4	3	3	100%	0	0%
Oct-16	BP 28: Electrical _ World Bridge	4 : 4	0	0	0%	0	0%
Nov-16	BP 28: Electrical _ World Bridge	4 : 4	0	0	0%	0	0%
Dec-16	BP 28: Electrical _ World Bridge	4 : 4	0	0	0%	0	0%
Jan-17	BP 28: Electrical _ World Bridge	5 : 5	0	0	0%	0	0%
Feb-17	BP 28: Electrical _ World Bridge	4 : 4	0	0	0%	0	0%
Mar-17	BP 28: Electrical _ World Bridge	4 : 4	0	0	0%	0	0%
Apr-17	BP 28: Electrical _ World Bridge	4 : 4	0	0	0%	0	0%
May-17	BP 28: Electrical _ World Bridge	4 : 4	0	0	0%	0	0%
Jun-17	BP 28: Electrical _ World Bridge	4 : 4	0	0	0%	0	0%
Jul-17	BP 28: Electrical _ World Bridge	4 : 4	0	0	0%	0	0%
Aug-17	BP 28: Electrical _ World Bridge	4 : 4	0	0	0%	0	0%
Sep-17	BP 28: Electrical _ World Bridge	4 : 4	3	3	100%	0	0%
Oct-17	BP 28: Electrical _ World Bridge	5 : 5	2	2	100%	0	0%
Nov-17	BP 28: Electrical _ World Bridge	5 : 5	0	0	0%	0	0%
Dec-17	BP 28: Electrical _ World Bridge	5 : 5	1	1	100%	0	0%
Jan-18	BP 28: Electrical _ World Bridge	4 : 4	0	0	0%	0	0%
Feb-18	BP 28: Electrical _ World Bridge	1 : 1	0	0	0%	0	0%
Oct-17	BP 29: AV Equipment _ Digital Networks	1 : 1	2	2	100%	1	50%
Nov-17	BP 29: AV Equipment _ Digital Networks	4 : 4	0	0	0%	0	0%
Dec-17	BP 29: AV Equipment _ Digital Networks	5 : 5	0	0	0%	0	0%
Jan-18	BP 29: AV Equipment _ Digital Networks	3 : 3	2	2	100%	0	0%

Notes:

Double asterisk (**) Denotes not all workforce data for the month has been accounted for, due to contractor's non-submittal of Certified Payroll Records. Remaining data will be reflected in next monthly report.

Double asterisk (** D) Denotes not that SOME workforce data for the month has NOT been accounted for, due to contractor's submittal of Certified Payroll Records with incomplete data. Remaining data will be reflected in next monthly report.

Grey Highlight denotes a contractor that has finished its scope of work.

Yellow Highlight denotes an active contractor.

CUMULATIVE STATISTICAL DATA

		RATIO OF WEEKS REPORTED	TOTAL NUMBER OF EMPLOYEES (POSITIONS) WORKING	TOTAL NUMBER OF LOCAL-TO- COUNTY (RESIDENT) WORKERS	% of LOCAL-TO- COUNTY WORKERS FILLING POSITIONS	TOTAL NUMBER OF LOCAL-TO-SWC DISTRICT WORKERS	% of LOCAL-TO-SWC DISTRICT WORKERS FILLING POSITIONS
SUB-TOTALS:	JOB TOTALS: BP05 _ Site Utilities	115 : 118 **	37	10	27%	2	20%
SUB-TOTALS:	JOB TOTALS: BP07 _ Landscape	103 : 108 **	23	6	26%	3	50%
SUB-TOTALS:	JOB TOTALS: BP08 _ Struc Site Concrete	354 : 360 **	154	116	75%	27	23%
SUB-TOTALS:	JOB TOTALS: BP09 _ Structural Steel	14 : 14	15	9	60%	3	33%
SUB-TOTALS:	JOB TOTALS: BP12 _ Lab Casework	32 : 32	20	17	85%	4	24%
SUB-TOTALS:	JOB TOTALS: BP13 _ Roofing	51 : 55 **	19	15	79%	3	20%
SUB-TOTALS:	JOB TOTALS: BP15 _ Glazing	83 : 83 **	14	13	93%	0	0%
SUB-TOTALS:	JOB TOTALS: BP16 _ Doors Frames Hardware	138 : 140 **	31	28	90%	10	36%
SUB-TOTALS:	JOB TOTALS: BP17 _ Paint	65 : 73 **	25	15	60%	8	53%
SUB-TOTALS:	JOB TOTALS: BP19 _ Mtl Stds, DW, Ins	222 : 225 **	171	157	92%	49	31%
SUB-TOTALS:	JOB TOTALS: BP20 _ Tile	48 : 48 **	16	7	44%	5	71%
SUB-TOTALS:	JOB TOTALS: BP21 _ Specialties	76 : 76 **	9	9	100%	2	22%
SUB-TOTALS:	JOB TOTALS: BP22 _ Signs	69 : 73 **	11	1	9%	1	100%
SUB-TOTALS:	JOB TOTALS: BP23 _ Window Treatments	76 : 85 **	7	0	0%	0	0%
SUB-TOTALS:	JOB TOTALS: BP26 _ Plumbing	153 : 153	44	42	95%	6	14%
SUB-TOTALS:	JOB TOTALS: BP27 _ HVAC	440 : 447 **	99	89	90%	17	19%
SUB-TOTALS:	JOB TOTALS: BP28 _ Electrical	406 : 411 **	86	82	95%	19	23%
SUB-TOTALS:	JOB TOTALS: BP29 _ AV Equip	13 : 13	4	4	100%	1	25%
TOTAL:	Number of weekly CPRs:	2458 : 2514 **	785	620	79%	160	26%
	CBA GOALS:				90% POSITIONS FILLED BY "LOCAL-TO- COUNTY" WORKERS		35% OF THE 90% "LOCAL-TO- COUNTY" POSITIONS TO BE FILLED BY "LOCAL- TO-DISTRICT" WORKERS

Southwestern College - Math Science Engineering Building
CBA Workforce Utilization Report [EXHIBIT 3]

REPORTING MONTH	CONTRACTORS	RATIO OF WEEKS REPORTED	TOTAL NUMBER OF EMPLOYEES (POSITIONS) WORKING	TOTAL NUMBER OF LOCAL-TO-COUNTY (RESIDENT) WORKERS	% of LOCAL-TO-COUNTY WORKERS FILLING POSITIONS	TOTAL NUMBER OF LOCAL-TO-SWC DISTRICT WORKERS	% of LOCAL-TO-SWC DISTRICT WORKERS FILLING POSITIONS
Jun-16	BP 03: Demo & Hazmat _ Chula Vista Electric	1 : 1	2	2	100%	0	0%
Jul-16	BP 03: Demo & Hazmat _ Chula Vista Electric	4 : 4	1	1	100%	1	100%
Aug-16	BP 03: Demo & Hazmat _ Chula Vista Electric	4 : 4	4	3	75%	1	33%
Jul-16	BP 03: Demo & Hazmat _ Fastrack Rentals	2 : 2	2	0	0%	0	0%
Aug-16	BP 03: Demo & Hazmat _ Fastrack Rentals	3 : 3	0	0	0%	0	0%
9/2016 - 12/2017	BP 03: Demo & Hazmat _ Fastrack Rentals	64 : 64	0	0	0%	0	0%
Jan-18	BP 03: Demo & Hazmat _ Fastrack Rentals	3 : 3	1	0	0%	0	0%
Jun-16	BP 03: Demo & Hazmat _ In Line Fence	2 : 2	4	4	100%	0	0%
Jul-16	BP 03: Demo & Hazmat _ In Line Fence	4 : 4	0	0	0%	0	0%
Aug-16	BP 03: Demo & Hazmat _ In Line Fence	4 : 4	2	2	100%	0	0%
Sep-16	BP 03: Demo & Hazmat _ In Line Fence	4 : 4	1	1	100%	0	0%
Oct-16	BP 03: Demo & Hazmat _ In Line Fence	2 : 2	0	0	0%	0	0%
11/2016 - 11/2017	BP 03: Demo & Hazmat _ In Line Fence	:	0	0	0%	0	0%
Dec-17	BP 03: Demo & Hazmat _ In Line Fence	4 : 4	0	0	0%	0	0%
Jan-18	BP 03: Demo & Hazmat _ In Line Fence	3 : 3	0	0	0%	0	0%
Jul-16	BP 03: Demo & Hazmat _ Inland Mechanical	2 : 2	4	0	0%	0	0%
Aug-16	BP 03: Demo & Hazmat _ Inland Mechanical	4 : 4	0	0	0%	0	0%
Sep-16	BP 03: Demo & Hazmat _ Inland Mechanical	2 : 2	0	0	0%	0	0%
Jun-16	BP 03: Demo & Hazmat _ Performance Abatement	2 : 2	9	0	0%	0	0%
Jul-16	BP 03: Demo & Hazmat _ Performance Abatement	4 : 4	7	0	0%	0	0%
Aug-16	BP 03: Demo & Hazmat _ Performance Abatement	4 : 4	7	0	0%	0	0%
Sep-16	BP 03: Demo & Hazmat _ Performance Abatement	4 : 4	0	0	0%	0	0%
Oct-16	BP 03: Demo & Hazmat _ Performance Abatement	5 : 5	2	0	0%	0	0%
Nov-16	BP 03: Demo & Hazmat _ Performance Abatement	4 : 4	0	0	0%	0	0%
12/2016 - 11/2017	BP 03: Demo & Hazmat _ Performance Abatement	:	0	0	0%	0	0%
Dec-17	BP 03: Demo & Hazmat _ Performance Abatement	4 : 4	5	0	0%	0	0%
Jan-18	BP 03: Demo & Hazmat _ Performance Abatement	4 : 4	0	0	0%	0	0%
Feb-18	BP 03: Demo & Hazmat _ Performance Abatement	4 : 4	0	0	0%	0	0%
Mar-18	BP 03: Demo & Hazmat _ Performance Abatement	4 : 4	1	0	0%	0	0%
Apr-18	BP 03: Demo & Hazmat _ Performance Abatement	4 : 5	0	0	0%	0	0%
	BP 03: Demo & Hazmat _ Performance Abatement	0 : 4	**	0	0%	0	0%
Jun-16	BP 03: Demo & Hazmat _ Power Plus	2 : 2	4	4	100%	0	0%
Jul-16	BP 03: Demo & Hazmat _ Power Plus	4 : 4	0	0	0%	0	0%
Aug-16	BP 03: Demo & Hazmat _ Power Plus	4 : 4	0	0	0%	0	0%
Sep-16	BP 03: Demo & Hazmat _ Power Plus	4 : 4	0	0	0%	0	0%
Oct-16	BP 03: Demo & Hazmat _ Power Plus	3 : 3	0	0	0%	0	0%
Jun-16	BP 03: Demo & Hazmat _ Silverado	3 : 3	3	0	0%	0	0%
Jul-16	BP 03: Demo & Hazmat _ Silverado	4 : 4	5	3	60%	1	33%
Aug-16	BP 03: Demo & Hazmat _ Silverado	4 : 4	1	1	100%	0	0%
Sep-16	BP 03: Demo & Hazmat _ Silverado	4 : 4	0	0	0%	0	0%
Oct-16	BP 03: Demo & Hazmat _ Silverado	4 : 4	0	0	0%	0	0%
Nov-16	BP 03: Demo & Hazmat _ Silverado	4 : 4	0	0	0%	0	0%
Dec-16	BP 03: Demo & Hazmat _ Silverado	4 : 4	0	0	0%	0	0%
Jan-17	BP 03: Demo & Hazmat _ Silverado	1 : 1	0	0	0%	0	0%
1/17 - 11/17	BP 03: Demo & Hazmat _ Silverado	44 : 44	0	0	0%	0	0%
Dec-17	BP 03: Demo & Hazmat _ Silverado	4 : 4	6	2	33%	1	50%
Jan-18	BP 03: Demo & Hazmat _ Silverado	4 : 4	1	0	0%	0	0%
Feb-18	BP 03: Demo & Hazmat _ Silverado	4 : 4	0	0	0%	0	0%
Mar-18	BP 03: Demo & Hazmat _ Silverado	4 : 4	1	0	0%	0	0%
Apr-18	BP 03: Demo & Hazmat _ Silverado	3 : 4	**	0	0%	0	0%
more..	BP 03: Demo & Hazmat _ Silverado	:	**	0	0%	0	0%
Dec-16	BP 04: Cast In Place Concrete _ Bobs Crane	4 : 4	6	5	83%	1	20%
Jan-17	BP 04: Cast In Place Concrete _ Bobs Crane	4 : 4	1	1	100%	0	0%
Feb-17	BP 04: Cast In Place Concrete _ Bobs Crane	4 : 4	1	1	100%	1	100%
Mar-17	BP 04: Cast In Place Concrete _ Bobs Crane	4 : 4	1	1	100%	0	0%
Apr-17	BP 04: Cast In Place Concrete _ Bobs Crane	4 : 4	1	1	100%	0	0%
May-17	BP 04: Cast In Place Concrete _ Bobs Crane	4 : 4	0	0	0%	0	0%
Jun-17	BP 04: Cast In Place Concrete _ Bobs Crane	4 : 4	3	3	100%	0	0%
Jul-17	BP 04: Cast In Place Concrete _ Bobs Crane	4 : 4	6	6	100%	0	0%
Aug-17	BP 04: Cast In Place Concrete _ Bobs Crane	5 : 5	8	8	100%	0	0%
Sep-17	BP 04: Cast In Place Concrete _ Bobs Crane	4 : 4	0	0	0%	0	0%
Oct-17	BP 04: Cast In Place Concrete _ Bobs Crane	4 : 4	0	0	0%	0	0%
Mar-17	BP 04: Cast In Place Concrete _ CA High Tech	4 : 4	1	1	100%	1	100%
Apr-17	BP 04: Cast In Place Concrete _ CA High Tech	4 : 4	1	1	100%	1	100%
May-17	BP 04: Cast In Place Concrete _ CA High Tech	5 : 5	30	12	40%	4	33%
Jun-17	BP 04: Cast In Place Concrete _ CA High Tech	4 : 4	4	2	50%	2	100%
Jul-17	BP 04: Cast In Place Concrete _ CA High Tech	5 : 5	10	7	70%	0	0%
Aug-17	BP 04: Cast In Place Concrete _ CA High Tech	4 : 4	1	0	0%	0	0%
Sep-17	BP 04: Cast In Place Concrete _ CA High Tech	4 : 4	12	7	58%	0	0%
Oct-17	BP 04: Cast In Place Concrete _ CA High Tech	4 : 4	10	8	80%	4	50%
Nov-17	BP 04: Cast In Place Concrete _ CA High Tech	4 : 4	1	0	0%	0	0%

Southwestern College - Math Science Engineering Building
CBA Workforce Utilization Report (EXHIBIT 3)

Dec-17	BP 04: Cast In Place Concrete _ CA High Tech	5 : 5		3	3	100%	1	33%
Jan-18	BP 04: Cast In Place Concrete _ CA High Tech	4 : 4		3	3	100%	1	33%
Feb-18	BP 04: Cast In Place Concrete _ CA High Tech	4 : 4		0	0	0%	0	0%
Mar-18	BP 04: Cast In Place Concrete _ CA High Tech	4 : 4		1	1	100%	0	0%
Apr-18	BP 04: Cast In Place Concrete _ CA High Tech	4 : 4		1	0	0%	0	0%
May-18	BP 04: Cast In Place Concrete _ CA High Tech	2 : 4	**	0	0	0%	0	0%
Nov-16	BP 04: Cast In Place Concrete _ FJ Willert	4 : 4		4	4	100%	1	25%
Dec-16	BP 04: Cast In Place Concrete _ FJ Willert	4 : 4		0	0	0%	0	0%
Jan-17	BP 04: Cast In Place Concrete _ FJ Willert	4 : 4		0	0	0%	0	0%
Feb-17	BP 04: Cast In Place Concrete _ FJ Willert	4 : 4		0	0	0%	0	0%
Mar-17	BP 04: Cast In Place Concrete _ FJ Willert	4 : 4		0	0	0%	0	0%
Apr-17	BP 04: Cast In Place Concrete _ FJ Willert	4 : 4		2	2	100%	0	0%
May-17	BP 04: Cast In Place Concrete _ FJ Willert	4 : 4		0	0	0%	0	0%
Jun-17	BP 04: Cast In Place Concrete _ FJ Willert	4 : 4		0	0	0%	0	0%
Jul-17	BP 04: Cast In Place Concrete _ FJ Willert	4 : 4		0	0	0%	0	0%
Aug-17	BP 04: Cast In Place Concrete _ FJ Willert	4 : 4		0	0	0%	0	0%
Sep-17	BP 04: Cast In Place Concrete _ FJ Willert	3 : 3		0	0	0%	0	0%
Nov-16	BP 04: Cast In Place Concrete _ Merli Concrete Pump	3 : 3		5	4	80%	0	0%
Dec-16	BP 04: Cast In Place Concrete _ Merli Concrete Pump	5 : 5		4	1	25%	0	0%
Jan-17	BP 04: Cast In Place Concrete _ Merli Concrete Pump	4 : 4		0	0	0%	0	0%
Feb-17	BP 04: Cast In Place Concrete _ Merli Concrete Pump	4 : 4		2	2	100%	1	50%
Mar-17	BP 04: Cast In Place Concrete _ Merli Concrete Pump	4 : 4		4	3	75%	0	0%
Apr-17	BP 04: Cast In Place Concrete _ Merli Concrete Pump	4 : 4		1	0	0%	0	0%
May-17	BP 04: Cast In Place Concrete _ Merli Concrete Pump	4 : 4		0	0	0%	0	0%
Jun-17	BP 04: Cast In Place Concrete _ Merli Concrete Pump	4 : 4		2	1	50%	0	0%
Jul-17	BP 04: Cast In Place Concrete _ Merli Concrete Pump	5 : 5		1	1	100%	0	0%
Aug-17	BP 04: Cast In Place Concrete _ Merli Concrete Pump	4 : 4		1	0	0%	0	0%
Sep-17	BP 04: Cast In Place Concrete _ Merli Concrete Pump	5 : 5		2	1	50%	0	0%
Oct-17	BP 04: Cast In Place Concrete _ Merli Concrete Pump	4 : 4		0	0	0%	0	0%
Nov-17	BP 04: Cast In Place Concrete _ Merli Concrete Pump	4 : 4		0	0	0%	0	0%
Dec-17	BP 04: Cast In Place Concrete _ Merli Concrete Pump	4 : 4		2	1	50%	0	0%
Jan-18	BP 04: Cast In Place Concrete _ Merli Concrete Pump	4 : 4		0	0	0%	0	0%
Feb-18	BP 04: Cast In Place Concrete _ Merli Concrete Pump	4 : 4		0	0	0%	0	0%
Mar-18	BP 04: Cast In Place Concrete _ Merli Concrete Pump	4 : 4		3	2	67%	0	0%
Apr-18	BP 04: Cast In Place Concrete _ Merli Concrete Pump	4 : 4		1	0	0%	0	0%
May-18	BP 04: Cast In Place Concrete _ Merli Concrete Pump	1 : 4	**	0	0	0%	0	0%
Nov-16	BP 04: Cast In Place Concrete _ Pacific Southwest	4 : 4		22	18	82%	3	17%
Dec-16	BP 04: Cast In Place Concrete _ Pacific Southwest	4 : 4		14	10	71%	3	30%
Jan-17	BP 04: Cast In Place Concrete _ Pacific Southwest	4 : 4		0	0	0%	0	0%
Feb-17	BP 04: Cast In Place Concrete _ Pacific Southwest	4 : 4		6	4	67%	1	25%
Mar-17	BP 04: Cast In Place Concrete _ Pacific Southwest	4 : 4		8	6	75%	4	67%
Apr-17	BP 04: Cast In Place Concrete _ Pacific Southwest	4 : 4		7	7	100%	3	43%
May-17	BP 04: Cast In Place Concrete _ Pacific Southwest	4 : 4		3	2	67%	1	50%
Jun-17	BP 04: Cast In Place Concrete _ Pacific Southwest	4 : 4		14	12	86%	8	67%
Jul-17	BP 04: Cast In Place Concrete _ Pacific Southwest	4 : 4		24	22	92%	6	27%
Aug-17	BP 04: Cast In Place Concrete _ Pacific Southwest	4 : 4		14	14	100%	6	43%
Sep-17	BP 04: Cast In Place Concrete _ Pacific Southwest	4 : 4		4	4	100%	3	75%
Oct-17	BP 04: Cast In Place Concrete _ Pacific Southwest	4 : 4		3	3	100%	1	33%
Nov-17	BP 04: Cast In Place Concrete _ Pacific Southwest	4 : 4		0	0	0%	0	0%
Dec-17	BP 04: Cast In Place Concrete _ Pacific Southwest	4 : 4		1	1	100%	0	0%
Jan-18	BP 04: Cast In Place Concrete _ Pacific Southwest	4 : 4		4	4	100%	1	25%
Feb-18	BP 04: Cast In Place Concrete _ Pacific Southwest	4 : 4		5	2	40%	0	0%
Mar-18	BP 04: Cast In Place Concrete _ Pacific Southwest	4 : 4		6	5	83%	3	60%
Apr-18	BP 04: Cast In Place Concrete _ Pacific Southwest	4 : 4		5	4	80%	1	25%
May-18	BP 04: Cast In Place Concrete _ Pacific Southwest	2 : 4	**	0	0	0%	0	0%
Nov-16	BP 04: Cast In Place Concrete _ Pacific Steel Group	4 : 4		14	11	79%	3	27%
Dec-16	BP 04: Cast In Place Concrete _ Pacific Steel Group	4 : 4		10	10	100%	2	20%
Jan-17	BP 04: Cast In Place Concrete _ Pacific Steel Group	4 : 4		0	0	0%	0	0%
Feb-17	BP 04: Cast In Place Concrete _ Pacific Steel Group	4 : 4		2	2	100%	0	0%
Mar-17	BP 04: Cast In Place Concrete _ Pacific Steel Group	4 : 4		3	3	100%	1	33%
Apr-17	BP 04: Cast In Place Concrete _ Pacific Steel Group	4 : 4		3	2	67%	1	50%
May-17	BP 04: Cast In Place Concrete _ Pacific Steel Group	4 : 4		1	1	100%	1	100%
Jun-17	BP 04: Cast In Place Concrete _ Pacific Steel Group	4 : 4		3	2	67%	1	50%
Jul-17	BP 04: Cast In Place Concrete _ Pacific Steel Group	4 : 4		21	20	95%	6	30%
Aug-17	BP 04: Cast In Place Concrete _ Pacific Steel Group	4 : 4		7	7	100%	4	57%
Sep-17	BP 04: Cast In Place Concrete _ Pacific Steel Group	4 : 4		5	4	80%	0	0%
Oct-17	BP 04: Cast In Place Concrete _ Pacific Steel Group	4 : 4		4	4	100%	3	75%
Nov-17	BP 04: Cast In Place Concrete _ Pacific Steel Group	4 : 4		0	0	0%	0	0%
Dec-17	BP 04: Cast In Place Concrete _ Pacific Steel Group	4 : 4		2	1	50%	1	100%
Jan-18	BP 04: Cast In Place Concrete _ Pacific Steel Group	4 : 4		4	4	100%	0	0%
Feb-18	BP 04: Cast In Place Concrete _ Pacific Steel Group	4 : 4		1	1	100%	0	0%
Mar-18	BP 04: Cast In Place Concrete _ Pacific Steel Group	4 : 4		1	1	100%	0	0%
Apr-18	BP 04: Cast In Place Concrete _ Pacific Steel Group	4 : 4		2	2	100%	1	50%
May-18	BP 04: Cast In Place Concrete _ Pacific Steel Group	2 : 4	**	0	0	0%	0	0%
Mar-17	BP 04: Cast In Place Concrete _ Penhall	2 : 2		1	1	100%	0	0%
Apr-17	BP 04: Cast In Place Concrete _ Penhall	4 : 4		0	0	0%	0	0%
May-17	BP 04: Cast In Place Concrete _ Penhall	4 : 4		0	0	0%	0	0%
Jun-17	BP 04: Cast In Place Concrete _ Penhall	4 : 4		2	2	100%	0	0%
Jul-17	BP 04: Cast In Place Concrete _ Penhall	4 : 4		0	0	0%	0	0%

Southwestern College - Math Science Engineering Building
CBA Workforce Utilization Report (EXHIBIT 3)

Aug-17	BP 04: Cast In Place Concrete _ Penhall	4 : 4		1	1	100%	0	0%
Sep-17	BP 04: Cast In Place Concrete _ Penhall	5 : 5		0	0	0%	0	0%
Oct-17	BP 04: Cast In Place Concrete _ Penhall	4 : 4		0	0	0%	0	0%
Nov-17	BP 04: Cast In Place Concrete _ Penhall	4 : 4		0	0	0%	0	0%
Dec-17	BP 04: Cast In Place Concrete _ Penhall	4 : 4		0	0	0%	0	0%
Jan-18	BP 04: Cast In Place Concrete _ Penhall	2 : 2		0	0	0%	0	0%
Mar-18	BP 04: Cast In Place Concrete _ TC Welding	1 : 1		1	1	100%	0	0%
Apr-17	BP 04: Cast In Place Concrete _ Surfacing Solutions	1 : 1		2	1	50%	1	100%
May-17	BP 04: Cast In Place Concrete _ Surfacing Solutions	4 : 4		0	0	0%	0	0%
Jun-17	BP 04: Cast In Place Concrete _ Surfacing Solutions	4 : 4		0	0	0%	0	0%
Jul-17	BP 04: Cast In Place Concrete _ Surfacing Solutions	4 : 4		0	0	0%	0	0%
Aug-17	BP 04: Cast In Place Concrete _ Surfacing Solutions	4 : 4		0	0	0%	0	0%
Sep-17	BP 04: Cast In Place Concrete _ Surfacing Solutions	4 : 4		0	0	0%	0	0%
Oct-17	BP 04: Cast In Place Concrete _ Surfacing Solutions	4 : 4		2	1	50%	1	100%
Nov-17	BP 04: Cast In Place Concrete _ Surfacing Solutions	4 : 4		0	0	0%	0	0%
Dec-17	BP 04: Cast In Place Concrete _ Surfacing Solutions	4 : 4		1	0	0%	0	0%
Jan-18	BP 04: Cast In Place Concrete _ Surfacing Solutions	4 : 4		0	0	0%	0	0%
Feb-18	BP 04: Cast In Place Concrete _ Surfacing Solutions	4 : 4		0	0	0%	0	0%
Mar-18	BP 04: Cast In Place Concrete _ Surfacing Solutions	4 : 4		0	0	0%	0	0%
Apr-18	BP 04: Cast In Place Concrete _ Surfacing Solutions	4 : 4		0	0	0%	0	0%
May-18	BP 04: Cast In Place Concrete _ Surfacing Solutions	1 : 4	**	0	0	0%	0	0%
more	BP 04: Cast In Place Concrete _ Surfacing Solutions	:		0	0	0%	0	0%
Jun-17	BP 05: Steel _ McMahon	3 : 3		4	4	100%	3	75%
Jul-17	BP 05: Steel _ McMahon	4 : 4		2	2	100%	2	100%
Aug-17	BP 05: Steel _ McMahon	4 : 4		0	0	0%	0	0%
Sep-17	BP 05: Steel _ McMahon	4 : 4		0	0	0%	0	0%
Oct-17	BP 05: Steel _ McMahon	4 : 4		6	6	100%	6	100%
Nov-17	BP 05: Steel _ McMahon	4 : 5	**	0	0	0%	0	0%
Dec-17	BP 05: Steel _ McMahon	4 : 4		8	8	100%	7	88%
Jan-18	BP 05: Steel _ McMahon	4 : 4		2	2	100%	2	100%
Feb-18	BP 05: Steel _ McMahon	4 : 4		2	2	100%	1	50%
Mar-18	BP 05: Steel _ McMahon	4 : 4		2	2	100%	2	100%
Apr-18	BP 05: Steel _ McMahon	1 : 4	**	0	0	0%	0	0%
more...	BP 05: Steel _ McMahon							
more...	BP 05: Steel _ Marco Crane							
Dec-17	BP 05: Steel _ Infinity Metals	1 : 1		4	1	25%	0	0%
Dec-16	BP 06: Roofing _ Best Contracting	3 : 3		1	0	0%	0	0%
Jan-17	BP 06: Roofing _ Best Contracting	4 : 4		0	0	0%	0	0%
Feb-17	BP 06: Roofing _ Best Contracting	4 : 4		0	0	0%	0	0%
Mar-17	BP 06: Roofing _ Best Contracting	4 : 4		0	0	0%	0	0%
Apr-17	BP 06: Roofing _ Best Contracting	4 : 4		5	0	0%	0	0%
May-17	BP 06: Roofing _ Best Contracting	5 : 5		2	0	0%	0	0%
Jun-17	BP 06: Roofing _ Best Contracting	4 : 4		0	0	0%	0	0%
Jul-17	BP 06: Roofing _ Best Contracting	4 : 4		0	0	0%	0	0%
Aug-17	BP 06: Roofing _ Best Contracting	4 : 4		0	0	0%	0	0%
Sep-17	BP 06: Roofing _ Best Contracting	4 : 4		0	0	0%	0	0%
Oct-17	BP 06: Roofing _ Best Contracting	4 : 4		0	0	0%	0	0%
Nov-17	BP 06: Roofing _ Best Contracting	4 : 4		1	0	0%	0	0%
Dec-17	BP 06: Roofing _ Best Contracting	4 : 4		2	0	0%	0	0%
Jan-18	BP 06: Roofing _ Best Contracting	4 : 4		10	0	0%	0	0%
Feb-18	BP 06: Roofing _ Best Contracting	4 : 4		1	0	0%	0	0%
Mar-18	BP 06: Roofing _ Best Contracting	4 : 4		1	0	0%	0	0%
Apr-18	BP 06: Roofing _ Best Contracting	4 : 4		4	0	0%	0	0%
May-18	BP 06: Roofing _ Best Contracting	1 : 4	**	0	0	0%	0	0%
more	BP 06: Roofing _ Best Contracting					0%		0%
Nov-17	BP 07: Sheetmetal _ EMS	4 : 4		1	1	100%	0	0%
Dec-17	BP 07: Sheetmetal _ EMS	4 : 4		3	2	67%	0	0%
Jan-18	BP 07: Sheetmetal _ EMS	4 : 4		0	0	0%	0	0%
Feb-18	BP 07: Sheetmetal _ EMS	4 : 4		0	0	0%	0	0%
Mar-18	BP 07: Sheetmetal _ EMS	4 : 4		0	0	0%	0	0%
Apr-18	BP 07: Sheetmetal _ EMS	4 : 4		0	0	0%	0	0%
May-18	BP 07: Sheetmetal _ EMS	2 : 4	**	0	0	0%	0	0%
Nov-17	BP 07: Sheetmetal _ AEL	4 : 4		3	3	100%	0	0%
Dec-17	BP 07: Sheetmetal _ AEL	4 : 4		1	1	100%	0	0%
Jan-18	BP 07: Sheetmetal _ AEL	4 : 4		0	0	0%	0	0%
Feb-18	BP 07: Sheetmetal _ AEL	4 : 4		0	0	0%	0	0%
Mar-18	BP 07: Sheetmetal _ AEL	4 : 4		0	0	0%	0	0%
Apr-18	BP 07: Sheetmetal _ AEL	4 : 4		0	0	0%	0	0%
May-18	BP 07: Sheetmetal _ AEL	2 : 4	**	0	0	0%	0	0%
more	BP 07: Sheetmetal _ AEL							
Mar-17	BP 10: Mtl Stud, Frm, DW _ Performance Contracting	1 : 1		1	0	0%	0	0%
Apr-17	BP 10: Mtl Stud, Frm, DW _ Performance Contracting	4 : 4		1	1	100%	0	0%
May-17	BP 10: Mtl Stud, Frm, DW _ Performance Contracting	4 : 4		0	0	0%	0	0%
Jun-17	BP 10: Mtl Stud, Frm, DW _ Performance Contracting	4 : 4		1	0	0%	0	0%
Jul-17	BP 10: Mtl Stud, Frm, DW _ Performance Contracting	4 : 4		1	1	100%	0	0%
Aug-17	BP 10: Mtl Stud, Frm, DW _ Performance Contracting	4 : 4		0	0	0%	0	0%
Sep-17	BP 10: Mtl Stud, Frm, DW _ Performance Contracting	4 : 4		0	0	0%	0	0%
Oct-17	BP 10: Mtl Stud, Frm, DW _ Performance Contracting	4 : 4		4	3	75%	0	0%
Nov-17	BP 10: Mtl Stud, Frm, DW _ Performance Contracting	4 : 4		8	7	88%	4	57%

Southwestern College - Math Science Engineering Building
CBA Workforce Utilization Report [EXHIBIT 3]

Dec-17	BP 10: Mtl Stud, Frm, DW _ Performance Contracting	4 : 4		8	4	50%	0	0%
Jan-18	BP 10: Mtl Stud, Frm, DW _ Performance Contracting	5 : 5		3	3	100%	2	67%
Feb-18	BP 10: Mtl Stud, Frm, DW _ Performance Contracting	5 : 5		3	3	100%	1	33%
Mar-18	BP 10: Mtl Stud, Frm, DW _ Performance Contracting	5 : 5		9	9	100%	8	89%
Apr-18	BP 10: Mtl Stud, Frm, DW _ Performance Contracting	4 : 4		3	3	100%	2	67%
May-18	BP 10: Mtl Stud, Frm, DW _ Performance Contracting	3 : 4	**	6	6	100%	4	67%
Nov-17	BP 10: Mtl Stud, Frm, DW _ Canyon Insulation	1 : 1		1	1	100%	0	0%
Dec-17	BP 10: Mtl Stud, Frm, DW _ Canyon Insulation	4 : 4		2	2	100%	1	50%
Jan-18	BP 10: Mtl Stud, Frm, DW _ Canyon Insulation	4 : 4		0	0	0%	0	0%
Feb-18	BP 10: Mtl Stud, Frm, DW _ Canyon Insulation	4 : 4		0	0	0%	0	0%
Mar-18	BP 10: Mtl Stud, Frm, DW _ Canyon Insulation	4 : 4		1	1	100%	0	0%
Apr-18	BP 10: Mtl Stud, Frm, DW _ Canyon Insulation	4 : 4		3	1	33%	0	0%
May-18	BP 10: Mtl Stud, Frm, DW _ Canyon Insulation	2 : 4	**	1	1	100%	0	0%
Aug-17	BP 10: Mtl Stud, Frm, DW _ Commercial Scaffold	1 : 1		2	1	50%	0	0%
Sep-17	BP 10: Mtl Stud, Frm, DW _ Commercial Scaffold	4 : 4		2	2	100%	0	0%
Oct-17	BP 10: Mtl Stud, Frm, DW _ Commercial Scaffold	4 : 4		4	4	100%	1	25%
Nov-17	BP 10: Mtl Stud, Frm, DW _ Commercial Scaffold	4 : 4		0	0	0%	0	0%
Dec-17	BP 10: Mtl Stud, Frm, DW _ Commercial Scaffold	4 : 4		2	1	50%	0	0%
Jan-18	BP 10: Mtl Stud, Frm, DW _ Commercial Scaffold	4 : 4		1	1	100%	0	0%
Feb-18	BP 10: Mtl Stud, Frm, DW _ Commercial Scaffold	4 : 4		2	2	100%	0	0%
Mar-18	BP 10: Mtl Stud, Frm, DW _ Commercial Scaffold	4 : 4		0	0	0%	0	0%
Apr-18	BP 10: Mtl Stud, Frm, DW _ Commercial Scaffold	3 : 4	**	0	0	0%	0	0%
Dec-17	BP 10: Mtl Stud, Frm, DW _ DSM	4 : 4		1	0	0%	0	0%
Jan-18	BP 10: Mtl Stud, Frm, DW _ DSM	4 : 4		0	0	0%	0	0%
Feb-18	BP 10: Mtl Stud, Frm, DW _ DSM	4 : 4		0	0	0%	0	0%
Mar-18	BP 10: Mtl Stud, Frm, DW _ DSM	4 : 4		0	0	0%	0	0%
Apr-18	BP 10: Mtl Stud, Frm, DW _ DSM	5 : 5		7	0	0%	0	0%
more	BP 10: Mtl Stud, Frm, DW _ DSM					0%		0%
Dec-17	BP 12: Ceilings _ Preferred Ceilings	4 : 4		2	1	50%	0	0%
Jan-18	BP 12: Ceilings _ Preferred Ceilings	4 : 4		0	0	0%	0	0%
Feb-18	BP 12: Ceilings _ Preferred Ceilings	4 : 4		0	0	0%	0	0%
Mar-18	BP 12: Ceilings _ Preferred Ceilings	4 : 4		0	0	0%	0	0%
Apr-18	BP 12: Ceilings _ Preferred Ceilings	4 : 4		0	0	0%	0	0%
May-18	BP 12: Ceilings _ Preferred Ceilings	2 : 4	**	0	0	0%	0	0%
more	BP 12: Ceilings _ Preferred Ceilings							
Dec-17	BP 14: Painting _ All Source Painting	3 : 3		1	1	100%	1	100%
Jan-18	BP 14: Painting _ All Source Painting	4 : 4		0	0	0%	0	0%
Feb-18	BP 14: Painting _ All Source Painting	4 : 4		0	0	0%	0	0%
Mar-18	BP 14: Painting _ All Source Painting	4 : 4		0	0	0%	0	0%
Jan-18	BP 16: Lab Casework & Fixtures _ ICI	3 : 3		1	0	0%	0	0%
Feb-18	BP 16: Lab Casework & Fixtures _ ICI	4 : 4		0	0	0%	0	0%
Mar-18	BP 16: Lab Casework & Fixtures _ ICI	4 : 4		0	0	0%	0	0%
Apr-18	BP 16: Lab Casework & Fixtures _ ICI	1 : 4	**	0	0	0%	0	0%
more	BP 16: Lab Casework & Fixtures _ ICI	:			0	0%	0	0%
Oct-17	BP 18: Fire Suppression _ Bradshaw	3 : 3		4	4	100%	2	50%
Nov-17	BP 18: Fire Suppression _ Bradshaw	4 : 4		2	2	100%	0	0%
Dec-17	BP 18: Fire Suppression _ Bradshaw	4 : 4		2	2	100%	0	0%
Jan-18	BP 18: Fire Suppression _ Bradshaw	4 : 4		0	0	0%	0	0%
Feb-18	BP 18: Fire Suppression _ Bradshaw	4 : 4		0	0	0%	0	0%
Mar-18	BP 18: Fire Suppression _ Bradshaw	4 : 4		3	3	100%	0	0%
Apr-18	BP 18: Fire Suppression _ Bradshaw	4 : 4		1	1	100%	0	0%
May-18	BP 18: Fire Suppression _ Bradshaw	2 : 4	**	1	1	100%	0	0%
more	BP 18: Fire Suppression _ Bradshaw	:	**			0%	0	0%
Mar-17	BP 19: Plumbing _ Penhall	3 : 3		2	1	50%	0	0%
Apr-17	BP 19: Plumbing _ Penhall	4 : 4		0	0	0%	0	0%
May-17	BP 19: Plumbing _ Penhall	2 : 2		0	0	0%	0	0%
...1st mo	BP 19: Plumbing _ Performance Contracting	:				0%		0%
Apr-17	BP 19: Plumbing _ Performance Contracting	3 : 3		3	3	100%	0	0%
May-17	BP 19: Plumbing _ Performance Contracting	4 : 4		0	0	0%	0	0%
Jun-17	BP 19: Plumbing _ Performance Contracting	4 : 4		0	0	0%	0	0%
Jul-17	BP 19: Plumbing _ Performance Contracting	4 : 4		0	0	0%	0	0%
Aug-17	BP 19: Plumbing _ Performance Contracting	4 : 4		0	0	0%	0	0%
Sep-17	BP 19: Plumbing _ Performance Contracting	4 : 4		0	0	0%	0	0%
Oct-17	BP 19: Plumbing _ Performance Contracting	4 : 4		0	0	0%	0	0%
Dec-17	BP 19: Plumbing _ Performance Contracting	3 : 3		3	3	100%	0	0%
Jan-18	BP 19: Plumbing _ Performance Contracting	4 : 4		0	0	0%	0	0%
Feb-18	BP 19: Plumbing _ Performance Contracting	4 : 4		3	3	100%	0	0%
Mar-18	BP 19: Plumbing _ Performance Contracting	4 : 4		0	0	0%	0	0%
Apr-18	BP 19: Plumbing _ Performance Contracting	5 : 5		0	0	0%	0	0%
Nov-16	BP 19: Plumbing _ UMEC	5 : 5		2	2	100%	0	0%
Dec-16	BP 19: Plumbing _ UMEC	4 : 4		0	0	0%	0	0%
Jan-17	BP 19: Plumbing _ UMEC	5 : 5		0	0	0%	0	0%
Feb-17	BP 19: Plumbing _ UMEC	4 : 4		2	2	100%	0	0%
Mar-17	BP 19: Plumbing _ UMEC	4 : 4		8	8	100%	1	13%
Apr-17	BP 19: Plumbing _ UMEC	4 : 4		3	3	100%	0	0%
May-17	BP 19: Plumbing _ UMEC	5 : 5		0	0	0%	0	0%
Jun-17	BP 19: Plumbing _ UMEC	4 : 4		2	1	50%	0	0%
Jul-17	BP 19: Plumbing _ UMEC	4 : 4		1	1	100%	1	100%

Southwestern College - Math Science Engineering Building
CBA Workforce Utilization Report [EXHIBIT 3]

Aug-17	BP 19: Plumbing _ UMEC	4 : 4		1	1	100%	0	0%
Sep-17	BP 19: Plumbing _ UMEC	4 : 4		2	2	100%	1	50%
Oct-17	BP 19: Plumbing _ UMEC	5 : 5		7	7	100%	0	0%
Nov-17	BP 19: Plumbing _ UMEC	4 : 4		6	5	83%	1	20%
Dec-17	BP 19: Plumbing _ UMEC	5 : 5		2	2	100%	0	0%
Jan-18	BP 19: Plumbing _ UMEC	4 : 4		2	2	100%	0	0%
Feb-18	BP 19: Plumbing _ UMEC	4 : 4		0	0	0%	0	0%
Mar-18	BP 19: Plumbing _ UMEC	4 : 4		0	0	0%	0	0%
Apr-18	BP 19: Plumbing _ UMEC	4 : 4		0	0	0%	0	0%
May-18	BP 19: Plumbing _ UMEC	2 : 4	**	0	0	0%	0	0%
Feb-18	BP 19: Plumbing _ Farwest	3 : 3		1	1	100%	0	0%
Mar-18	BP 19: Plumbing _ Farwest	4 : 4		1	1	100%	0	0%
Apr-18	BP 19: Plumbing _ Farwest	4 : 4		1	1	100%	0	0%
...more	BP 19: Plumbing _ Farwest	3 : 4	**	1	1	100%	0	0%
Oct-16	BP 20: HVAC _ Control Air	3 : 3		1	1	100%	0	0%
Nov-16	BP 20: HVAC _ Control Air	4 : 4		1	1	100%	0	0%
Dec-16	BP 20: HVAC _ Control Air	4 : 4		0	0	0%	0	0%
Jan-17	BP 20: HVAC _ Control Air	4 : 4		0	0	0%	0	0%
Feb-17	BP 20: HVAC _ Control Air	4 : 4		0	0	0%	0	0%
Mar-17	BP 20: HVAC _ Control Air	4 : 4		1	0	0%	0	0%
Apr-17	BP 20: HVAC _ Control Air	4 : 4		2	2	100%	0	0%
May-17	BP 20: HVAC _ Control Air	4 : 4		0	0	0%	0	0%
Jun-17	BP 20: HVAC _ Control Air	4 : 4		3	3	100%	0	0%
Jul-17	BP 20: HVAC _ Control Air	4 : 4		0	0	0%	0	0%
Aug-17	BP 20: HVAC _ Control Air	4 : 4		1	1	100%	0	0%
Sep-17	BP 20: HVAC _ Control Air	4 : 4		0	0	0%	0	0%
Oct-17	BP 20: HVAC _ Control Air	4 : 4		5	4	80%	0	0%
Nov-17	BP 20: HVAC _ Control Air	5 : 5		5	5	100%	3	60%
Dec-17	BP 20: HVAC _ Control Air	4 : 4		8	7	88%	2	29%
Jan-18	BP 20: HVAC _ Control Air	5 : 5		3	3	100%	1	33%
Feb-18	BP 20: HVAC _ Control Air	4 : 4		3	3	100%	2	67%
Mar-18	BP 20: HVAC _ Control Air	4 : 4		3	2	67%	1	50%
Apr-18	BP 20: HVAC _ Control Air	4 : 4		1	0	0%	0	0%
May-18	BP 20: HVAC _ Control Air	2 : 4	**	0	0	0%	0	0%
Jul-17	BP 20: HVAC _ Baker sub to Climatec	3 : 3		1	1	100%	0	0%
Aug-17	BP 20: HVAC _ Baker sub to Climatec	4 : 4		0	0	0%	0	0%
Sep-17	BP 20: HVAC _ Baker sub to Climatec	4 : 4		0	0	0%	0	0%
Oct-17	BP 20: HVAC _ Baker sub to Climatec	4 : 4		1	1	100%	0	0%
Nov-17	BP 20: HVAC _ Baker sub to Climatec	4 : 4		0	0	0%	0	0%
Dec-17	BP 20: HVAC _ Baker sub to Climatec	4 : 4		0	0	0%	0	0%
Jan-18	BP 20: HVAC _ Baker sub to Climatec	4 : 4		0	0	0%	0	0%
Feb-18	BP 20: HVAC _ Baker sub to Climatec	4 : 4		2	2	100%	0	0%
Mar-18	BP 20: HVAC _ Baker sub to Climatec	4 : 4		2	2	100%	0	0%
Apr-18	BP 20: HVAC _ Baker sub to Climatec	4 : 4		2	2	100%	0	0%
May-18	BP 20: HVAC _ Baker sub to Climatec	3 : 4	**	0	0	0%	0	0%
Feb-18	BP 20: HVAC _ Baker sub to Newmatic	2 : 2		1	1	100%	0	0%
Mar-18	BP 20: HVAC _ Baker sub to Newmatic	4 : 4		2	2	100%	0	0%
Apr-18	BP 20: HVAC _ Baker sub to Newmatic	4 : 4		1	1	100%	0	0%
May-18	BP 20: HVAC _ Baker sub to Newmatic	2 : 4	**	0	0	0%	0	0%
Mar-18	BP 20: HVAC _ G&F Concrete Cutting	1 : 1		1	1	100%	1	100%
Jan-18	BP 20: HVAC _ Karcher Firestopping	1 : 1		1	0	0%	0	0%
Feb-18	BP 20: HVAC _ Karcher Firestopping	4 : 4		0	0	0%	0	0%
Mar-18	BP 20: HVAC _ Karcher Firestopping	4 : 4		0	0	0%	0	0%
Apr-18	BP 20: HVAC _ Karcher Firestopping	4 : 4		0	0	0%	0	0%
May-18	BP 20: HVAC _ Karcher Firestopping	3 : 4	**	1	0	0%	0	0%
Jan-17	BP 20: HVAC _ Kyne	4 : 4		3	3	100%	0	0%
Feb-17	BP 20: HVAC _ Kyne	4 : 4		0	0	0%	0	0%
Mar-17	BP 20: HVAC _ Kyne	4 : 4		0	0	0%	0	0%
Apr-17	BP 20: HVAC _ Kyne	4 : 4		3	3	100%	1	33%
May-17	BP 20: HVAC _ Kyne	5 : 5		2	2	100%	0	0%
Jun-17	BP 20: HVAC _ Kyne	4 : 4		0	0	0%	0	0%
Jul-17	BP 20: HVAC _ Kyne	4 : 4		0	0	0%	0	0%
Aug-17	BP 20: HVAC _ Kyne	4 : 4		0	0	0%	0	0%
Sep-17	BP 20: HVAC _ Kyne	4 : 4		0	0	0%	0	0%
Oct-17	BP 20: HVAC _ Kyne	4 : 4		0	0	0%	0	0%
Nov-17	BP 20: HVAC _ Kyne	4 : 4		0	0	0%	0	0%
Dec-17	BP 20: HVAC _ Kyne	4 : 4		0	0	0%	0	0%
Jan-18	BP 20: HVAC _ Kyne	4 : 4		0	0	0%	0	0%
Feb-18	BP 20: HVAC _ Kyne	4 : 4		2	2	100%	0	0%
Mar-18	BP 20: HVAC _ Kyne	4 : 4		3	3	100%	0	0%
Apr-18	BP 20: HVAC _ Kyne	5 : 5		1	1	100%	0	0%
Apr-17	BP 20: HVAC _ Penhall	2 : 2		1	1	100%	0	0%
May-17	BP 20: HVAC _ Penhall	4 : 4		0	0	0%	0	0%
Jun-17	BP 20: HVAC _ Penhall	4 : 4		0	0	0%	0	0%
May-17	BP 20: HVAC _ Performance Contracting	4 : 4		3	3	100%	0	0%
Jun-17	BP 20: HVAC _ Performance Contracting	4 : 4		0	0	0%	0	0%
Jul-17	BP 20: HVAC _ Performance Contracting	5 : 5		0	0	0%	0	0%
Aug-17	BP 20: HVAC _ Performance Contracting	4 : 4		0	0	0%	0	0%
Sep-17	BP 20: HVAC _ Performance Contracting	4 : 4		0	0	0%	0	0%

Southwestern College - Math Science Engineering Building
CBA Workforce Utilization Report (EXHIBIT 3)

Oct-17	BP 20: HVAC _ Performance Contracting	4 : 4		0	0	0%	0	0%
Nov-17	BP 20: HVAC _ Performance Contracting	4 : 4		0	0	0%	0	0%
Dec-17	BP 20: HVAC _ Performance Contracting	4 : 4		1	1	100%	0	0%
Jan-18	BP 20: HVAC _ Performance Contracting	4 : 4		2	2	100%	0	0%
Feb-18	BP 20: HVAC _ Performance Contracting	4 : 4		3	3	100%	0	0%
Mar-18	BP 20: HVAC _ Performance Contracting	4 : 4		0	0	0%	0	0%
Apr-18	BP 20: HVAC _ Performance Contracting	3 : 4	**	0	0	0%	0	0%
...more	BP 20: HVAC _ Performance Contracting	:				0%		0%
Sep-16	BP 21: Electrical _ Dynalectric	3 : 3		1	1	100%	0	0%
Oct-16	BP 21: Electrical _ Dynalectric	4 : 4		4	2	50%	0	0%
Nov-16	BP 21: Electrical _ Dynalectric	4 : 4		2	2	100%	0	0%
Dec-16	BP 21: Electrical _ Dynalectric	4 : 4		4	4	100%	1	25%
Jan-17	BP 21: Electrical _ Dynalectric	4 : 4		5	5	100%	0	0%
Feb-17	BP 21: Electrical _ Dynalectric	4 : 4		7	6	86%	2	33%
Mar-17	BP 21: Electrical _ Dynalectric	4 : 4		6	6	100%	1	17%
Apr-17	BP 21: Electrical _ Dynalectric	4 : 4		9	9	100%	0	0%
May-17	BP 21: Electrical _ Dynalectric	4 : 4		0	0	0%	0	0%
Jun-17	BP 21: Electrical _ Dynalectric	4 : 4		2	2	100%	1	50%
Jul-17	BP 21: Electrical _ Dynalectric	4 : 4		3	2	67%	0	0%
Aug-17	BP 21: Electrical _ Dynalectric	4 : 4		1	1	100%	0	0%
Sep-17	BP 21: Electrical _ Dynalectric	4 : 4		0	0	0%	0	0%
Oct-17	BP 21: Electrical _ Dynalectric	5 : 5		4	2	50%	0	0%
Nov-17	BP 21: Electrical _ Dynalectric	4 : 4		1	1	100%	0	0%
Dec-17	BP 21: Electrical _ Dynalectric	4 : 4		1	1	100%	0	0%
Jan-18	BP 21: Electrical _ Dynalectric	5 : 5		3	2	67%	0	0%
Feb-18	BP 21: Electrical _ Dynalectric	4 : 4		0	0	0%	0	0%
Mar-18	BP 21: Electrical _ Dynalectric	4 : 4		2	2	100%	0	0%
Apr-18	BP 21: Electrical _ Dynalectric	3 : 4	**	2	2	100%	0	0%
...more	BP 21: Electrical _ Dynalectric	3 : 4	**	0	0	0%	0	0%
Dec-17	BP 21: Electrical _ Audio Assoc	4 : 4		5	4	80%	2	50%
Jan-18	BP 21: Electrical _ Audio Assoc	4 : 4		0	0	0%	0	0%
Feb-18	BP 21: Electrical _ Audio Assoc	4 : 4		0	0	0%	0	0%
Mar-18	BP 21: Electrical _ Audio Assoc	4 : 4		0	0	0%	0	0%
Apr-18	BP 21: Electrical _ Audio Assoc	4 : 5	**	1	1	100%	0	0%
Nov-17	BP 21: Electrical _ Underground Solutions	1 : 1		2	2	100%	0	0%
Nov-16	BP 21: Electrical _ Penhall	2 : 2		1	1	100%	0	0%
Sep-16	BP 22: Earthwork _ FJ Willert	2 : 2		7	7	100%	1	14%
Oct-16	BP 22: Earthwork _ FJ Willert	4 : 4		13	13	100%	4	31%
Nov-16	BP 22: Earthwork _ FJ Willert	4 : 4		0	0	0%	0	0%
Dec-16	BP 22: Earthwork _ FJ Willert	4 : 4		0	0	0%	0	0%
Jan-17	BP 22: Earthwork _ FJ Willert	4 : 4		0	0	0%	0	0%
Feb-17	BP 22: Earthwork _ FJ Willert	4 : 4		1	1	100%	0	0%
Mar-17	BP 22: Earthwork _ FJ Willert	4 : 4		1	0	0%	0	0%
Apr-17	BP 22: Earthwork _ FJ Willert	5 : 5		0	0	0%	0	0%
May-17	BP 22: Earthwork _ FJ Willert	4 : 4		0	0	0%	0	0%
Jun-17	BP 22: Earthwork _ FJ Willert	4 : 4		0	0	0%	0	0%
Jul-17	BP 22: Earthwork _ FJ Willert	4 : 4		2	2	100%	0	0%
Aug-17	BP 22: Earthwork _ FJ Willert	4 : 4		0	0	0%	0	0%
Sep-17	BP 22: Earthwork _ FJ Willert	4 : 4		0	0	0%	0	0%
Oct-17	BP 22: Earthwork _ FJ Willert	4 : 4		0	0	0%	0	0%
Nov-17	BP 22: Earthwork _ FJ Willert	4 : 4		2	2	100%	0	0%
Dec-17	BP 22: Earthwork _ FJ Willert	4 : 4		0	0	0%	0	0%
Jan-18	BP 22: Earthwork _ FJ Willert	4 : 4		0	0	0%	0	0%
Feb-18	BP 22: Earthwork _ FJ Willert	4 : 4		0	0	0%	0	0%
Mar-18	BP 22: Earthwork _ FJ Willert	4 : 4		1	1	100%	0	0%
Apr-18	BP 22: Earthwork _ FJ Willert	4 : 4		0	0	0%	0	0%
May-18	BP 22: Earthwork _ FJ Willert	2 : 4	**	2	2	100%	0	0%
Oct-16	BP 22: Earthwork _ Merli	1 : 1		1	0	0%	0	0%
Nov-16	BP 22: Earthwork _ Merli	4 : 4		0	0	0%	0	0%
Dec-16	BP 22: Earthwork _ Merli	4 : 4		0	0	0%	0	0%
Jan-17	BP 22: Earthwork _ Merli	4 : 4		0	0	0%	0	0%
Feb-17	BP 22: Earthwork _ Merli	4 : 4		0	0	0%	0	0%
Mar-17	BP 22: Earthwork _ Merli	4 : 4		0	0	0%	0	0%
Apr-17	BP 22: Earthwork _ Merli	4 : 4		0	0	0%	0	0%
May-17	BP 22: Earthwork _ Merli	4 : 4		0	0	0%	0	0%
Jun-17	BP 22: Earthwork _ Merli	4 : 4		0	0	0%	0	0%
Jul-17	BP 22: Earthwork _ Merli	4 : 5	**	0	0	0%	0	0%
Aug-17	BP 22: Earthwork _ Merli	3 : 4	**	0	0	0%	0	0%
Sep-17	BP 22: Earthwork _ Merli	2 : 4	**	0	0	0%	0	0%
Oct-17	BP 22: Earthwork _ Merli	2 : 4	**	0	0	0%	0	0%
Nov-17	BP 22: Earthwork _ Merli	0 : 4	**	0	0	0%	0	0%
Dec-17	BP 22: Earthwork _ Merli	0 : 4	**	0	0	0%	0	0%
Aug-17	BP 23: Site Concrete _ Team C	3 : 3		2	2	100%	0	0%
Sep-17	BP 23: Site Concrete _ Team C	4 : 4		4	4	100%	3	75%
Oct-17	BP 23: Site Concrete _ Team C	4 : 4		1	1	100%	1	100%
Nov-17	BP 23: Site Concrete _ Team C	4 : 4		0	0	0%	0	0%
Dec-17	BP 23: Site Concrete _ Team C	4 : 4		0	0	0%	0	0%
Jan-18	BP 23: Site Concrete _ Team C	4 : 4		0	0	0%	0	0%
Feb-18	BP 23: Site Concrete _ Team C	4 : 4		0	0	0%	0	0%

Southwestern College - Math Science Engineering Building
CBA Workforce Utilization Report [EXHIBIT 3]

Mar-18	BP 23: Site Concrete _ Team C	4 : 4		0	0	0%	0	0%
Mar-18	BP 23: Site Concrete _ Team C	3 : 4	**	0	0	0%	0	0%
more	BP 23: Site Concrete _ Team C	: 4				0%		0%
Sep-16	BP 25: Site Utilities _ Advance Plumbing	1 : 1		3	3	100%	0	0%
Oct-16	BP 25: Site Utilities _ Advance Plumbing	4 : 4		2	2	100%	0	0%
Nov-16	BP 25: Site Utilities _ Advance Plumbing	4 : 4		1	1	100%	0	0%
Dec-16	BP 25: Site Utilities _ Advance Plumbing	4 : 4		2	2	100%	2	100%
Jan-17	BP 25: Site Utilities _ Advance Plumbing	4 : 4		1	1	100%	0	0%
Feb-17	BP 25: Site Utilities _ Advance Plumbing	4 : 4		0	0	0%	0	0%
Mar-17	BP 25: Site Utilities _ Advance Plumbing	4 : 4		2	2	100%	0	0%
Apr-17	BP 25: Site Utilities _ Advance Plumbing	4 : 4		1	1	100%	0	0%
May-17	BP 25: Site Utilities _ Advance Plumbing	5 : 5		0	0	0%	0	0%
Jun-17	BP 25: Site Utilities _ Advance Plumbing	4 : 4		0	0	0%	0	0%
Jul-17	BP 25: Site Utilities _ Advance Plumbing	4 : 4		2	2	100%	0	0%
Aug-17	BP 25: Site Utilities _ Advance Plumbing	4 : 4		0	0	0%	0	0%
Sep-17	BP 25: Site Utilities _ Advance Plumbing	4 : 4		0	0	0%	0	0%
Oct-17	BP 25: Site Utilities _ Advance Plumbing	4 : 4		1	1	100%	0	0%
Nov-17	BP 25: Site Utilities _ Advance Plumbing	4 : 4		0	0	0%	0	0%
Dec-17	BP 25: Site Utilities _ Advance Plumbing	4 : 4		2	2	100%	0	0%
Jan-18	BP 25: Site Utilities _ Advance Plumbing	5 : 5		3	2	67%	0	0%
Feb-18	BP 25: Site Utilities _ Advance Plumbing	4 : 4		0	0	0%	0	0%
Mar-18	BP 25: Site Utilities _ Advance Plumbing	4 : 4		1	1	100%	0	0%
Apr-18	BP 25: Site Utilities _ Advance Plumbing	4 : 4		1	1	100%	0	0%
May-18	BP 25: Site Utilities _ Advance Plumbing	1 : 4	**	0	0	0%	0	0%
Oct-16	BP 25: Site Utilities _ Oldcastle	1 : 1		0	0	0%	0	0%
Nov-16	BP 25: Site Utilities _ Oldcastle	4 : 4		0	0	0%	0	0%
Dec-16	BP 25: Site Utilities _ Oldcastle	4 : 4		2	2	100%	0	0%
Jan-17	BP 25: Site Utilities _ Oldcastle	2 : 2		0	0	0%	0	0%
Jan-17	BP 25: Site Utilities _ RAP Engineering	1 : 1		6	6	100%	1	17%
Feb-17	BP 25: Site Utilities _ RAP Engineering	1 : 1		6	6	100%	1	17%

Notes: 872 669 176

Double asterisk (**) Denotes not all workforce data for the month has been accounted for, due to contractor's non-submittal of Certified Payroll Records. Remaining data will be reflected in next monthly report.

Double asterisk (** D) Denotes not that SOME workforce data for the month has NOT been accounted for, due to contractor's submittal of Certified Payroll Records with incomplete data. Remaining data will be reflected in next monthly report.

Grey Highlight denotes a contractor that has finished its scope of work.

Yellow Highlight denotes an active contractor.

CUMULATIVE STATISTICAL DATA								
		RATIO OF WEEKS REPORTED	TOTAL NUMBER OF EMPLOYEES (POSITIONS) WORKING	TOTAL NUMBER OF LOCAL-TO-COUNTY (RESIDENT) WORKERS	% of LOCAL-TO-COUNTY WORKERS FILLING POSITIONS	TOTAL NUMBER OF LOCAL-TO-SWC DISTRICT WORKERS	% of LOCAL-TO-SWC DISTRICT WORKERS FILLING POSITIONS	
SUB-TOTALS:	JOB TOTALS: BP 03 _ Demo Hazmat	263 : 269 **	73	23	32%	4	17%	
SUB-TOTALS:	JOB TOTALS: BP 04 _ Cast-in-Place Concrete	464 : 476 **	372	293	79%	88	30%	
SUB-TOTALS:	JOB TOTALS: BP 05 _ Steel	41 : 45 **	30	27	90%	23	85%	
SUB-TOTALS:	JOB TOTALS: BP 06 _ Roofing	69 : 72 **	27	0	0%	0	0%	
SUB-TOTALS:	JOB TOTALS: BP 07 _ Sheetmetal	52 : 56 **	8	7	88%	0	0%	
SUB-TOTALS:	JOB TOTALS: BP 10 _ Metal Stud Fram. DW	135 : 139 **	77	57	74%	23	40%	
SUB-TOTALS:	JOB TOTALS: BP 12 _ Ceilings	22 : 24 **	2	1	50%	0	0%	
SUB-TOTALS:	JOB TOTALS: BP 14 _ Paint	15 : 15 **	1	1	100%	1	100%	
SUB-TOTALS:	JOB TOTALS: BP 16 _ Labcase work	12 : 15 **	1	0	0%	0	0%	
SUB-TOTALS:	JOB TOTALS: BP 18 _ Fire Suppression	29 : 31 **	13	13	100%	2	15%	
SUB-TOTALS:	JOB TOTALS: BP 19 _ Plumbing	149 : 152 **	53	50	94%	4	8%	
SUB-TOTALS:	JOB TOTALS: BP 20 _ HVAC	274 : 281 **	76	69	91%	11	16%	
SUB-TOTALS:	JOB TOTALS: BP 21 _ Electrical	106 : 109 **	66	58	88%	7	12%	
SUB-TOTALS:	JOB TOTALS: BP 22 _ Earthwork	125 : 141 **	30	28	93%	5	18%	
SUB-TOTALS:	JOB TOTALS: BP 23 _ Site Concrete	34 : 39 **	7	7	100%	4	57%	
SUB-TOTALS:	JOB TOTALS: BP 25 _ Site Utilities	93 : 96 **	36	35	97%	4	11%	
TOTAL:	Number of weekly CPRs:	1883 : 1960 **	872	669	77%	176	26%	
<div> <div>CBA GOALS:</div> <div> <div>90%</div> <div>POSITIONS FILLED BY "LOCAL-TO-COUNTY" WORKERS</div> </div> <div> <div>35%</div> <div>OF THE 90% "LOCAL-TO-COUNTY" POSITIONS TO BE FILLED BY "LOCAL-TO-DISTRICT" WORKERS</div> </div> </div>								

**Southwestern College - Emergency Generator
CBA Workforce Utilization Report (EXHIBIT 6)**

REPORTING MONTH	CONTRACTORS	RATIO OF WEEKS REPORTED	TOTAL NUMBER OF EMPLOYEES (POSITIONS) WORKING	TOTAL NUMBER OF LOCAL-TO-COUNTY (RESIDENT) WORKERS	% of LOCAL-TO-COUNTY WORKERS FILLING POSITIONS	TOTAL NUMBER OF LOCAL-TO-SWC DISTRICT WORKERS	% of LOCAL-TO-SWC DISTRICT WORKERS FILLING POSITIONS
Nov-17	Chula Vista Electric	4 : 4	1	1	100%	0	0%
Dec-17	Chula Vista Electric	3 : 4	**	0	0%	0	0%
Jan-18	Chula Vista Electric	0 : 4	**	0	0%	0	0%
Feb-18	Chula Vista Electric			ON HOLD			
Mar-18	Chula Vista Electric			ON HOLD			

Notes:

Double asterisk (**) Denotes not all workforce data for the month has been accounted for, due to contractor's non-submittal of Certified Payroll Records. Remaining data will be reflected in next monthly report.

Grey Highlight denotes a contractor that has finished its scope of work.

Yellow Highlight denotes an active contractor.

CUMULATIVE STATISTICAL DATA

		RATIO OF WEEKS REPORTED	TOTAL NUMBER OF EMPLOYEES (POSITIONS) WORKING	TOTAL NUMBER OF LOCAL-TO-COUNTY (RESIDENT) WORKERS	% of LOCAL-TO-COUNTY WORKERS FILLING POSITIONS	TOTAL NUMBER OF LOCAL-TO-SWC DISTRICT WORKERS	% of LOCAL-TO-SWC DISTRICT WORKERS FILLING POSITIONS
TOTAL:	Number of weekly CPRs:	7 : 12	**	1	100%	0	0%

CBA GOALS:

90%
POSITIONS FILLED
BY "LOCAL-TO-
COUNTY"
WORKERS

35%
OF THE 90%
"LOCAL-TO-
COUNTY"
POSITIONS TO BE
FILLED BY "LOCAL-
TO-DISTRICT"
WORKERS

Southwestern College - Fire Alarm Network Integration Project
CBA Workforce Utilization Report

REPORTING MONTH	CONTRACTORS	RATIO OF WEEKS REPORTED THIS MONTH	TOTAL NUMBER OF EMPLOYEES (POSITIONS) WORKING THIS MONTH	TOTAL NUMBER OF LOCAL-TO-COUNTY (RESIDENT) WORKERS THIS MONTH	% of LOCAL-TO-COUNTY WORKERS FILLING POSITIONS THIS MONTH	TOTAL NUMBER OF LOCAL-TO-SWC DISTRICT WORKERS THIS MONTH	% of LOCAL-TO-SWC DISTRICT WORKERS FILLING POSITIONS THIS MONTH
Mar-18	Chula Vista Electric	4 : 4	2	2	100%	0	0%
Apr-18	Chula Vista Electric	4 : 4	0	0	0%	0	0%
May-18	Chula Vista Electric	4 : 4	0	0	0%	0	0%
Jun-18	Chula Vista Electric	3 : 4 **	5	5	100%	0	0%

Notes:
Double asterisk (**) Denotes not all workforce data for the month has been accounted for, due to contractor's non-submittal of Certified Payroll Records. Remaining data will be reflected in next monthly report.

Grey Highlight denotes a contractor that has finished its scope of work.

CUMULATIVE STATISTICAL DATA

		RATIO OF WEEKS REPORTED THIS MONTH	TOTAL NUMBER OF EMPLOYEES (POSITIONS) WORKING THIS MONTH	TOTAL NUMBER OF LOCAL-TO-COUNTY (RESIDENT) WORKERS THIS MONTH	% of LOCAL-TO-COUNTY WORKERS FILLING POSITIONS THIS MONTH	TOTAL NUMBER OF LOCAL-TO-SWC DISTRICT WORKERS THIS MONTH	% of LOCAL-TO-SWC DISTRICT WORKERS FILLING POSITIONS THIS MONTH
Mar-18	JOB TOTALS	4 : 4	2	2	100%	0	0%
Apr-18	JOB TOTALS	4 : 4	0	0	0%	0	0%
May-18	JOB TOTALS	4 : 4	0	0	0%	0	0%
Jun-18	JOB TOTALS	3 : 4 **	5	5	100%	0	0%
SUBTOTAL:		15 : 16 **	7	7	100%	0	0%

CBA GOALS:

90%

35%

Southwestern College - Utility Infrastructure Hydronic Pipe Extension
CBA Workforce Utilization Report (EXHIBIT 5)

REPORTING MONTH	CONTRACTORS	RATIO OF WEEKS REPORTED	TOTAL NUMBER OF EMPLOYEES (POSITIONS) WORKING	TOTAL NUMBER OF LOCAL-TO-COUNTY (RESIDENT) WORKERS	% of LOCAL-TO-COUNTY WORKERS FILLING POSITIONS	TOTAL NUMBER OF LOCAL-TO-SWC DISTRICT WORKERS	% of LOCAL-TO-SWC DISTRICT WORKERS FILLING POSITIONS
Mar-17	CCL	1 : 1	7	6	86%	0	0%
Apr-17	CCL	4 : 4	3	3	100%	0	0%
May-17	CCL	4 : 4	1	0	0%	0	0%
Jun-17	CCL	4 : 4	1	1	100%	1	100%
Jul-17	CCL	4 : 4	0	0	0%	0	0%
Aug-17	CCL	4 : 4	0	0	0%	0	0%
Sep-17	CCL	4 : 4	0	0	0%	0	0%
Oct-17	CCL	5 : 5	2	2	100%	0	0%
Nov-17	CCL	4 : 4	2	1	50%	1	100%
Dec-17	CCL	4 : 4	0	0	0%	0	0%
Jan-18	CCL	4 : 4	0	0	0%	0	0%
Feb-18	CCL	2 : 2	0	0	0%	0	0%
Jun-17	All American Asphalt	1 : 1	10	0	0%	0	0%
Jul-17	All American Asphalt	4 : 4	0	0	0%	0	0%
Aug-17	All American Asphalt	4 : 4	0	0	0%	0	0%
Sep-17	All American Asphalt	4 : 4	0	0	0%	0	0%
Oct-17	All American Asphalt	4 : 4	10	0	0%	0	0%
Nov-17	All American Asphalt	4 : 4	1	0	0%	0	0%
Dec-17	All American Asphalt	4 : 4	0	0	0%	0	0%
Jan-18	All American Asphalt	4 : 4	0	0	0%	0	0%
Feb-18	All American Asphalt	1 : 1	0	0	0%	0	0%
Apr-17	Baker Electric	2 : 2	8	6	75%	0	0%
May-17	Baker Electric	4 : 4	2	2	100%	0	0%
Jun-17	Baker Electric	4 : 4	2	1	50%	0	0%
Jul-17	Baker Electric	4 : 4	0	0	0%	0	0%
Aug-17	Baker Electric	4 : 4	3	3	100%	0	0%
Sep-17	Baker Electric	4 : 4	3	1	33%	0	0%
Oct-17	Baker Electric	4 : 4	0	0	0%	0	0%
Nov-17	Baker Electric	4 : 4	3	2	67%	0	0%
Dec-17	Baker Electric	5 : 5	4	4	100%	1	25%
Jan-18	Baker Electric	4 : 4	1	1	100%	0	0%
Feb-18	Baker Electric	3 : 3	2	2	100%	1	50%
Jun-17	Cement Cutting	1 : 1	1	1	100%	0	0%
Jul-17	Cement Cutting	4 : 4	0	0	0%	0	0%
Aug-17	Cement Cutting	4 : 4	0	0	0%	0	0%
Sep-17	Cement Cutting	3 : 3	1	0	0%	0	0%
May-17	Deans Welding	2 : 2	1	0	0%	0	0%
Jun-17	Deans Welding	4 : 4	0	0	0%	0	0%
Jul-17	Deans Welding	4 : 4	1	1	100%	0	0%
Aug-17	Deans Welding	4 : 4	1	0	0%	0	0%
Sep-17	Deans Welding	4 : 4	0	0	0%	0	0%
Oct-17	Deans Welding	4 : 4	0	0	0%	0	0%
Nov-17	Deans Welding	4 : 4	1	1	100%	0	0%
Dec-17	Deans Welding	4 : 4	1	1	100%	0	0%
Jan-18	Deans Welding	4 : 4	0	0	0%	0	0%
Feb-18	Deans Welding	4 : 4	0	0	0%	0	0%
Apr-17	G&F Concrete Cutting	2 : 2	1	0	0%	0	0%
May-17	G&F Concrete Cutting	4 : 4	0	0	0%	0	0%
Jun-17	G&F Concrete Cutting	4 : 4	0	0	0%	0	0%
Jul-17	G&F Concrete Cutting	4 : 4	1	0	0%	0	0%
Aug-17	G&F Concrete Cutting	4 : 4	0	0	0%	0	0%
Sep-17	G&F Concrete Cutting	2 : 2	0	0	0%	0	0%
Apr-17	MB Herzog	1 : 1	1	0	0%	0	0%
Jul-17	Opti Comm	1 : 1	1	0	0%	0	0%
Apr-17	Pavement Recycling	3 : 3	1	1	100%	0	0%
May-17	Pavement Recycling	4 : 4	1	1	100%	0	0%
Jun-17	Pavement Recycling	4 : 4	0	0	0%	0	0%
Jul-17	Pavement Recycling	4 : 4	1	0	0%	0	0%
Aug-17	Pavement Recycling	4 : 4	0	0	0%	0	0%
Sep-17	Pavement Recycling	4 : 4	0	0	0%	0	0%
Oct-17	Payco	1 : 1	4	4	100%	0	0%
Jun-17	Penhall	2 : 2	1	1	100%	0	0%
Jul-17	Penhall	4 : 4	0	0	0%	0	0%

Southwestern College - Utility Infrastructure Hydronic Pipe Extension
CBA Workforce Utilization Report (EXHIBIT 5)

Aug-17	Penhall	4 : 4		0	0	0%	0	0%
Sep-17	Penhall	4 : 4		0	0	0%	0	0%
Oct-17	Penhall	4 : 4		0	0	0%	0	0%
Nov-17	Penhall	4 : 4		0	0	0%	0	0%
Dec-17	Penhall	4 : 4		0	0	0%	0	0%

Notes:

Double asterisk (**) Denotes not all workforce data for the month has been accounted for, due to contractor's non-submittal of Certified Payroll Records. Remaining data will be reflected in next monthly report.

Grey Highlight denotes a contractor that has finished its scope of work.

CUMULATIVE STATISTICAL DATA

		RATIO OF WEEKS REPORTED	TOTAL NUMBER OF EMPLOYEES (POSITIONS) WORKING	TOTAL NUMBER OF LOCAL-TO- COUNTY (RESIDENT) WORKERS	% of LOCAL-TO- COUNTY WORKERS FILLING POSITIONS	TOTAL NUMBER OF LOCAL-TO-SWC DISTRICT WORKERS	% of LOCAL-TO-SWC DISTRICT WORKERS FILLING POSITIONS
TOTAL:	Number of weekly CPRs:	238 : 238	84	46	55%	4	9%

CBA GOALS:

90%
POSITIONS FILLED
BY "LOCAL-TO-
COUNTY"
WORKERS

35%
OF THE 90%
"LOCAL-TO-
COUNTY"
POSITIONS TO BE
FILLED BY "LOCAL-
TO-DISTRICT"
WORKERS

End of Report