

EMERGENCY EVACUATION ASSEMBLY AREAS

LEGEND

-  Nurse
-  Defibrillator
-  Emergency Blue Light

SWC
SOUTHWESTERN COLLEGE
877 T. 214. Paul
Tia to Paula 73 0000
(916) 226-8887
College Police Emergency
(916) 226-8888
Escort Request
(916) 226-8733

In the event of an emergency, please evacuate to corresponding Evacuation Area. If your assigned Evacuation Area is unsafe, please proceed to an alternate Evacuation Area closest to you.

-  Lot J Assembly Area
-  Lot H Assembly Area
-  Lot A Assembly Area
-  Lot D Assembly Area



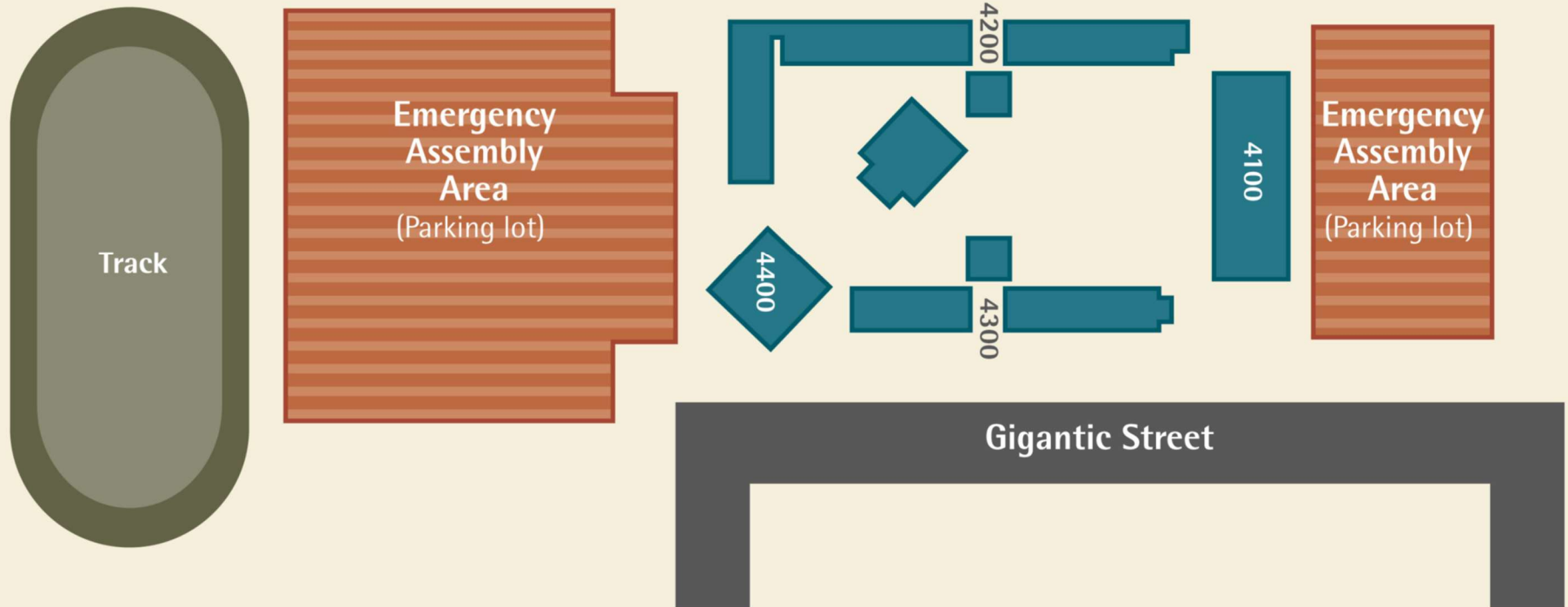
An evacuation will be ordered after a natural or man-made emergency or disaster. The evacuation may be District-wide, campus-wide or building/location specific. The goal of an evacuation is to separate students, faculty, and staff members from harm in an orderly and expeditious manner.

Persons who are ordered to evacuate should comply with communicated instructions or directions from staff members and follow these guidelines:

- Be familiar with building exits beforehand.
- When the evacuation is ordered, move in a calm and deliberate way to the nearest exit.
- Be mindful of events that could interfere with an evacuation, such as blocked stairways due to fire or smoke.
- Do not delay by gathering possessions or other items.
- Exit the building and proceed to the nearest evacuation zone.
- Assist others who may be injured or disabled.
- Stand by as staff members will be seeking to account for all persons

EMERGENCY EVACUATION ASSEMBLY AREAS

Southwestern College Higher Education Center at Otay Mesa Two story building



Do you know what to do
in an emergency?
ARE YOU PREPARED?



FIRE: GET OUT

- Evacuate to the appropriate safe area.



EARTHQUAKE: SEEK COVER

- Seek safety under a desk or table.
- Stay clear of doorways and windows.
- Ensure all people are accounted for.
- Have an emergency supply pack on hand.
- Exit building to a safe area once the shaking stops and it is safe to do so.



CRIME & VIOLENT BEHAVIOR: SHELTER IN PLACE

- Barricade and lock down

LEGEND



Information/College Police

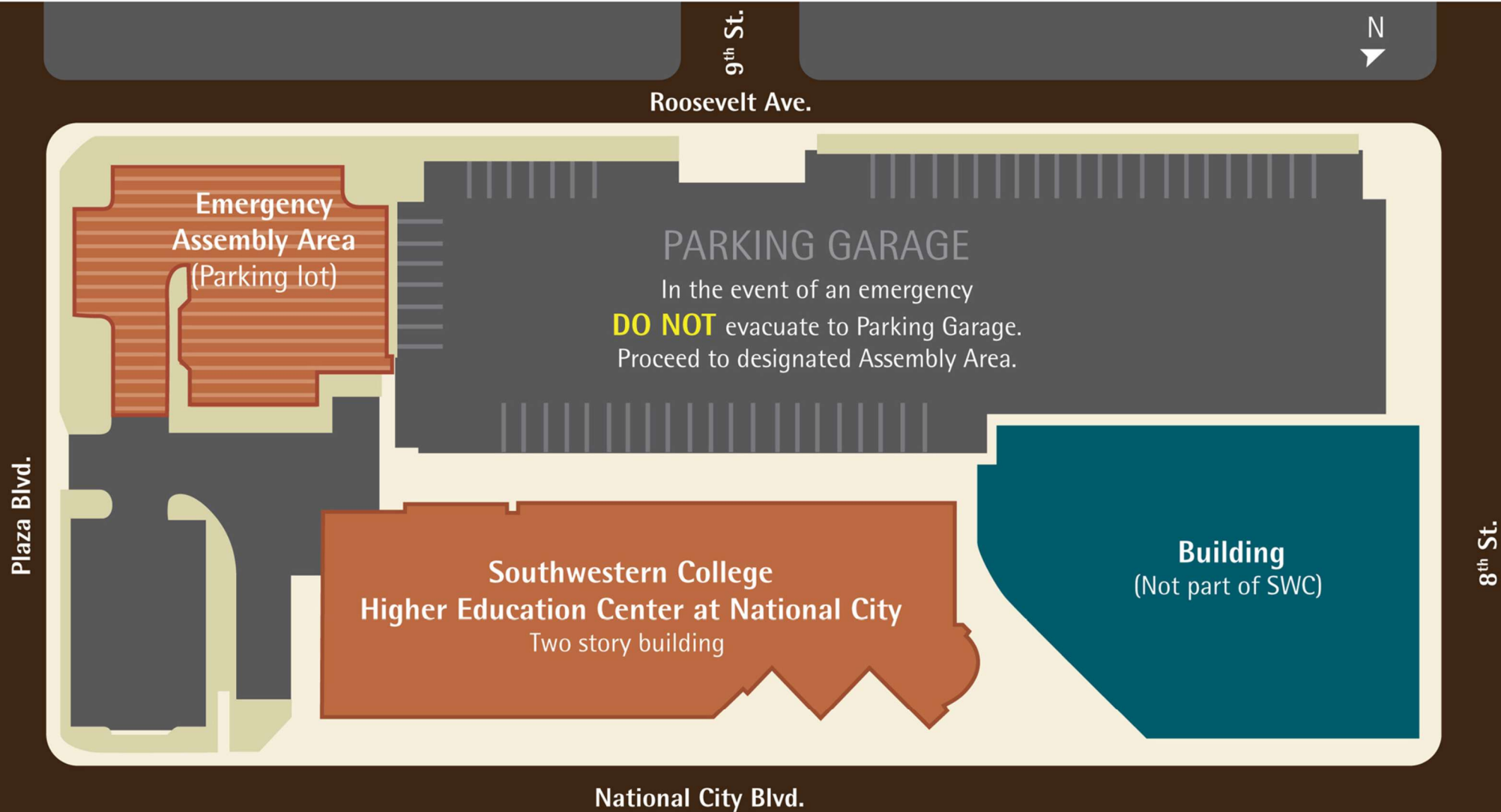


Emergency Call Box



Campus Nurse

EMERGENCY EVACUATION ASSEMBLY AREAS



Do you know what to do
in an emergency?
ARE YOU PREPARED?



FIRE: GET OUT

- Evacuate to the appropriate safe area.



EARTHQUAKE: SEEK COVER

- Seek safety under a desk or table.
- Stay clear of doorways and windows.
- Ensure all people are accounted for.
- Have an emergency supply pack on hand.
- Exit building to a safe area once the shaking stops and it is safe to do so.



CRIME & VIOLENT BEHAVIOR: SHELTER IN PLACE

- Barricade and lock down

LEGEND



Information/College Police

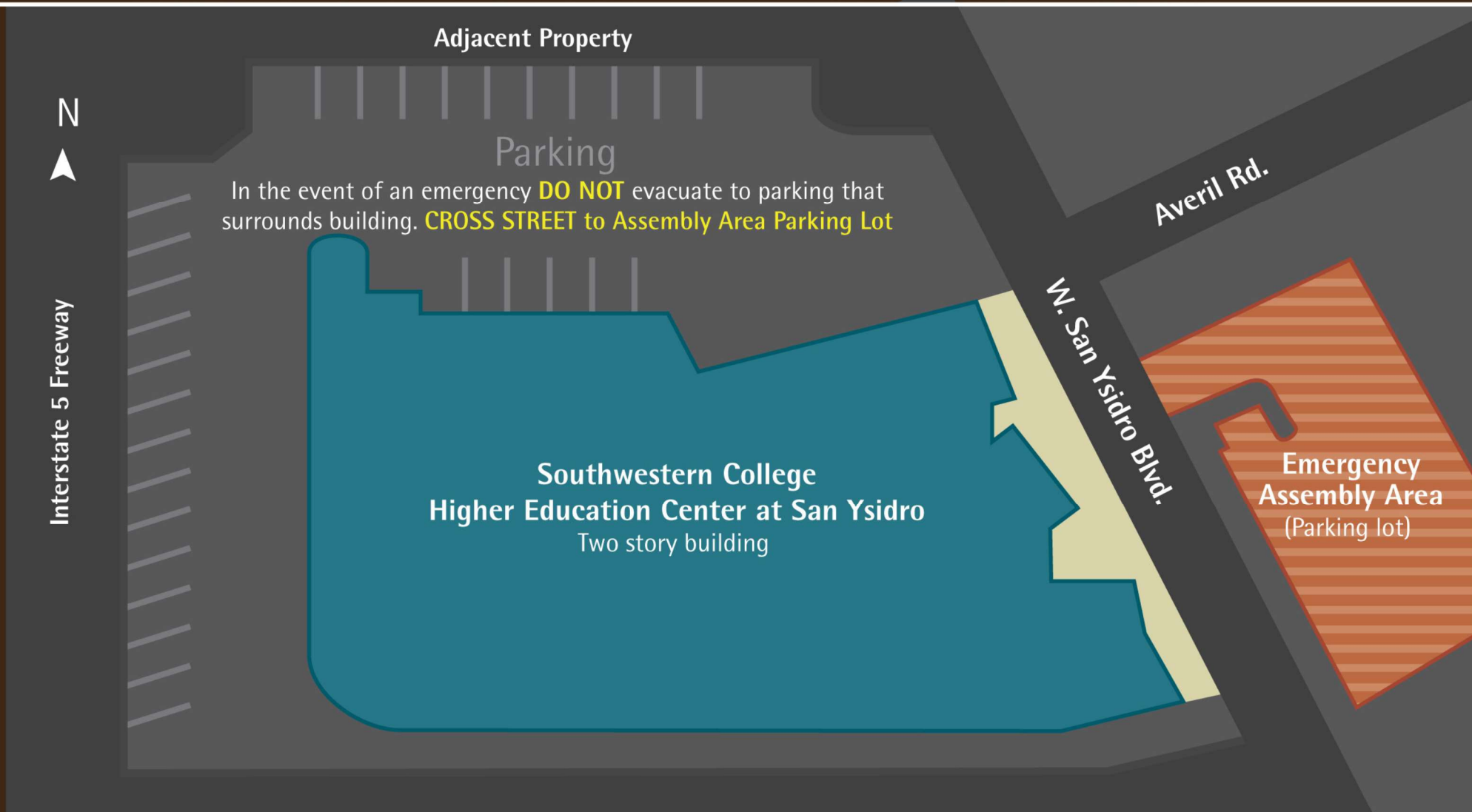


Emergency Call Box



Campus Nurse

EMERGENCY EVACUATION ASSEMBLY AREAS



Do you know what to do
in an emergency?
ARE YOU PREPARED?



FIRE: GET OUT

- Evacuate to the appropriate safe area.



EARTHQUAKE: SEEK COVER

- Seek safety under a desk or table.
- Stay clear of doorways and windows.
- Ensure all people are accounted for.
- Have an emergency supply pack on hand.
- Exit building to a safe area once the shaking stops and it is safe to do so.



CRIME & VIOLENT BEHAVIOR: SHELTER IN PLACE

- Barricade and lock down

LEGEND



Information/College Police



Emergency Call Box



Campus Nurse